

2025



BUDGET



Skies Over Craig, Photographed by Janele Husband

Moffat County... Colorado's Great Northwest

Adopted December 10, 2024



Acknowledgements

Finance

Catherine Nielson
Heather Brumblow
Wendy Buckley
Mindy Newell
Janet Willshire
Sandra Kuhn

Finance Director
Lead/PH Finance Specialist
Human Service Finance Specialist
Finance Specialist
Part-Time Finance Specialist
Finance Specialist

Human Resource

Rachel Bower
Dara Bond
Chloe Villard

Human Resource Director
Human Resource Benefit Admin
Human Resource Specialist

Thank you to all Department Heads, Elected Officials and employees who provided information for the successful compilation of the 2025 Budget.

MOFFAT COUNTY VISION STATEMENT

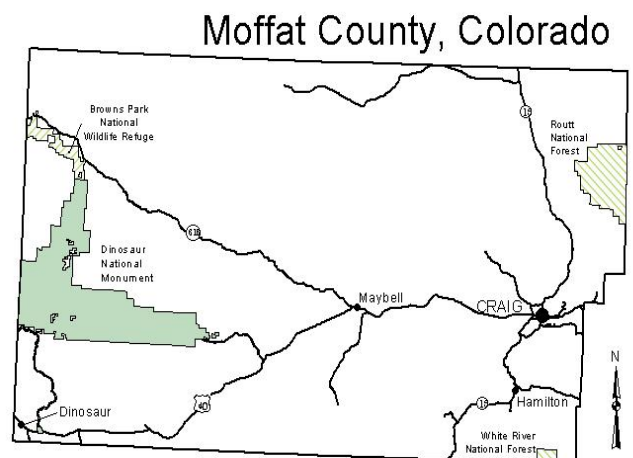
**“Leading the way to excellence
in serving the citizens of Moffat
County”**

MOFFAT COUNTY MISSION STATEMENT

**“To improve the quality of life in
Moffat County by providing
essential services through and
with leadership, teamwork and
integrity”**

**We serve
The people
Of Moffat County**

Our customers are the
people throughout



Moffat County. This includes the employees that serve beside us.

Our service is our only product. Our responsibility is to deliver this product as courteous, responsive and cost effective as we can.

Moffat County provides each of us an equal opportunity and harassment free environment. This environment ensures open communication, the free exchange of ideas, and concepts empowering each of us to contribute to Moffat County to the full extent of our ability.

Moffat County, Colorado

2025 Budget

Elected Officials

Board of County Commissioners	Tony Bohrer Donald Broom Melody Villard
Clerk and Recorder	Stacy Morgan
Treasurer and Public Trustee	Robert Razzano
Assessor	Larona McPherson
Sheriff	KC Hume
District Attorney	Matt Karzen
Coroner	Jesse Arthurs
Surveyor	William Baker

Appointed Officials

County Attorney	Garry Rhoden
Development Services	Neil Binder
Emergency Management	Todd Wheeler
Fairgrounds/Cemetery	Kyler Scott
Finance	Catherine Nielson
Grounds/Parks & Rec/Freeman	Barry Barnes
Housing Authority	Suzanne Hope
Human Resources	Rachel Bower
Human Services	Kristian Grajeda
Information Technology	Mason Siedschlaw
Library	Keisha Bickford
Natural Resources	Jeff Comstock
Pest Management	Jesse Schroeder
Public Health	Sarah Copeland
Road Maintenance	Dan Miller
Veteran's Service Officer	Ronald Epplin
Youth Services	Tara Wojtkiewicz

Table of Contents

Budget Message	
2025 Budget Message.....	1
The Inclusion of the Memorial Hospital Budget within the County Budget.....	1
2025 Budget Summary	1
Historic Spending.....	1
Factors Influencing the 2025 Budget Development	2
Funds of Most Concern	4
Budget Strategies	5
Strategies to Increase Revenues	5
Policies that Effect the Budget	5
Budget Changes to County Funds	6
2024-2025 Budget Comparison	8
2025 Funds Availability Projections	9
Basis of Accounting and Budgeting	10
Welcome to Moffat County	11
Policies and Procedures	
Financial Policies.....	13
Annual Budget Procedure	16
Current Debt and Legal Debt Limits	22
Staffing	
Staffing and Population	25
Personnel Expense	26
2025 Personnel Expense Changes from 2024 Budget	27
Fund Summary	
Moffat County Fund Descriptions	29
Moffat County Types of Funds	31
Moffat County Budgeting Funds.....	32
Fund Balance Designation	33
2025 Budget Categorized by Budgeting Funds.....	34
Revenue Summary	
2025 Revenues by Category	35
Sales Tax.....	36
Property Tax	37
Mill Levy.....	37
Assessed Valuation History.....	38
Residential Property Tax	40
Where Do My Property Taxes Go?	41
Program Summary	
Expenditures by Program Areas	43
Program Summary	44
General Fund	
General Fund Summary	47
General Fund Revenue Total	48
General Fund (revenue & expenditures applicable to each department in the General Fund is included in each of the sections below	
Assessor.....	67
Board of County Commissioners.....	52
Cemetery	118
Clerk and Recorder	55

Table of Contents (continued)

General Fund Continued

Community Safety	107
Contributions.....	94
Coroner.....	97
County Attorney.....	79
County Fair	152
Development Services.....	144
District Attorney	90
Elections Division.....	58
Emergency Management	100
Extension	155
Facility Maintenance	109
Fairgrounds.....	115
Finance	70
Fire Control	104
Hamilton Community Center	147
Health Allotments.....	139
Human Resources	73
Information Technology	76
Maybell	149
Maybell Ambulance	127
Maybell Volunteer Fire Department.....	130
Natural Resources	141
Other Administration	85
Parks & Recreation.....	121
Public Trustee.....	64
Sheriff	93
Sherman Youth Camp	124
Surveyor	82
Transfers.....	93
Treasurer	61
Veteran's Officer.....	133
Weed & Pest Management.....	112
Youth Services.....	136
Road & Bridge Fund	159
Road & Bridge Fund Summary.....	161
Road & Bridge Revenues	162
Road & Bridge Expenditures	163
Landfill Fund	167
Landfill Fund Summary.....	169
Landfill Revenues	170
Landfill Expenditures	171
Airport Fund	173
Airport Fund Summary	175
Airport Revenues.....	176
Airport Expenditures	177
Emergency 911 Fund	179
Emergency 911 Fund Summary.....	180
Emergency 911 Revenues	181
Emergency 911 Expenditures	181

Table of Contents (continued)

Capital Projects Fund	183
Capital Projects Summary	184
Capital Project Courthouse Revenues and Expenditures	185
Capital Project Revenues and Expenditures	186
Conservation Trust Fund	187
Conservation Trust Fund Summary.....	188
Conservation Trust Revenues	189
Conservation Trust Expenditures	189
Library Fund	191
Library Fund Summary	193
Library Revenues.....	194
Library Expenditures.....	195
Maybell Waste Water Treatment Facility Fund	197
Maybell Waste Water Treatment Facility Fund Summary.....	199
Maybell Waste Water Treatment Facility Revenues	200
Maybell Waste Water Treatment Facility Expenditures.....	200
Health & Welfare Fund	201
Health & Welfare Fund Summary.....	202
Health & Welfare Revenues	203
Health & Welfare Expenditures	204
Senior Citizens Fund	205
Senior Citizens Fund Summary.....	207
Senior Citizen Revenues	208
Senior Citizen Expenditures	209
Internal Service Fund	211
Internal Service Fund Summary.....	212
Internal Service Revenue	213
Internal Service Expenditures.....	213
Lease-Purchase Fund	215
Lease-Purchase Fund Summary.....	216
Lease Purchase Revenues	217
Lease Purchase Expenditures.....	217
Telecommunications Fund	219
Telecommunications Fund Summary.....	220
Telecommunications Revenues	221
Telecommunications Expenditures.....	221
Moffat County Tourism Association (MCTA) Fund	223
MCTA Fund Summary	225
MCTA Revenues	226
MCTA Expenditures	227
Public Safety Center - Jail Fund	229
Public Safety Center- Jail Fund Summary	231
Public Safety Center – Jail Revenues	232
Public Safety Center – Jail Expenditures	233
Public Safety Center Maintenance Expenditures	234

Table of Contents (continued)

Human Service Fund	235
Human Service Fund Summary	237
Human Service Revenues	238
Human Service Expenditures	229
Public Health Fund	241
Public Health Fund Summary	243
Public Health Revenues	244
Public Health Expenditures	245
Moffat County Local Marketing District (MCLMD) Fund	247
MCLMD Governing Boards approval of the MCLMD Operating Plan	249
MCLMD Strategic Plan	251
MCLMD Fund Summary	257
MCLMD Revenues	258
MCLMD Expenditures	258
All Crimes Enforcement Team (ACET) Fund	259
ACET Fund Summary	260
ACET Revenues	261
ACET Expenditures	261
Capital Improvement Program (CIP)	263
Overview of the 2025 CIP	264
Equipment/Vehicle Replacement	265
Facility Improvements	266
Component Units	
The Memorial Hospital Fund	269
The Memorial Hospital Fund Summary	271
The Memorial Hospital Fund Revenues	272
The Memorial Hospital Fund Expenditure	272
Housing Authority Fund	273
Housing Authority Fund Summary	275
Sunset Meadows I Revenues	276
Sunset Meadows I Expenditures	277
Sunset Meadows II Revenues	279
Sunset Meadows II Expenditures	280
Shadow Mountain Local Improvement District Fund	283
Shadow Mountain Local Improvement District Fund Summary	285
Shadow Mountain Local Improvement District Revenues	286
Shadow Mountain Local Improvement District Expenditures	286
Appendix	287
Lease-Purchase Supplemental Schedule	288
Glossary	290
Resolutions	293

Board of Moffat County Commissioners
 Tony Bohrer · Melody Villard · Donald Broom
 District 1 District 2 District 3
 (970) 824-5517 · FAX (970) 824-9191

2025 BUDGET MESSAGE

Submitted herein is the Moffat County Budget for 2025. The 2025 Budget is created through a compilation of figures submitted by elected officials, department heads and boards. This budget is balanced as required by Colorado law C.R.S 29-1-103(2). In addition to the Moffat County Budget are the budgets for the component units, where the Moffat County Board of Commissioners either serves as the Board of Directors or appoints the Board of Directors for the entities.

THE INCLUSION OF THE MEMORIAL HOSPITAL BUDGET WITHIN THE COUNTY BUDGET

The Memorial Hospital is a legally separate organization, not operated by the Board of County Commissioners pursuant to CRS 25-3-304. The County Commissioners appoint the Board for The Memorial Hospital and The Memorial Hospital is a component unit of the county so that The Memorial Hospital's budget is included with the County's budget.

BUDGET SUMMARY

The budget document is submitted as a one-year operating plan setting forth the required and discretionary expenditures for public service. In order to balance the budgeted expenditures, the fund balance reserves beyond expected revenues are used from previous years.

The 2025 Moffat County Budget totals \$142,729,381 which is \$13,372,853 or 10.34% more than the 2024 budget of \$129,356,526. The budget is funded with revenue estimates and anticipated fund balances.

The Memorial Hospital, as an enterprise, is the county's largest component unit budget. The 2025 Memorial Hospital Budget totals \$85,402,794 an increase of 10.55% or \$8,149,022 more than their 2024 budget of \$77,253,772. The remaining Moffat County Budget, without the Memorial Hospital component unit, is \$57,326,586 an increase of \$5,223,832 or 10.03% more than the 2024 budget of \$52,102,754. This increase is largely due to Capital Project expenses and a 3% cost of living allowance (COLA).

HISTORIC SPENDING

Below is the historical spending since 2016 for both the Hospital and County.

	Hospital	County	Total
2024 (estimated)	\$78,236,843	\$51,119,683	\$129,356,526
2023 (actual)	\$69,172,815	\$52,882,377	\$122,055,192
2022 (actual)	\$71,972,180	\$38,110,474	\$110,082,654
2021 (actual)	\$70,995,429	\$43,253,388	\$114,248,817
2020 (actual)	\$70,388,305	\$40,339,665	\$110,727,970
2019 (actual)	\$72,247,734	\$33,033,433	\$105,281,167
2018 (actual)	\$63,271,788	\$34,242,956	\$97,514,744
2017 (actual)	\$53,282,337	\$34,732,581	\$88,014,918
2016 (actual)	\$45,154,145	\$38,178,250	\$83,332,395

FACTORS INFLUENCING THE 2025 BUDGET DEVELOPMENT

In order to determine expenditure levels, historic trends and projections have been made while incorporating expenditure management to afford services.

Personnel: As of July, 2024, the Consumer Price index is at 2.90%. With declining revenue forecasts, the Board of Commissioners continues to review the cost of living, as what can be afforded, for 2025 and future budget years. Due to budget constraints, cost of living adjustment to the employees has occurred 5 times since 2015.

Year	County Employee	CPI
2015		1.18%
2016		2.80%
2017	2%	3.40%
2018		2.70%
2019		1.92%
2020	3%	1.95%
2021	1%	3.20%
2022	1%	8.50%
2023**	10%	4.70%
2024*		2.90%
Totals:	17%	33.25%

**Salary Survey Increase was Varied using average
*Half Year Estimate

Operating: Moffat County's budget consists of limited increases in operating expenses mainly due to utility and fuel costs to those budgets affected.

Capital: Moffat County's Capital Improvement Plan (CIP) is based off of scoring mechanisms to identify the highest replacement need from usage. For example: equipment or older vehicles that may have useful life due to low miles or hours may not be in high need of replacement and will stay on the rotation until the equipment or vehicle is scored for highest replacement need. This method ensures that citizens have best use of tax dollars. In addition, projected road improvements and maintenance has been reduced due to lack of funds for those improvement needs.

REVENUE

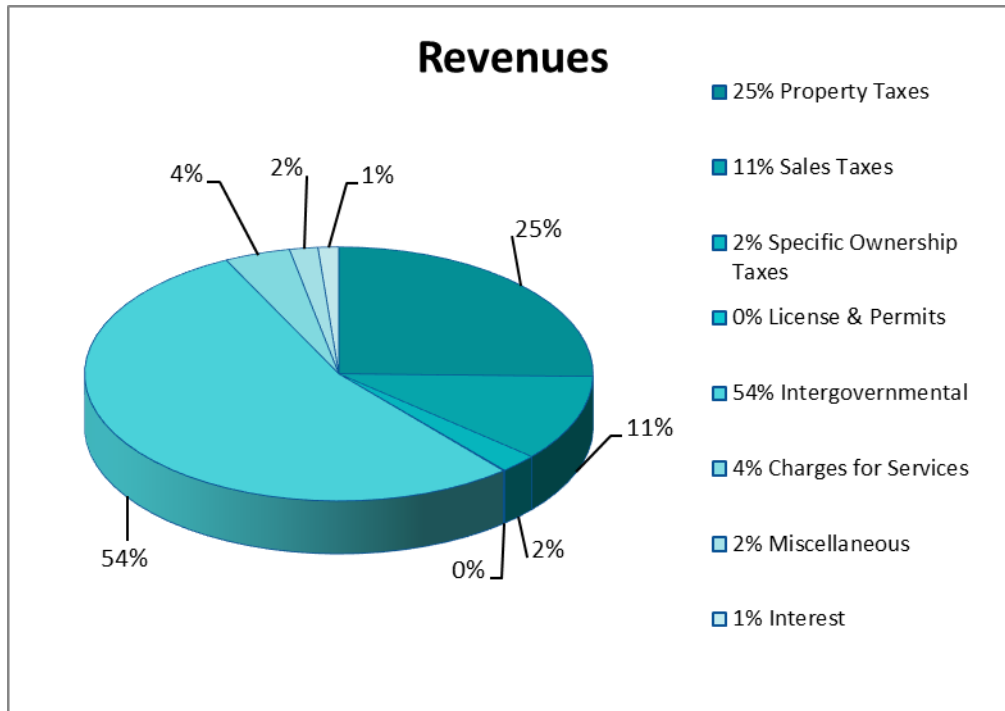
The 2025 budget includes the following decrease projections:

Severance Tax: Oil and Gas severance taxes paid by the state. Due to HB 24-1413 passing the forecast for the 2025 is unknown and the County will continue to budget modestly.

Interest rate: The Federal Reserve lowered interest rates twice for a total of .75% in 2024. We will continue to budget modestly due to the unpredictability of the economy.

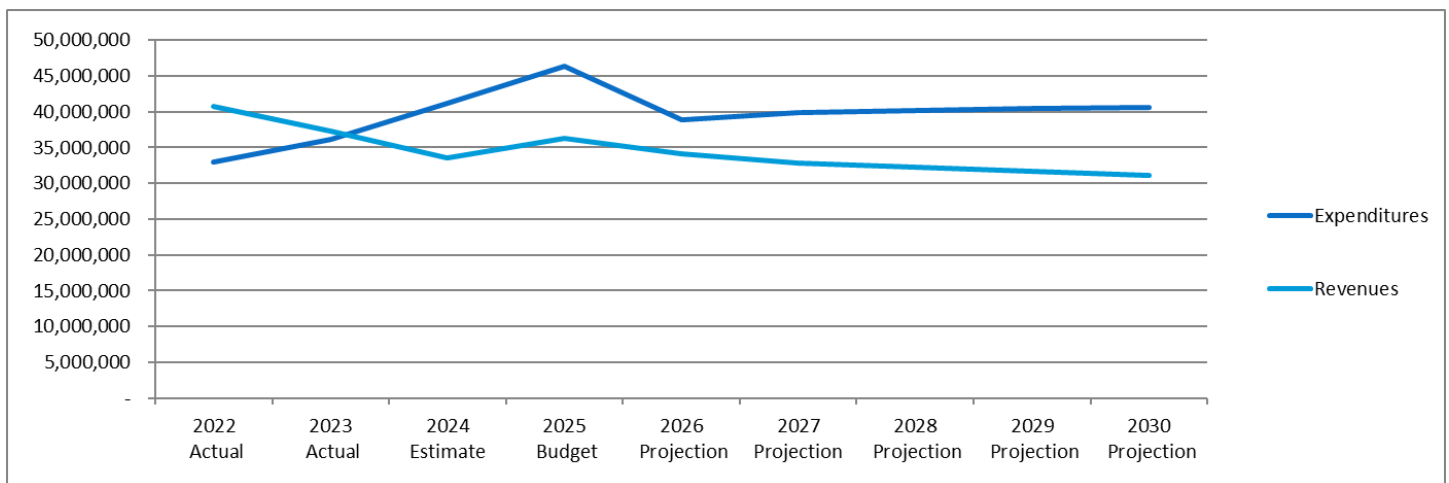
REVENUE TRENDS FOR THE COUNTY (DOES NOT INCLUDE HOSPITAL)

In order to determine the revenues available for the future, **in a natural resource-based economy**, 5-year projections for revenues and budgetary costs have been used beyond the 2025 budget.



Due to the 5-year projections, the funds identified of most concern include: General, Road & Bridge, Airport, Library, Senior Citizens, Jail, Human Services, and Public Health. These funds are highly dependable on property tax, sales, tax and intergovernmental revenue streams. Due to the uncertainty of a natural resource-based economy, these areas may change from one year to the next.

Utilizing 5-year projections, the funds of top concern are realigned through the budget process to keep within the county's policy of 60 days cash on hand to provide services.



The areas of revenue and expense are identified in the chart to follow:

2025 MOFFAT COUNTY FUNDS OF TOP CONCERN

Funds Include: General, Road & Bridge, Airport, Library, Senior Citizens, Jail, Human Services and Public Health.

Moffat County

2025 Budget

4

Long Term Financial Forecasting

	2022 Actual	2023 Actual	2024 Estimate	2025 Budget	2026 Projection	2027 Projection	2028 Projection	2029 Projection	2030 Projection
Property Taxes	8,967,717	8,730,842	8,731,626	8,385,062	7,603,534	6,900,518	6,267,804	5,698,361	5,185,863
Sales Taxes	5,842,041	6,377,762	3,628,975	3,628,975	3,628,975	3,628,975	3,628,975	3,628,975	3,628,975
Specific Ownership Taxes	975,454	980,985	980,985	800,000	800,000	800,000	800,000	800,000	800,000
License & Permits	48,606	90,916	30,458	30,500	30,500	30,500	30,500	30,500	30,500
Intergovernmental	20,121,962	14,558,349	15,407,530	17,838,234	17,601,715	17,025,404	16,972,194	16,919,238	16,866,539
Charges for Services	1,835,812	1,767,943	1,467,558	1,384,500	1,384,500	1,384,500	1,384,500	1,384,500	1,384,500
Miscellaneous	736,744	1,419,943	602,662	597,798	370,674	370,674	370,674	370,674	370,674
Interest	360,935	1,434,615	72,677	436,000	436,000	436,000	436,000	436,000	436,000
Transfers In	1,782,399	1,931,373	2,693,722	3,276,744	2,280,397	2,306,158	2,297,601	2,462,341	2,344,553
Fund Balance Used	25,000	(29,622)	7,784,022	10,499,663	4,837,140	6,771,728	7,797,286	8,541,237	9,403,778
Total Revenue	40,696,669	37,263,106	41,400,215	46,877,476	38,973,434	39,654,457	39,985,535	40,271,827	40,451,383
Personnel Expenditures	15,342,133	15,646,696	18,308,366	20,238,984	20,368,052	20,571,733	20,784,267	20,992,110	21,214,726
Operating Expenditures	12,465,244	12,949,491	14,115,847	13,736,684	13,268,726	14,462,750	14,534,115	14,606,064	14,684,596
Capital Expenditures	2,093,373	4,353,675	4,754,625	7,945,606	1,810,433	1,303,978	1,347,538	1,194,798	1,192,634
Transfers Out	3,040,319	3,192,772	4,056,273	4,538,369	3,570,195	3,591,703	3,589,601	3,753,057	3,637,882
Fund Total Expenditures	32,941,070	36,142,634	41,235,111	46,459,643	39,017,406	39,930,163	40,255,522	40,546,029	40,729,838
Beginning Fund Balance	36,384,570	44,140,166	45,260,639	37,641,722	27,559,893	22,739,482	15,753,355	7,748,004	(1,004,896)
FB Savings	7,755,597	1,120,472	165,104	134,000	314,874	84,110	90,811	87,587	84,335
(FB Used)			(7,784,022)	(10,499,663)	(4,837,140)	(6,771,728)	(7,797,286)	(8,541,237)	(9,403,778)
Ending Fund Balance	44,140,166	45,260,639	37,641,722	27,559,893	22,739,482	15,753,355	7,748,004	(1,004,896)	(10,623,965)
Restricted Reserves	2,203,494	7,369,115	6,792,793	1,557,582	1,575,484	1,025,151	529,392	(500)	(538,921)
Non-spendable	1,869,058	1,528,966	1,528,966	1,528,966	1,250,000	1,250,000	1,250,000	1,250,000	1,250,000
Committed Reserves	5,228,619	5,509,255	6,295,157	6,769,635	6,702,755	7,113,349	7,170,066	7,225,242	4,314,307
Assigned Reserves	11,180,406	9,722,951	6,984,317	3,594,990	115,980	(3,646,182)	(7,571,311)	(11,487,668)	(15,649,349)
Unassigned Reserves	23,658,588	21,130,353	16,040,489	14,108,720	13,095,265	10,011,038	6,369,858	2,008,031	0
% Cash on Hand	144%	127%	90%	72%	59%	38%	17%	-6%	-32%
Days Operating Cash on Hand	526	464	330	263	216	140	62	-23	-115

BUDGET STRATEGIES

The county continues to take a budget approach of prioritizing available revenues and using them in the most productive way, addressing current or anticipated fiscal constraints and get the best results for the money available within service level demands.

STRATEGIES TO INCREASE REVENUES

Economic and societal challenges effecting Moffat County's future will continue to place increased pressure on the Board of County Commissioners. The following strategies have been developed to address the future for Moffat County:

- ▶ Provide proactive and positive influence for impacts and issues known at both the state and federal level to support Moffat County's natural resources and access to public lands.
- ▶ Cooperation with other governments, districts and entities that have similar needs or vision in order to foster economic development and quality of life in Moffat County.
- ▶ Use restricted revenues, such as Conservation Trust (lottery dollars that must be used on parks and recreation), to enhance recreational opportunities and attract potential residents.
- ▶ Use existing county resources, assets, employees and dollars, to further the economic future of Moffat County while emphasizing and enhancing growth and diversification for our local economy.

POLICIES THAT AFFECT THE BUDGET

The Board of County Commissioners has adopted policies to allow for the cash flow needed to provide services as well as strengthen the county's future through long term forecasting and dedicated reserves. The following policies are included in this budget:

The current budget is adjusted when long term budget forecasting indicates shortfalls.

Align cash flow from reserves to fund services.

- ▶ Reducing most funds to 60 days and realigning the remaining funds for cash reserve, while abiding by statutory requirements and best practice recommendation for the county to keep good bond rating, it allows for more funds available to provide the services to the citizens with declining revenues. The reduction from this adjustment utilizes fund balances and also reduces transfer amounts needed from General Fund that subsidizes the Senior Citizens (bus and meals) and Jail Funds.
- ▶ The remaining reserves have restrictions on use through a budget policy, such as capital reserve and a counter cyclical reserve for those funds that are most affected in an economic downturn for recovery.

The current budget is used to determine future budget needs by applying reasonable expectations of how costs and revenues will change under typical circumstances for long term budget forecasting.

- ▶ Revenues are based off of historical trends.
- ▶ Expenditures are in three categories and are based off of Consumer Price Index and historical trends.
 - Personnel: Wages, longevity, retirement, health, dental, vision, workers compensation, and life insurance benefits.

- Operating: Remaining expenses other than personnel and capital.
- Capital: Capital Improvements or Projects to maintain and rotate equipment needs according to the CIP 10-year plan.

One-time revenues cannot be applied to long term expense.

- ▶ *One-time revenues are revenues received beyond the revenues projected in the budget, as such, should not be used for on-going expenses such as personnel and operating.*
- ▶ *One-time revenues are either committed to the future through the reserves or through one-time expense.*
- ▶ *One-time expenses are programs, services, or capital that is only spent in a particular year and are not on-going in nature.*

Counter cyclical reserve to sustain through unexpected revenue shortfall years.

- ▶ Funds that receive major funding sources such as property tax, sales tax and highway user tax fees will have a counter cyclical reserve. For the 2025 budget, the funds with counter cyclical reserves are General, Road & Bridge and Human Services. The reserve may be utilized under the following conditions:
 - If a major revenue source decreases 5% within a given year, after budget is adopted, the funds can be used to offset revenue declines. Budgets must be adjusted to replenish the reserve within 2 years after use.
 - Continued revenue shortfalls will result in budgetary realignment to compensate for the decline in revenue.

Capital Reserves.

In order to maintain assets and assist with the Capital Improvement Plan the following process is utilized:

- ▶ Sale of assets in a prior year is placed in the capital reserve for future use in the fund that the transaction occurred.
- ▶ Budgetary savings from unspent capital are also placed in capital reserve for future use in the fund that the savings occurred.
- ▶ One-time revenues, outside of one-time expenses designated by the Board of Moffat County Commissioners, are for future capital reserve use in the fund that the one-time revenues occurred.

COUNTY FUNDS

Moffat County's Budget contains 23 funds. Summary figures for each fund can be found in the fund summaries throughout the budget. These summaries contain the revenues, expenditures and the available fund balance.

GENERAL FUND

As the name implies, this is the fund that receives undesignated revenues which can be budgeted for any appropriate county purpose. This fund finances the majority of the traditional services associated with county government. Most of the budget deliberations center around this fund since it provides resource allocation flexibility. This fund supports 40 departments. It is necessary to review each department's situation in some detail to determine what is happening in 2025.

The General Fund has an seen a decrease due to a salary increase, utilities, fuel, and the transfer out to the lease purchase fund for the courthouse bond payment. The yearly payment averages \$1.2 million and is supported through the 1997 voter amended sales tax to utilize .75 of the 2% sales tax collected within Moffat County, the City of Craig, and the Town of Dinosaur to pay for the purpose of acquiring, constructing, equipping, furnishing, and maintain capital projects.

OTHER COUNTY FUNDS

A great many of the county's programs are financed from sources outside of the General Fund. These funds have combined expenditures as well in excess of the General Fund budget. However, the nature of the revenue sources mandate that these monies can only be used for specific activities. Hence, they are budgeted and accounted for in separate funds.

A. ROAD & BRIDGE

The Road & Bridge Fund expenditures have increased due to fuel, utilities, and wages.

B. LANDFILL

The Landfill Fund is in the process of completing a new cell construction in 2024.

C. JAIL

The Jail Fund accounts for the operations of the County Jail and maintenance for the Public Safety Center. Expenditures have increased mainly due to increased utilities, maintenance, and wages.

D. HUMAN SERVICES

The Human Services Fund accounts for services provided to the citizens of Moffat County, which is primarily funded from State and Federal dollars.

E. PUBLIC HEALTH

The Public Health Fund, created pursuant to Colorado Revised Statutes 25-1-511 (2), provides for preventable health by working in collaboration with the Board of Health and Medical Officer. The intent of the department is the utilization of data to inform best practices to impact Social Determinants of Health and the safety and wellness of the residents of Moffat County.

F. CAPITAL PROJECT

The Capital Projects Fund accounts for major capital projects or one-time expenditures, funded by county owned mineral revenue.

G. HEALTH AND WELFARE

The Health and Welfare Fund, an internal service fund, accounts for the county's self-funded health plan and employee benefits. Expenditures remain relatively flat for 2024.

H. LEASE PURCHASE FUND

The Lease Purchase Fund accounts for the payments of the certificate of participation and utility bonds. These payments total \$1,261,625 in 2025 for both the new courthouse project and the solar project.

Each fund has greater detail of the budget changes that affect the beginning and ending fund balances and are referenced throughout this document in each fund's summary pages.

A summary of all budgeted funds is on the following pages.

2024 - 2025 BUDGET COMPARISON

	Expenditures		
	2024 Budget	2025 Budget	Difference
General Fund:	\$ 19,167,534	\$ 24,175,097	\$ 5,007,563
Special Revenue Funds:			
Road & Bridge Fund	\$ 9,509,920	\$ 10,032,839	\$ 522,919
Landfill Fund	1,136,739	1,306,050	\$ 169,311
Airport Fund	438,056	104,593	\$ (333,463)
Emergency 911 Fund	105,550	105,550	\$ -
Conservation Trust Fund	84,450	33,700	\$ (50,750)
Library Fund	414,057	482,850	\$ 68,793
Senior Citizens Fund	246,755	332,260	\$ 85,505
Telecommunications Fund	17,000	14,900	\$ (2,100)
Moffat County Tourism Association	196,740	177,394	\$ (19,346)
Jail Fund	2,989,241	3,432,122	\$ 442,881
Human Services Fund	7,435,554	6,991,664	\$ (443,890)
Public Health Fund	999,439	908,218	\$ (91,221)
Museum Fund	-	-	\$ -
Moffat County Local Marketing Dist.	626,893	292,500	\$ (334,393)
All Crimes Enforcement Teams	84,120	84,120	\$ -
Subtotal Special Revenue Funds:	\$ 24,284,513	\$ 24,298,759	\$ 14,246
Capital Project Funds:			
Capital Projects Fund	\$ 1,843,913	\$ 636,157	\$ (1,207,756)
Subtotal Capital Project Funds:	\$ 1,843,913	\$ 636,157	\$ (1,207,756)
Debt Service Funds:			
Lease-Purchase Fund	\$ 1,256,585	\$ 1,261,625	\$ 5,040
Subtotal Debt Service Funds:	\$ 1,256,585	\$ 1,261,625	\$ 5,040
Internal Service Funds:			
Health & Welfare	\$ 4,504,826	\$ 5,733,343	\$ 1,228,517
Internal Service	12,100	11,100	\$ (1,000)
Subtotal Internal Service Funds:	\$ 4,516,926	\$ 5,744,443	\$ 1,227,517
Enterprise Funds			
Maybell Waste Water Treatment Facility	\$ 50,213	\$ 63,838	\$ 13,625
Subtotal Enterprise Funds:	\$ 50,213	\$ 63,838	\$ 13,625
Component Units:			
Housing Authority	\$ 955,265	\$ 1,118,861	\$ 163,596
The Memorial Hospital	77,253,772	85,402,794	\$ 8,149,022
Shadow Mtn Local Improvement Dist.	27,806	27,806	\$ -
Subtotal Component Units:	\$ 78,236,843	\$ 86,549,461	\$ 8,312,618
Total All Funds	\$ 129,356,526	\$ 142,729,381	\$ 13,372,853
			10.34%

2025 FUNDS AVAILABILITY PROJECTIONS

Moffat County

2025 Budget

	Beginning Fund Balance	Proposed Revenues	Proposed Expenditures	Ending Fund Balance	Fund Balance Designation		
					Nonspendable Restricted	Committed Assigned	Unassigned
General Fund:	\$ 25,423,338	\$ 17,661,770	\$ 24,175,097	\$ 18,910,011	\$ 197,647	\$ 4,603,644	\$ 14,108,720
Special Revenue Funds:							
Road & Bridge Fund	\$ 8,993,675	\$ 6,820,139	\$ 10,032,839	\$ 5,780,975	\$ 1,528,966	\$ 4,252,010	\$ -
Landfill Fund	1,506,297	741,400	1,306,050	941,647	250,000	691,647	-
Airport Fund	335,609	126,093	104,593	357,109	-	357,109	-
Emergency 911 Fund	724,152	110,000	105,550	728,602	728,602	-	-
Conservation Trust Fund	177,217	39,000	33,700	182,517	182,517	-	-
Library Fund	360,879	482,850	482,850	360,879	-	360,879	-
Senior Citizens Fund	160,420	332,260	332,260	160,420	-	160,420	-
Telecommunications Fund	239,543	5,000	14,900	229,643	229,643	-	-
Moffat County Tourism Association Fund	208,335	144,667	177,394	175,607	175,607	-	-
Jail Fund	630,563	3,432,122	3,432,122	630,563	-	630,563	-
Human Services Fund	778,711	6,614,462	6,991,664	401,509	401,509	-	-
Public Health Fund	958,526	908,218	908,218	958,526	958,526	-	-
Museum Fund	-	-	-	-	-	-	-
Moffat County Local Marketing District	602,727	292,500	292,500	602,727	602,727	-	-
All Crimes Enforcement Team	228,924	83,500	84,120	228,304	228,304	-	-
Subtotal Special Revenue Funds:	\$ 15,905,577	\$ 20,132,210	\$ 24,298,759	\$ 11,739,027	\$ 5,286,400	\$ 6,452,628	\$ -
Capital Project Funds:							
Capital Projects Fund	\$ 3,340,189	\$ 288,909	\$ 636,157	\$ 2,992,940	\$ -	\$ 3,340,188	\$ -
Subtotal Capital Project Funds:	\$ 3,340,189	\$ 288,909	\$ 636,157	\$ 2,992,940	\$ -	\$ 3,340,188	\$ -
Debt Service Funds:							
Lease-Purchase Fund	\$ 1,303,193	\$ 1,261,625	\$ 1,261,625	\$ 1,303,193	1,303,193	\$ -	\$ -
Subtotal Debt Service Funds:	\$ 1,303,193	\$ 1,261,625	\$ 1,261,625	\$ 1,303,193	\$ 1,303,193	\$ -	\$ -
Internal Service Funds:							
Health & Welfare	\$ 3,081,020	\$ 4,126,400	\$ 5,733,343	\$ 1,474,077	110,000	\$ 1,364,077	\$ -
Internal Service	94,580	11,100	11,100	94,580	66,637	27,943	-
Subtotal Internal Service Funds:	\$ 3,175,599	\$ 4,137,500	\$ 5,744,443	\$ 1,568,656	\$ 176,637	\$ 1,392,019	\$ -
Enterprise Funds							
Maybell Waste Water Treatment Facility	\$ 481,909	\$ 38,960	\$ 63,838	\$ 457,031	\$ 222,815	\$ 234,216	\$ -
Subtotal Enterprise Funds:	\$ 481,909	\$ 38,960	\$ 63,838	\$ 457,031	\$ 222,815	\$ 234,216	\$ -
Component Units:							
Housing Authority	\$ 2,186,653	\$ 1,011,147	\$ 1,118,861	\$ 2,078,939	20,000	\$ 2,166,653	\$ -
The Memorial Hospital	8,170,077	89,970,849	85,402,794	\$ 12,738,132	-	12,738,132	-
Shadow Mtn Local Improvement District	192,689	31,000	27,806	195,883	195,883	-	-
Subtotal Component Units:	\$ 10,549,420	\$ 91,012,996	\$ 86,549,461	\$ 15,012,955	\$ 215,883	\$ 14,904,785	\$ -
Total All Funds	\$ 60,179,224	\$ 134,533,970	\$ 142,729,381	\$ 51,983,813	\$ 7,402,575	\$ 30,927,481	\$ 14,108,720

9

W/O Hospital	52,009,147	44,563,121	57,326,587	39,245,681	7,402,575	18,189,349	14,108,720
--------------	------------	------------	------------	------------	-----------	------------	------------

BASIS OF ACCOUNTING & BUDGETING

Basis of accounting refers to the point at which revenues, expenditures, or expenses are recognized in the accounts and reported in the financial statements.

Moffat County uses the modified accrual basis of accounting for all governmental funds. Under the modified accrual basis of accounting, revenues are recorded when susceptible to accrual; i.e., both measurable and available. "Available" revenue means collectible within the current period or soon enough thereafter (60 days) to be used to pay liabilities of the current period. Expenditures are generally recognized when the related liability is incurred. The exception to this general rule is that principal and interest on general long-term debt and compensated absences are recorded only when payment is due.

Moffat County uses the accrual basis of accounting for all proprietary and fiduciary funds. Under the full accrual basis, revenues are recognized when earned and expenses are recognized when incurred, regardless of the timing of the related cash flows.

Moffat County adheres to the provisions of the Local Government Budget Law of Colorado as set forth in Colorado Revised Statutes (C.R.S 29-1-101 et seq.) in preparing its budget for the fiscal year which begins January 1 and concludes December 31. The adopted budget is balanced with expenditures not exceeding anticipated revenues and beginning fund balances.



WELCOME TO *Moffat County* **COLORADO**

Moffat County, located in the northwest corner of Colorado, is centrally located between:

- Denver, Colorado
- Salt Lake City, Utah
- Rock Springs, Wyoming
- Grand Junction, Colorado

A low-cost living, agriculture and natural resource community with homegrown talent that offers an abundance of access to public land within the county's 4,751 square miles appealing to a variety of outdoor interests within its spectacular, untamed scenery for the recreation enthusiast. Recreation, agriculture and open lands create a quality-of-life combination for those that work, live and play in Moffat County.

Transportation: Moffat County intersects US Highway 40 and Colorado Highway 13. Craig-Moffat County Airport offers 5,606 ft. x 100 ft. of asphalt runway rated for single wheel gear and dual wheel gear aircraft and helipads.

Recreation: Hiking, fishing, 4-wheeling, rafting, camping, birding, hunting and wildlife viewing are some of the recreation activities within the many treasures within Moffat County.



Our Treasures:

- *Browns Park*
- *Dinosaur Monument*
- *Museums*
- *Ancient Canyons*
- *Pioneer History*
- *Wildlife*
- *Sand Wash Basin Wild Horses*
- *Public Lands*



Community Strengths: Yampa Valley Electric Coop has recently taken on a broadband project within Moffat County. This project offers great benefits not only to the current businesses but to those looking to relocate to the culture that Moffat County has to offer.

Colorado Northwestern Community College offers various associate degrees, job training and hands on learning through automotive, cosmetology, and nursing degrees.

Memorial Regional Health offers a hospital, Rapid Care walk-in clinic, multi-specialty medical clinics, and rehabilitation center.

Business Investments and Opportunities: Business incentives and opportunities for those interested to invest in Moffat County's rural and vast area are available.

Northwest Colorado welcomes relocating businesses and new industries.

In addition to an agriculture background, Moffat County historically has had coal mining supporting their local power plant as part of the local economy.



One of the world's outstanding collections of Western Americana is housed in the Museum of Northwest Colorado. Cowboy gear dating to the early 1800's has been featured in numerous publications.

Settlers moved into the area in the 1800's. Earlier tribes left records of their existence with petroglyphs in various sites. Events that take place during the summer months continue to pass on old west traditions to community members and visitors to Craig.

Newcomers and visitors to Northwest Colorado enjoy western hospitality and a friendly way of life.

Moffat County is a lifetime experience, a place where people can live, work, and play.

MOFFAT COUNTY... COLORADO'S GREAT NORTHWEST.

Financial Policies

PURPOSE

Moffat County takes its responsibility as trustee of public funds very seriously: we believe we must utilize our resources wisely in order to continue to provide quality services to our constituents and to build and maintain infrastructure which will meet present and future needs. This policy is a guide to achieve the financial stability necessary, through short- and long-range planning, to improve the County's financial condition.

AUDITING AND FINANCIAL REPORTING

Moffat County contracts for an independent audit report that is performed annually in accordance with Colorado Law (C.R.S 29-1-603).

The County utilizes, Munis (Tyler Technologies) for its accounting system, in accordance with Colorado Law (C.R.S. 30-11-121)

The County's financial statements are prepared in accordance with Generally Accepted Accounting Principles (GAAP). The Governmental Accounting Standards Board (GASB) is responsible for establishing (GAAP) for state and local governments through its pronouncements (Statements and Interpretations).

County financial reports referencing the revenue and expenditures compared to budget are submitted to the Moffat County Board of Commissioners on monthly and quarterly basis as needed. Variances from adopted budgets within departments will require review by the Moffat County Board of Commissioners.

BASIS OF ACCOUNTING & BUDGETING

Basis of accounting refers to the point at which revenues, expenditures, or expenses are recognized in the accounts and reported in the financial statements.

Moffat County uses the modified accrual basis of accounting for all governmental funds. Under the modified accrual basis of accounting, revenues are recorded when susceptible to accrual; i.e., both measureable and available. "Available" revenue means collectible within the current period or soon enough thereafter (60 days) to be used to pay liabilities of the current period. Expenditures are generally recognized when the related liability is incurred. The exception to this general rule is that principal and interest on general long-term debt and compensated absences are recorded only when payment is due.

Moffat County uses the accrual basis of accounting for all proprietary and fiduciary funds. Under the full accrual basis, revenues are recognized when earned and expenses are recognized when incurred, regardless of the timing of the related cash flows.

Moffat County adheres to the provisions of the Local Government Budget Law of Colorado as set forth in Colorado Revised Statutes (C.R.S 29-1-101 et seq.) in preparing its budget for the fiscal year which begins January 1 and concludes December 31. The adopted budget is balanced with expenditures not exceeding anticipated revenues and beginning fund balances.

FUNDS

The County uses funds to report on its financial position and the results of its operations. Fund accounting is designed to demonstrate legal compliance and to aid financial management by segregating transactions related to certain government functions and activities. A fund is a separate accounting entity with a self-balancing set of accounts. A basic principle of Generally Accepted Accounting Principles (GAAP) is that the actual number of funds used by a governmental entity should be kept at a minimum to avoid the creation of an inefficient financial system. Moffat County's financial transactions are reported in 23 individual funds in order to meet the operational needs and legal restrictions for those funds. Each fund is accounted for by providing a separate set of self-balancing accounts that comprises its assets, liabilities, reserves, fund equity, revenues and expenditures/expenses.

In accordance with Governmental Accounting Standards Board (GASB), the County's governmental fund types are:

General Fund: The *General Fund* is the County's primary operating fund. It accounts for all financial resources of the County, except those required to be accounted for in another fund.

Special Revenue Funds: Funds are used to account for and report the proceeds of specific revenue sources that are restricted or committed to expenditure for specified purposes other than debt service or capital projects. The County's Special Revenue Funds are: Airport, Conservation Trust, Emergency 911, Human Services, Jail, ACET, Landfill, Library, Moffat County Local Marketing District, Moffat County Tourism Association, Public Health, Road & Bridge, Senior Citizens, and Telecommunications.

Capital Project Fund: The *Capital Project Fund* is used to account for and report financial resources that are restricted, committed or assigned to expenditures for capital outlays, including the acquisition or construction of capital facilities and other capital assets. Capital project funds exclude those types of capital-related outflows financed by proprietary funds or for assets that are held in trust for individuals, private organizations, or other governments.

Debt Service Funds: The County's *Lease-Purchase Fund* is used to account for and report financial resources that are restricted, committed, or assigned to expenditure for principal and interest.

Internal Service Funds: Are funds that may be used to account for activities that the governmental entity provides goods or services to other funds or activities of the primary government or its component units on a cost reimbursement basis. The County's Internal Service Funds are: Health & Welfare and Internal Service.

Enterprise Funds: Any funds that may be used to report any activity for which a fee is charged to external users for goods or services. The Maybell Sanitation Waste Water Treatment Fund is accounted for as an Enterprise Fund.

Agency Funds: Are funds used by a governmental entity to report assets that are held in a custodial relationship.

Component Units: Component units are legally separate organizations for which elected officials of the primary government are financially accountable. Financial accountability exists if the primary government appoints a voting majority of a component unit's governing body. The Moffat County Board of County Commissioners either serves as the Board of Directors or appoints the Board of Directors for component units. The County's Component Units are: Housing Authority, The Memorial Hospital, and the Shadow Mountain Local Improvement District.

FUND BALANCE DESIGNATION

In accordance with Governmental Accounting Standards Board (GASB) Statement 54, Moffat County has listed each fund balance with the following classifications depicting the relative strength of the constraints that control how specific amounts can be spent:

- **Non-spendable** fund balance includes amounts that are not in a spendable form (inventory, for example) or are required to be maintained intact (the principal of an endowment fund, for example).
- **Restricted** fund balance includes amounts that can be spent only for the specific purposes stipulated by external resource providers (for example, grant providers), constitutionally, or through enabling legislation (that is, legislation that creates a new revenue source and restricts its use). Effectively, restrictions may be changed or lifted only with the consent of resource providers.
- **Committed** fund balance includes amounts that can be used only for the specific purposes determined by a formal action of the government's highest level of decision-making authority. Commitments may be changed or lifted only by the government taking the same formal action that imposed the constraint originally.

- **Assigned** fund balance comprises amounts *intended* to be used by the government for specific purposes. Intent can be expressed by the governing body or by an official or body to which the governing body delegates the authority. In governmental funds other than the general fund, assigned fund balance represents the amount that is not restricted or committed. This indicates that resources in other governmental funds are, at a minimum, intended to be used for the purpose of that fund.
- **Unassigned** fund balance is the residual classification for the general fund and includes all amounts not contained in the other classifications. Unassigned amounts are technically available for any purpose.

RESERVES

Reserves are set within statutory requirements and best practice recommendations for the County to obtain budget stabilization, maintain good bond rating and align cash flow to provide the services to the citizens. Reserves are designated through the budget process.

- **Emergency Reserve:** The County maintains an emergency reserve of not less than 3% of fiscal year spending pursuant to Article X, Section 20 of the Colorado Constitution. Emergency reserves shall only be accessed when the Board of County Commissioners have declared an emergency by resolution and after the General Fund budgeted contingency is exhausted in accordance with Colorado Revised Statutes (C.R.S. 29-1-111 & 29-1-112). The reserves must be replenished within the next budget year to the required level of 3% per fiscal year.
- **Operating Reserves:** The County will set a 60-day operating reserve (16.67%) of the annual on-going expense, at the County's discretion, to allow for cash flow within these funds to ensure that obligations can be met as they become due.
- **Counter-cyclical Reserves:** In order to bridge unforeseen funding gaps, a Counter-cyclical Reserve will be applied to the funds that are affected by the following major revenues: property tax, sales tax and highway user tax fees. The reserve may be utilized under the following conditions:
 - If major revenue source decreases 5% within a given year after budget is adopted, the funds can be used to offset revenue declines. Budgets must be adjusted to replenish the reserve within 2 years after use.
 - Continued revenue shortfalls will result in budgetary realignment to compensate for the decline in revenue.
- **Capital Reserve:** A Capital Reserve is set aside in order to prepare for the life cycles of facilities, equipment and infrastructure in accordance with the replacement schedule of the Capital Improvement Plan. Capital Reserves are designated in the following funds: General, Road & Bridge and Landfill. The reserve is created through the following methods:
 - Sale of assets in a prior year is placed in the capital reserve for future use in the fund that the transaction occurred.
 - Budgetary savings from unspent capital are also placed in capital reserve for future use in the fund that the savings occurred.
 - One-time revenues, outside of one-time expenses designated by the Board of Moffat County Commissioners, are for future capital reserve use in the fund that the one-time revenues occurred.

General Fund: Due to high dependence on property tax, the General Fund, as the County's primary operating fund, maintains a fund balance of at least 30% per year for cash flow purposes. The 30% reserve is a combination of the reserves listed above.

LONG TERM FINANCIAL PLAN (currently being drafted)

The Long-Term Financial Plan (LTFP) combines financial forecasting with strategizing, that considers future scenarios and helps governments navigate challenges. The yearly budget process is used to achieve the LTFP.

Forecasting of five-year expenditure, revenue and capital needs are used in the LTFP. Strategies are developed to achieve and maintain financial balance within the LTFP. The LTFP will be updated prior to the budget process. Projections are made on such factors as:

- Consumer Price Index
- Population and demographic trends
- Historic financial trends
- On-going and one-time expenses and revenues
- Economic planning

BUDGET

The budget document is a one-year financial plan for the County. In order to maintain financial stability, the current budget is based from 5-year projections for revenues and expenditures as described in the LTFP. Expenditures are projected from historical inflationary experience. Revenues are based on historical trends. When these projections indicate shortfalls, the current budget year is adjusted in anticipation of the shortfalls. The resource alignment tool will be the method to approach any necessary service level adjustments. Through the use of resource alignment, county services and their costs are identified. Utilizing resource alignment allocates the County's resources not just for mandated services but also to services identified as the greatest values to the community. The level of services which are mandated may be adjusted through the resource alignment process which may cause a delay in services.

Expenditures are in three categories. Personnel and Operating expenses are "ongoing" expenses, while capital is a "one-time" expense.

- Personnel: Wages, longevity, retirement, workers compensation, health, dental, vision and life insurance benefits.
- Operating: Remaining expenses other than personnel and capital.
- Capital: Capital Improvements or Projects to maintain and rotate equipment needs according to the CIP 10-year plan.

The County's budget process is in alignment with the following Department of Local Affairs Local Budget Calendar.

LOCAL GOVERNMENT BUDGET CALENDAR

The budget calendar is a general listing of the deadlines for the budget, for an audit and for the property tax certification process. Some deadlines are not statutory, but reflect good budgeting practices. For details on the applicable statutes listed below, please refer to the most current Colorado Revised Statutes ("C.R.S.")

DATE	EVENT / ACTIVITY
1-Jan	Start of Fiscal Year; begin planning for the budget of the next year.
10-Jan	Deadline for assessor to deliver tax warrant to county treasurer (C.R.S 39-5-129.)
31-Jan	A certified copy of the adopted budget must be filed with the Division. (C.R.S 29-1-113(1)). - If a budget is not filed, the county treasurer may be authorized to withhold the local government's tax revenues.
10-Feb	The Division sends notification to local governments whose budgets have not been filed with the Division.
1-Mar	The U.S. Bureau of Labor Statistics releases the Consumer Price Index (the "CPI") for the Denver/Boulder area. This annual percent change is used with "local growth" to calculate "fiscal year spending" and property tax revenue limitations of TABOR. (Article X, Sec. 20, Colo. Const.)
15-Mar	The Division will authorize the county treasurer to withhold tax revenues until a certified copy of the budget is filed with the Division.

31-Mar	Deadline to request exemption from audit. (C.R.S 29-1-604(3)) Contact the Local Government Audit Division, Office of the State Auditor (303)869-2800. The Division notifies local governments of its determination that the entity has exceeded the statutory property tax revenue limit (the "5.5%" limit).
30-Jun	Deadline for auditor to submit audit report to local government governing body. (C.R.S 29-1-606(a)(1))
31-Jul	Deadline for submitting annual audit report to the Office of the State Auditor. (C.R.S 29-1-606(3)) Deadline for request for extension of audit. (C.R.S 29-1-606(4)) - If an audit is required but has not been filed, the county treasurer may be authorized to withhold the local government's tax revenue -
25-Aug	Assessors certify to all taxing entities and to the Division of Local Government the total new assessed and actual values (for real and personal property) used to compute the statutory and TABOR property tax revenue limits. (C.R.S 39-5-121 (2)(b) and 39-5-128.) If applicable, upon receipt of the Certification of Valuation, submit to the Division certifications of service impact from increased mining production and/or from increased valuation due to previously exempt federal property which has become taxable. Certifications of impact are required if the value is to be excluded from the tax revenue limit. If applicable, apply to the Division for authorization to exclude from the limit the assessed valuation attributed to new primary oil or gas production from any producing land or leaseholds.
15-Oct	Budget officer must submit proposed budget to the governing body. (C.R.S. 29-1-105) Governing body must publish "Notice of Budget" upon receiving proposed budget. (C.R.S. 29-1-106(1))
1-Nov	Deadline for submitting applications to the Division for an increased levy pursuant to 29-1-302, C.R.S. and applications for exclusion of assessed valuation attributable to new primary oil or gas production from the 5.5% limit pursuant to (C.R.S. 29-1-301 (1)(b))
10-Dec	Assessors' changes in assessed valuation will be made only once by a single notification (re-certification) to the county commissioners or other body authorized by law to levy property tax, and to the DLG. (C.R.S. 39-1-111(5)).
15-Dec	Deadline for certification of mill levy to county commissioners (C.R.S 39-5-128(1)). Local governments levying property tax must adopt their budgets before certifying the levy to the county. If the budget is not adopted by certification deadline, then 90 percent of the amounts appropriated in the current year for operations and maintenance expenses shall be deemed re- appropriated for the purposes specified in such last appropriation. (C.R.S. 29-1-108(2) and (3))
22-Dec	Deadline for county commissioners to levy taxes and to certify the levies to the assessor. (C.R.S. 39-1-111(1))
31-Dec	Local governments not levying a property tax must adopt the budget on or before this date; governing body must enact a resolution or ordinance to appropriate funds for the ensuing fiscal year. If the budget is not adopted by certification deadline, then 90 percent of the amounts appropriated in the current year for operations and maintenance expenses shall be deemed re- appropriated for the budget year. (C.R.S 29-1-108(4))

REVENUES

- A. One-time Revenues: One-time revenues such as proceeds from asset sales, debt refinancing, one-time grants, revenue spikes, budget savings and similar nonrecurring revenue shall not be used for current or new ongoing expenses. Appropriate uses of one-time revenues include rebuilding reserves, capital expenditures and other nonrecurring expenditures.
- B. Discretionary Revenue: Unless otherwise directed explicitly by the Board of County Commissioners, the County will not normally designate discretionary revenues for specific purposes. Consequently, the Board of County Commissioners will have the flexibility to determine the best use of available revenues to meet changing service requirements.
- C. Fees and Charges for Services:
 - o Enterprise funds shall not be subsidized by the General Fund and shall be wholly supported by the fees and charges generated by the enterprise that includes operating and capital expenses.
 - o Services being provided by the County should be paid for primarily by the users and beneficiaries for the services and not the general public.

- o The County should charge fees and charges for services when it is allowable, when a limited and a specific group of beneficiaries can be identified or when it is feasible to charge beneficiaries for services rendered.
 - o The County will recalculate service costs periodically, and fees will be adjusted accordingly as approved by the Board of County Commissioners.
- D. Grants: The County will seek out, apply for and effectively administer federal, state and other grants as a means of financing a project or one-time expenditure. The Board of County Commissioners may consider grant funding, after staff provides a detailed documentation that addresses the short and long-term costs as well as the benefits to the County. Grants may not offer on-going operational costs and should be discouraged as programs or services may be cancelled if grants are not sustainable. Grants will be differentiated for tracking purposes between Federal, State and Local grant types, in accordance with the County's Grant Policy.

OPERATING EXPENDITURES

- A. As determined by the Board of County Commissioners, services that directly contribute to the Long-Term Financial Plan for the County will receive first priority for funding.
- B. The County maintains a budgetary control system, through its accounting software, to manage adherence to the budget. Reports are available through this system to management, which compare actual revenues and expenditure to budget amounts. In addition, staff will prepare reports on a monthly, quarterly and yearly basis to the Board of County Commissioners that evaluates financial performance.
- C. The Operating Budget will include appropriate contingency funding to meet unexpected requirements, which may arise during the year.
- D. The County will maintain an equipment replacement program to ensure sufficient resources are available annually to replace vehicles and equipment.
- E. All County purchases will be made to ensure that the County is getting the best item or service for the least amount of money and the overall economic impact to the community. This does not mean that the County will always purchase the least expensive item but will weigh the cost against the quality of the item or service.
- F. The County does not allow a department to spend any money that it has not appropriated in the personnel, operating, or capital category within their department. The County requires a budget supplemental to transfer between line items or in the event the department receives unexpected revenue. Supplementals are done three times a year: by the last working day of March, July, and December. In the event of unforeseen circumstances, additional meetings regarding budget amendments can be held as needed. (See Budget Amendments).

DEBT

Debt is a tool for financing capital purchases or projects. The issuance of debt is in accordance with Colorado State Laws.

Debt should not be used to finance current operating expenses. The County will confine long-term borrowing to major capital purchases or projects that cannot be financed from current revenues.

If it is not possible to fund major projects with cash reserves or current revenue, the Board of County Commissioners (BOCC) may authorize the following as stated per the Colorado Constitution, Article 10, Section 20:

1. Debt instruments not requiring voter approval such as lease-purchase contracts or certificates of participation;
2. Revenue bond financing requiring voter approval; or

3. General obligation bond financing requiring voter approval.

The total amount of indebtedness shall not be in excess of 3% of the actual value, as determined by the assessor, of the taxable property in the county in accordance with Colorado Revised Statutes (C.R.S 30-26-301(3)).

All debt issuances shall identify the method of repayment (or have a dedicated revenue source).

COMPENSATION

Salaries and benefits are one of the largest expenditure items for Moffat County. The County takes pride in its ability to recognize the value of employees in delivering a total compensation packet that includes cash compensation, health insurance, retirement benefits and other employee benefits that provide employees with security and opportunity.

- All proposed salary structure adjustments require the approval of the Board of County Commissioners during the annual budget process.
- Staffing shall not exceed the authorized level by the Board of County Commissioners.
- Savings in an adopted budget that result from vacant positions are not to be used as justification for Elected Officials or Department Heads to increase expenses for other personnel, operational or capital expenditure purposes.

INTERNAL CONTROL

Internal control safeguards the County's assets against loss, checks the accuracy and reliability of the accounting data, promotes operational efficiency and encourages adherence to policy.

In order to provide reasonable assurance of internal control the following controls should be met within departments:

- All transactions are properly authorized by management.
- Transactions are recorded as necessary (1) to permit preparation of financial statement in conformance to statutory requirements and GAAP and (2) to maintain accountability for assets.
- Access to assets and records should be permitted only with management's authorization.
- Records should be checked against the assets by someone other than the persons responsible for the records or the assets. Examples of independent verification are monthly bank reconciliations and periodic counts of inventory.
- Elected Officials and Department Heads should separate functional responsibilities. In general, when the work of one employee is checked by another, and when the responsibility for custody of assets is separated from the responsibility for maintaining the records relating to those assets, then there is appropriate segregation of duties.

Each Elected Official and Department Head is responsible to ensure that internal control procedures are followed throughout their department.

BUDGET AMENDMENTS

A budget amendment will increase or decrease budget appropriations adopted by the Board of County Commissioners. Any changes to the adopted budget, through transfer, supplemental appropriation, or revised appropriation, are held on a yearly basis in the months of March, July and December in accordance with Colorado Revised Statutes (C.R.S 29-1-101 et seq.) In the event of unforeseen circumstances, additional meetings regarding budget amendments can be held as needed.

Budget appropriations may be adjusted due to the following:

Transfers: Transfer appropriated moneys between funds or between spending agencies within a fund, as determined by the original appropriation level. This is used when one line item is under budgeted and another line item is over budgeted within a fund. (C.R.S. 29-1-109(1)(a)).

Supplemental: After adoption of the budget, the County receives unanticipated revenues or revenues not assured at the time of the adoption of the budget from any source other than the County's property tax mill levy, the County may authorize the expenditure of such funds. (C.R.S. 29-1-109(1)(b)).

Budgetary Decreases (Revised Appropriation): In the event that revenues are lower than anticipated in the adopted budget, the County may adopt a revised appropriation to reduce the budget. (C.R.S. 29-1-109(1)(c)).

RECESSION PLAN

The recession plan, and classification of the severity of the economic downturn, will be used in conjunction with the importance of maintaining reserves to address economic uncertainties. As any recessionary impact reduces the County's reserves, correction action will increase proportionately. The following is a summary of the phase classifications and the corresponding service level actions to be taken.

1. MINOR: An anticipated net reduction in available reserves or reduction in major revenue source(s) in excess of 5%, but less than 15%. The objective at this level is still to maintain "Same Level" of service where possible. Actions associated with this level would be:

- a. Intensifying the review process for large items such as contract services, consulting services, and capital expenditures including capital improvements.
- b. Consider transferring capital project funds designated for future projects to the affected fund during a "Minor" situation.
- c. Closely scrutinizing hiring for vacant positions, delaying the recruitment process, and using temporary help to fill in where possible.
- d. Reducing services or programs from the affected fund.

2. MODERATE: An anticipated net reduction in available reserves or reduction in major revenue source(s) in excess of 15%, but less than 30%. Actions associated with this level would be:

- a. Requiring greater justification for large expenditures.
- b. Deferring capital expenditures.
- c. Reducing Capital Improvement Plan appropriations from the affected fund.
- d. Hiring to fill vacant positions only with special justification and authorization.
- e. Further reducing services or programs from the affected fund.
- f. Closely monitoring and reducing expenditures for travel, seminars, and retreats.
- g. Preparing for reduction in workforce, such as hiring freeze, reduction in hours and furloughs.

3. MAJOR: An anticipated net reduction in available reserves or reduction in major revenue source(s) of 30% to 50%. Actions associated with this level would be:

- a. Further reducing capital expenditures.

b. Further reducing service level from affected funds.

c. Implementing a reduction in workforce.

4. CRISIS: An anticipated net reduction in available reserves or reduction in major revenue source(s) of 100% depleted and potential for having a deficit is present. Actions associated with this level would be:

a. Further reduction in workforce.

b. Elimination of services.

c. Elimination of capital expenditures.

LONG-TERM RECESSION PLAN

In the event that an economic uncertainty is expected to last for consecutive years, the cumulative effect of the projected reduction in reserves will be used for determining the appropriate phase and corresponding actions.

RETURNING TO NORMALCY AFTER EXPERIENCING A PHASE OF RECESSION

If major revenues are realized for more than one consecutive year, allowing the reserve levels to maintain at the current operating level, the Board of County Commissioners may consider that the revenues are at a normal receiving pattern. The sustainability of the revenue source will be analyzed to determine if it is a one-time revenue or ongoing before the Board of County Commissioners may consider it a long-time expansion of revenue growth.

Annual Budget Procedures

The budget process begins in June when the Finance Department presents the current year revenue projections and fiscal state of the county. Departments review their current year end estimates and budget year expenditure and revenues. Changes from these expenditure and revenues are due to Finance in August. The Finance Director reviews each budget with the elected officials and department heads over a four-week period. The Finance Department also prepares budget packets for outside agencies in June. These packets contain applications for funds and instructions. Agencies are required to submit information including program description accomplishments, goals, proposed use of funds, approximate number of citizens served and how these programs may positively affect other County expenditures (for example: programs which train and encourage people may lead to less crime and therefore a reduction in law enforcement costs.)

During September each cost center may meet with the County Commissioners and the Finance Director to review their budget requests. Outside agencies must submit their funding requests during August. After reviewing the departmental budget requests, the County Commissioners provide their recommendations to Finance for preparation of the proposed budget.

During October and November, the Board holds budget workshops with Elected Officials, Department heads and other cost center managers to discuss budget recommendations. Late in November and early in December the Finance staff finalizes a balanced budget pursuant to Board direction. By December 15, the budget is adopted, funding is appropriated, and the mill levies are certified by formal resolutions of the Board.

The Finance staff prepares the published budget document and condensed budget during the first quarter of the budget year. The budget document comprehensively covers the financial plan for the year and serves as an operations guide and communication tool. The budget document provides fiscal information for the past three years, as well as a description of each cost center's mission statement, purpose, organization chart and staffing. It contains summaries and detailed fund budgets including a

schedule of the approved staffing levels and the capital expenditure plan. The five-year capital expenditure budget and plan is presented with the amounts for the 2025 budget being legally appropriated funds. Any fiscal reference beyond the 2025 budget year represents no legal spending authority of any County office or department.

Graphs, charts, and schedules have been prepared to more clearly present the operating plan. Information provided by fund is intended to give the reader the detail necessary to understand the overall budget as well as to guide elected officials and department heads in the administration of their programs. This information is an integral part of the financial reporting system of the County.

Budget supplements which will increase a fund's adopted budget, such as to expend unanticipated revenues or to transfer appropriated monies to another fund require Board approval at a duly noticed public meeting. Budget supplements or transfers are generally submitted to the Board three times a year; in March, July and December. All annual appropriations lapse at the end of each fiscal year.

Current Debt and Legal Debt Limits

The Lease-Purchase Fund accumulates for payment for lease purchase agreements through various venues.

The County held an election on November 4, 1997, where the voters approved a measure to reallocate Moffat County's 2% sales tax distribution from the City of Craig and the Town of Dinosaur to Moffat County. The result of the election redistributes Moffat County's 2% sales tax distribution as follows:

- .50% distributed to the County.

- .75% remains with the City of Craig and Town of Dinosaur.

- .75% of the Moffat County 2% Sales Tax collected within the City of Craig and Town of Dinosaur is distributed to the County and utilized for the purpose of acquiring, constructing, equipping, furnishing and maintaining capital projects.

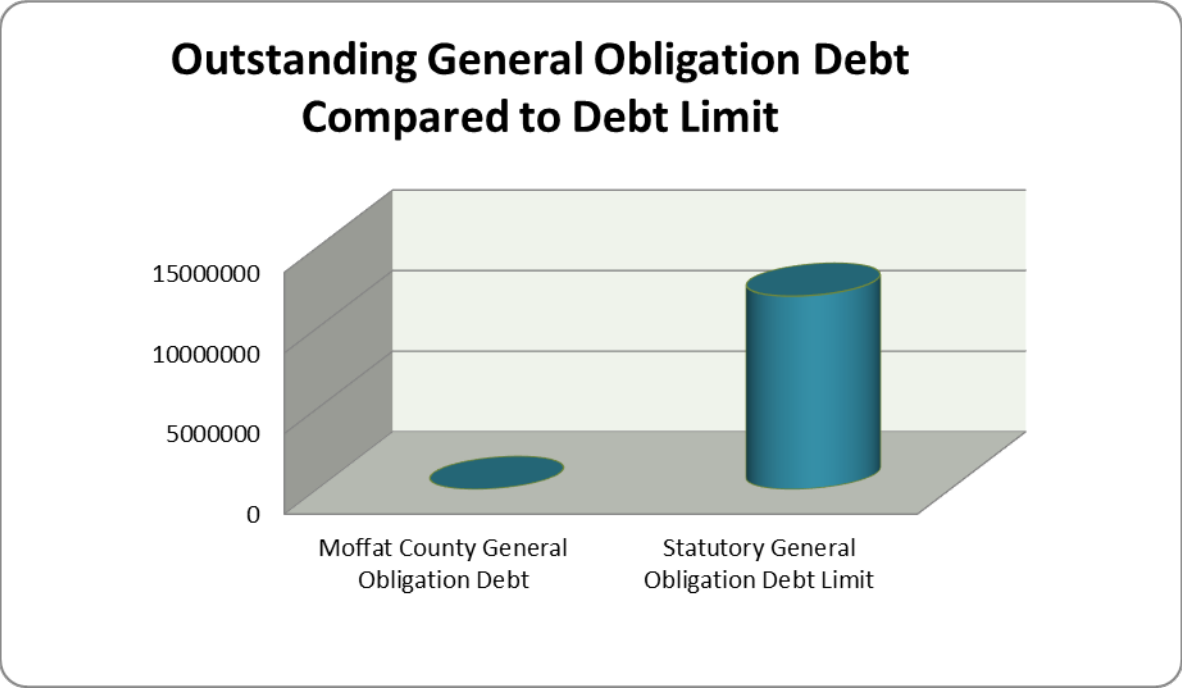
Historically, the Lease-Purchase Fund accounted for the certificates of participation ("COP's) from 1998 series to 2015 series financed by Moffat County and the Moffat County Finance Corporation. These COPs were mainly utilized for the construction of the Moffat County Public Safety Center and were paid with the .75% sales tax for that purpose as referenced above. In 2021, the final payments were made for all series related to these COPs releasing Moffat County and the Moffat County Finance Corporation from further obligation.

In 2020, Moffat County purchased land and a vacant building to remodel into a new County Courthouse and other County offices. In 2021, Moffat County issued certificates to finance the project. The certificates are in \$5,000 denominations, with interest ranging from 2.125% to 5.0%. The above mentioned .75% of Moffat County's 2% Sales Tax is utilized for payments towards the purpose of the 2021 Certificates to remodel the new County Courthouse and other County offices. For 2025, the Lease Purchase payment for the 2021 Certificates is \$1,231,250.

In 2021, Moffat County entered into an equipment lease as an energy savings project. The net proceeds of the lease agreement are being used for the purchase and installation of a solar system at the Moffat County Safety Center. The energy savings from the solar system is to repay the lease agreement for the project. For 2025, the Lease payment for the energy savings project is \$30,375.

The remaining lease payments and total liability, for both lease purchase projects, are documented in the appendix section of the budget under Lease-Purchase Supplemental Schedule as required by C.R.S. (29-1-103(3D)).

While there are not statutory limits on debt incurred for certificates of participation, C.R.S 30-26-301(3) limits the obligation of debt to 3% of assessed valuation. Moffat County's 2024 assessed valuation is \$398,574,697. If the voters authorized general obligation debt through an election as required by the Colorado Constitution, Article X, Section 20, the debt limitation would be \$11,957,241.





Staffing and Population

This chart shows Moffat County staffing levels in relation to the number of taxpayers we serve. Numbers include regular, part-time, and temporary employees. Net changes for 2025 resulted in an increase of 1.48 more FTE than 2024 budget.

Department	Dept #	2021	2022	2023	2024	2025
Commissioners	100	3.67	3.67	3.67	3.67	3.67
Clerk & Recorder	115	6.70	8.10	7.70	6.70	7.20
Treasurer	125	3.75	3.75	3.75	3.75	3.75
Public Trustee	130	0.25	0.25	0.25	0.25	0.25
Assessor	135	4.00	5.00	4.00	4.00	4.00
Facility Maintenance	300	7.60	7.60	8.60	10.00	10.00
Finance	140	4.00	4.20	5.50	5.50	5.50
Natural Resources	500	1.33	1.33	1.33	1.33	1.33
Human Resource	150	3.00	3.00	3.00	3.00	3.00
Information Technology	155	2.00	2.00	2.00	2.00	2.00
Attorney	160	2.00	2.00	2.00	2.00	2.00
Development Services	505	1.50	1.50	1.80	1.80	1.80
Surveyor	165	1.00	1.00	1.00	1.00	1.00
Sheriff	205	17.0	17.0	17.0	17.00	17.00
Coroner	208	1.10	1.10	1.10	1.10	2.00
Emergency Mgt	215	1.00	1.00	1.00	1.00	1.00
Fire Control	220	0.00	0.00	0.00	0.00	0.00
Maybell	515	0.38	0.38	0.38	0.38	0.38
Maybell Ambulance	400	0.25	0.25	0.25	0.25	0.25
Maybell Fire	405	0.00	0.00	0.00	0.00	0.00
Weed & Pest Management	305	1.84	1.84	1.84	1.84	2.10
County Fair	521	0.72	0.72	0.72	0.72	0.72
Extension	525	0.90	0.90	0.90	0.90	0.90
Fairgrounds	310	2.00	2.00	2.00	2.00	2.00
Veteran's Officer	410	0.50	0.50	0.50	0.50	0.50
Cemetery	315	1.00	1.00	1.00	1.00	1.00
Youth Services	415	2.40	2.40	2.40	2.00	2.00
Parks & Recreation	320	2.00	2.00	2.00	2.00	2.00
Sherman Youth Camp	325	0.00	0.00	0.00	0.00	0.00
General Fund Total		71.88	74.48	75.68	75.68	77.35
Road & Bridge	360	48.00	48.00	48.00	48.00	48.00
Landfill	335	4.00	4.00	4.00	4.00	4.00
Airport	340	0.50	0.50	0.50	0.20	0.20
Library	535	5.05	5.05	5.05	5.83	5.83
Maybell Waste Water Treatm	355	0.24	0.00	0.00	0.00	0.00
Senior Citizens	540	3.13	3.13	3.13	3.13	3.13
Moffat County Tourism Assoc	545	1.00	1.00	1.00	1.00	1.00
Jail	235	23.30	23.30	23.30	23.30	22.80
Human Services	425	29.00	28.00	28.00	27.00	27.00
Public Health	430	3.50	7.30	7.30	4.50	3.50
Housing Authority	600/605	4.33	4.33	4.33	4.33	4.33
Grand Total		193.93	199.09	200.29	196.97	197.13
Increase/(Decrease)		1.30	5.16	6.36	(4.40)	0.16
Moffat County Population*		13,283	13,292	13,185	13,177	13,327
FTEs/100 Population		1.46%	1.50%	1.52%	1.49%	1.48%

*<https://www.census.gov/quickfacts/fact/table/US/PST045219>

Personnel Expense

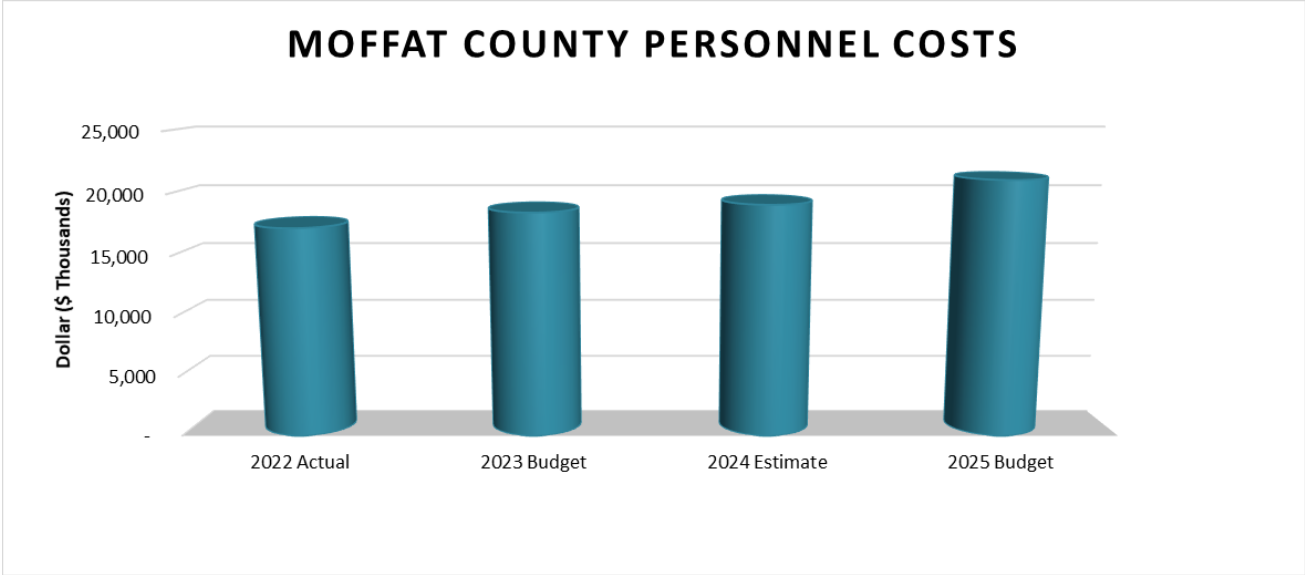
The 197.13 Full Time Equivalent (FTE) positions budgeted for 2025 represent \$21,141,904 in personnel expense. Items budgeted in personnel expense include: salaries and wages for regular and part-time employees, overtime, health insurance, retirement contribution, life insurance, disability, Social Security/Medicare insurance cost, and other pay and benefit costs.

Historically, personnel expense increases annually. The County uses a step system as well as an annual employee compensation chart shifts as the budget allows and is reviewed each year. The step system is based on new hires starting at 80% of the mid-point of the position they are hired for. However, this starting step can vary depending on experience and education. On the employees' 1 year anniversary they receive a 5% increase. This increase continues with adequate performance appraisals through year 5 at the same rate until the employee is at the mid-point of their position. From years 6 thru 15, employees remain at 100% of their mid-point with increases coming from yearly chart shifts only. Due to the nature of governmental budgeting, the employees are not guaranteed step increases from year to year. Step increases are included in the 2025 budget year.

Employees that have completed 16 years receive a \$20.00 per pay period increase up to \$100.00 per pay period at the end of 20 years of service.

The employee compensation chart shift is achieved by an overall increase based on the Consumer Price Index (CPI) for the last half of the prior year and the first half of the current year. Due to the nature of governmental budgeting, the employees are not guaranteed salary increases from year to year; a salary survey was conducted in 2022 to align wages to the rising cost of living. A 3% Cost of living allowance (COLA) has been included in the 2025 budget.

The following chart reflects the budgeted personnel costs for staffing levels from 2022 through 2025:



Throughout the year, several factors influence the average salary, wage and benefit amounts per employee. Some of these factors are:

- Overtime payments can fluctuate depending on such factors as weather (for snow removal) and election or reassessment years.
- Increases in the cost of employee benefits, such as health and dental insurance, increase the average benefit cost of all permanent employees.
- Staffing turnover may cause step entry level or benefit expense changes.
- Reduction in staffing levels from one year to the next.

These influencing factors change personnel costs throughout the current year. The personnel budget is based on actual employees at the time of budgeting each year.

2025 Personnel Expense changes from 2024

Personnel expense includes wages, longevity, retirement, FICA, Medicare, workers compensation, health, dental, vision and life insurance benefits. The 2025 personnel budget has increased 10.33% or \$1,979,542.

	2024	2025	Increase/ (Decrease)
General	\$ 8,176,102	\$ 9,032,861	856,759
Road & Bridge	\$ 4,731,920	\$ 5,171,800	439,880
Landfill	\$ 425,611	\$ 468,100	42,489
Airport	\$ 18,913	\$ 10,950	(7,963)
Conservation Trust	\$ 18,000	\$ 18,000	0
Library	\$ 280,863	\$ 363,920	83,057
Maybell Waste Water Treatment Facility	\$ 16,400	\$ 16,400	0
Senior Citizens	\$ 204,107	\$ 226,500	22,393
MCTA	\$ 85,240	\$ 91,070	5,830
Jail	\$ 1,963,700	\$ 2,239,800	276,100
Human Services	\$ 2,249,383	\$ 2,700,833	451,450
Public Health	\$ 708,823	\$ 492,320	(216,502)
Museum	\$ -	\$ -	0
Sunset Meadows I & II	\$ 283,300	\$ 309,350	26,050
Total Personnel Budget	\$ 19,162,362	\$ 21,141,904	1,979,542

Details of personnel costs are included throughout the budget according to those departments with personnel expense.



Moffat County Funds

Fund Descriptions

Moffat County accounts for its financial operations in twenty-four funds. Each fund and account group is a separate and legal fiscal entity, and the total of all funds is the County Budget.

General Fund: The General Fund is the general operating fund of the County which accounts for all financial resources that is not properly accounted for in other funds.

Road & Bridge Fund: The Road and Bridge Fund records revenues and expenditures associated with the maintenance and capital construction of County roads and bridges.

Landfill Fund: The Landfill Fund records revenues and expenditures associated with the operations of the Landfill.

Airport Fund: The Airport Fund records revenues and expenditures for the Craig-Moffat County Airport.

Emergency 911 Fund: The Emergency 911 Fund is overseen by the Emergency 911 Authority Board which purchases and upgrades Emergency 911 equipment through funds collected from the 911 surcharges.

Conservation Trust Fund: This fund accounts for revenue received from the State of Colorado to be used for the acquisition, development and maintenance of parks, recreational facilities and open space within the County.

Library Fund: The Library Fund records revenues and expenditures for the Craig-Moffat Library, the Maybell Library, and the Dinosaur library to provide current educational, informational and recreational resources in a variety of formats with either in-house collections or through the use of interlibrary loan.

Senior Citizens Fund: The Senior Citizens Fund records revenues and expenditures for transportation and lunch-time meals for the elderly.

Moffat County Tourism Association (MCTA) Fund: The Moffat County Tourism Association Fund promotes tourism in Moffat County with lodging tax revenue received from local rooms and accommodations.

Cemetery Fund: The Cemetery Fund accounts for revenue received from the sale of cemetery plots and expenditures necessary for the upkeep of the facility.

Jail Fund: This fund accounts for the revenues and expenditures associated with providing a safe and secure environment including housing, safekeeping, adequate diet, and necessary medical care for all inmates held at the Public Safety Center.

Human Services Fund: This fund accounts for public welfare programs administered by the County.

Public Health Fund: This fund accounts for public health programs mandated by the state administered by Moffat County Public Health.

Fund Descriptions (continued)

Capital Projects Fund: The Capital Projects Fund provides for continuing capital improvements required by the County.

Telecommunications Fund: This fund accounts for the NC Telecomm prepaid telecommunication services.

Lease-Purchase Fund: This fund accounts for the resources used to make the debt service payments on the certificates of participation for the Public Safety Center.

Health & Welfare Fund: This fund monitors and maintains all financial records concerning the County's benefit plan.

Central Duplicating: This fund accounts for all in-house copy costs and postage expenses.

Maybell Waste Water Treatment Fund: The Maybell Waste Water Treatment Fund is used to account for the operations of the Maybell Water and Sanitation District which operates a sewage treatment plant in unincorporated residential areas.

Moffat County Local Marketing District Fund: The Moffat County Local Marketing District Fund organizes, promotes, markets and manages public events as well as coordinating tourism promotion activities with local marketing tax revenue received from local rooms and accommodations.

All Crimes Enforcement Team Fund: This fund accounts for operations to minimize impacts of narcotics and crime.

The Memorial Hospital Fund: The Memorial Hospital Fund provides health care programs and services to Moffat County.

Housing Authority Fund: The Housing Authority Fund accounts for the operations of two forty-four-unit senior citizens apartment buildings.

Shadow Mountain Local Improvement District Fund: The Shadow Mountain Local Improvement District Fund accounts for the resources used for the improvements to the district area.

Types of Funds

GENERAL FUND—The General Fund is used to account for resources traditionally associated with governments, which are not required legally or by sound financial management to be accounted for in another fund.

SPECIAL REVENUE FUNDS—Special Revenue Funds account for taxes or other earmarked revenue of the County which finance specified activities as required by law or administrative action.

CAPITAL PROJECTS FUNDS—Capital Projects Funds are used to account for the acquisition and construction of major capital equipment and facilities other than those financed by proprietary funds and trust funds.

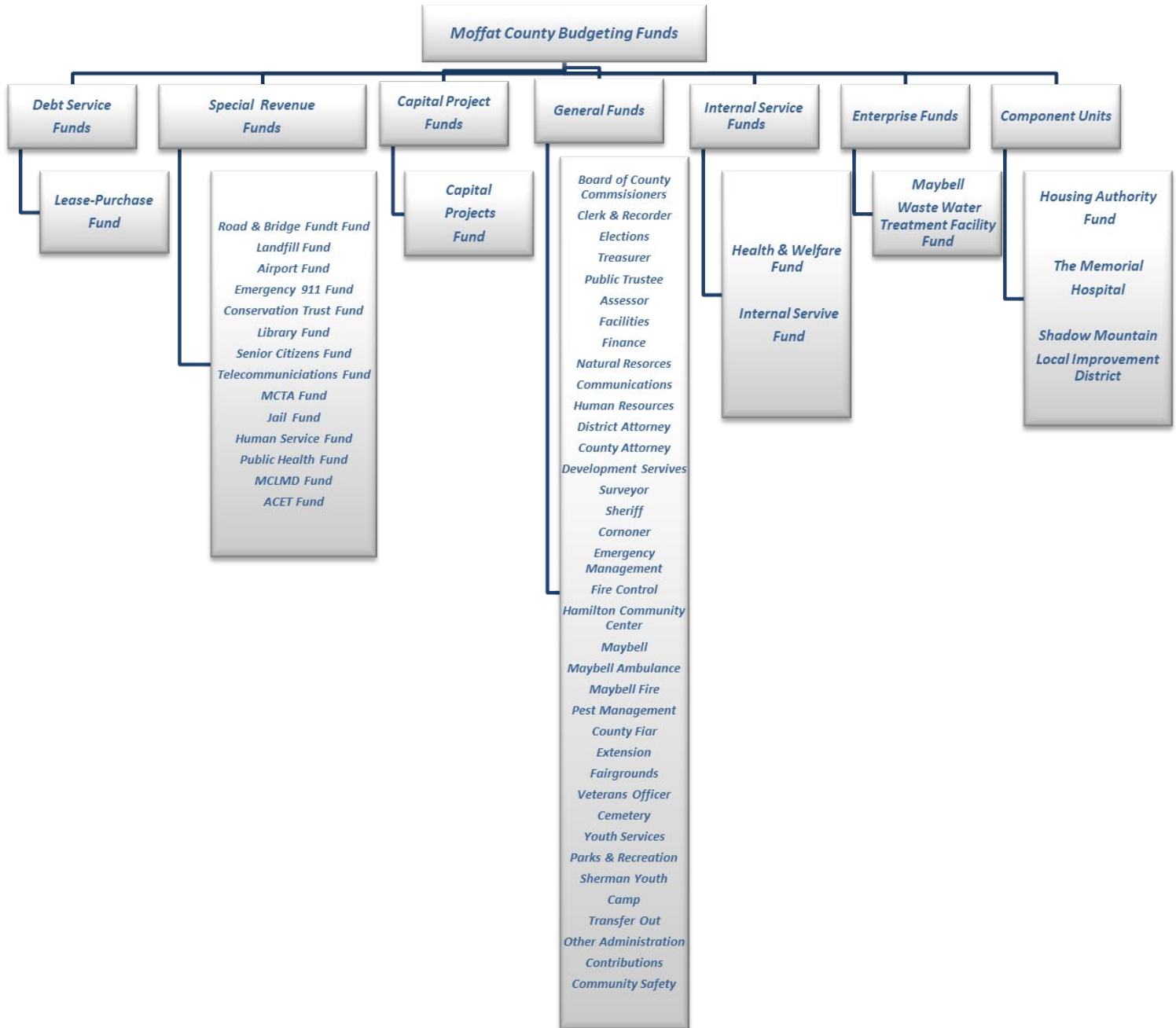
LEASE-PURCHASE FUND—The Debt Service Fund accumulates for payment of the 2014 series and 2015 series certificates of participation (COP's).

PROPRIETARY FUNDS

ENTERPRISE FUNDS—Enterprise Funds are used to account for operations that are financed and operated in a manner similar to private business enterprises, where the intent of the government's council is that the costs of providing goods or services to the general public on a continuing basis be financed or recovered primarily through user charges; or where the government's council has decided that periodic determination of net income is appropriate for accountability purposes.

INTERNAL SERVICE FUNDS—Internal Service Funds are used to account for the financing of goods or services provided by a department or an agency to other departments or agencies of the government and to other government units, on a cost reimbursement basis.

COMPONENT UNITS—Component Units are legally separate organizations for which the County government is financially accountable. They may also be organizations for which the nature and significance of their relationships with the County government are such that exclusion would cause the County's financial statements to be misleading or incomplete.



Fund Balance Designation

In accordance with Governmental Accounting Standards Board Statement 54 Moffat County has listed each fund balance with the following classifications depicting the relative strength of the constraints that control how specific amounts can be spent:

- **Non-spendable** fund balance includes amounts that are not in a spendable form (inventory, for example) or are required to be maintained intact (the principal of an endowment fund, for example).
- **Restricted** fund balance includes amounts that can be spent only for the specific purposes stipulated by external resource providers (for example, grant providers), constitutionally, or through enabling legislation (that is, legislation that creates a new revenue source and restricts its use). Effectively, restrictions may be changed or lifted only with the consent of resource providers.
- **Committed** fund balance includes amounts that can be used only for the specific purposes determined by a formal action of the government's highest level of decision-making authority. Commitments may be changed or lifted only by the government taking the same formal action that imposed the constraint originally.
- **Assigned** fund balance comprises amounts *intended* to be used by the government for specific purposes. Intent can be expressed by the governing body or by an official or body to which the governing body delegates the authority. In governmental funds other than the general fund, assigned fund balance represents the amount that is not restricted or committed. This indicates that resources in other governmental funds are, at a minimum, intended to be used for the purpose of that fund.
- **Unassigned** fund balance is the residual classification for the general fund and includes all amounts not contained in the other classifications. Unassigned amounts are technically available for any purpose. If another governmental fund has a fund balance deficit, then it will be reported as a negative amount in the unassigned classification in that fund. Positive unassigned amounts will be reported only in the general fund.

Source: GASB, March 2009

MOFFAT COUNTY 2025 BUDGETING FUNDS

	General Fund	Special Revenue Funds	Capital Projects Fund	Lease-Purchase Fund	Internal Service Funds	Enterprise Funds	Component Units	Total Funds
Property Taxes	7,811,285	573,777	-	-	-	-	1,198,792	9,583,854
Sales Taxes	2,782,475	1,381,667	-	-	-	-	-	4,164,142
Specific Ownership Taxes	-	800,000	-	-	-	-	-	800,000
License & Permits	500	30,000	-	-	-	-	-	30,500
Intergovernmental	5,309,000	12,647,734	-	-	-	-	513,959	18,470,693
Charges for Services	1,201,800	903,700	-	-	3,887,500	36,960	87,178,487	93,208,447
Miscellaneous	306,709	292,489	238,909	-	200,000	-	2,110,608	3,148,715
Interest	250,000	226,000	50,000	-	50,000	2,000	11,150	589,150
Transfers In	-	3,276,744	-	1,261,625	-	-	-	4,538,369
Prior Year Reserves	6,513,328	4,197,898	150,582	-	1,606,943	24,878	107,714	12,601,343
Total Revenue	24,175,098	24,330,008	439,491	1,261,625	5,744,443	63,838	91,120,710	147,135,213
Personnel Expenditures	9,032,861	11,783,293	-	-	-	16,400	40,396,958	61,229,512
Operating Expenditures	4,768,436	9,890,292	-	1,261,625	5,744,443	37,438	45,981,303	67,683,537
Capital Expenditures	5,865,806	2,594,800	636,157	-	-	10,000	171,200	9,277,964
Transfers Out	4,507,994	30,375	-	-	-	-	-	4,538,369
Fund Total Expenditures	24,175,097	24,298,760	636,157	1,261,625	5,744,443	63,838	86,549,461	142,729,382
Beginning Fund Balance	25,423,338	15,905,577	3,340,189	1,303,193	3,175,599	481,909	10,549,420	60,179,224
Ending Fund Balance	18,910,010	11,738,928	3,340,188	1,303,193	1,568,656	457,031	15,120,669	52,438,676
Restricted Reserves	197,647	3,757,335	0	1,303,193	0	0	215,883	5,474,058
Non-spendable	0	1,528,966	0	0	176,637	222,815	0	1,928,418
Committed Reserves	4,370,871	2,533,133	3,340,188	0	0	0	157,975	10,402,167
Assigned Reserves	232,773	3,919,495	0	0	1,392,019	234,216	14,746,810	20,525,314
Unassigned Reserves	14,108,720	0	0	0	0	0	0	14,108,720

Revenues by Category

Below is the revenue by category for both the County and the Hospital for 2025 Budget.

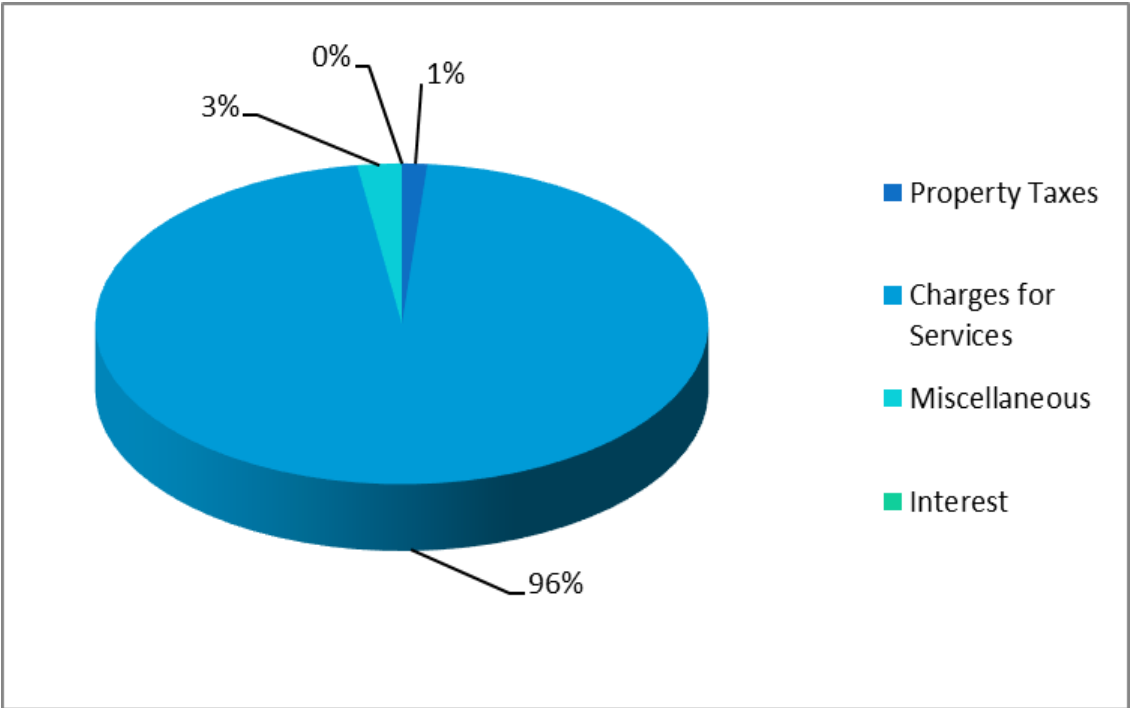
Tax Revenues		County	Hospital*	Total
Property Taxes		8,385,062	1,198,792	9,583,854
Specific Ownership Taxes		800,000	-	800,000
Sales Tax		4,164,142	-	4,164,142
Taxes	Total Taxes	13,349,204	1,198,792	14,547,996

Other Revenues		County	Hospital*	Total
Licenses & Permits		30,500	-	30,500
Intergovernmental		18,470,693	-	18,470,693
Charges for Services		6,502,488	86,668,999	93,171,487
Miscellaneous		1,045,757	2,102,958	3,148,715
Interest		587,050	100	587,150
	Total Other Revenues	26,636,488	88,772,057	115,408,545

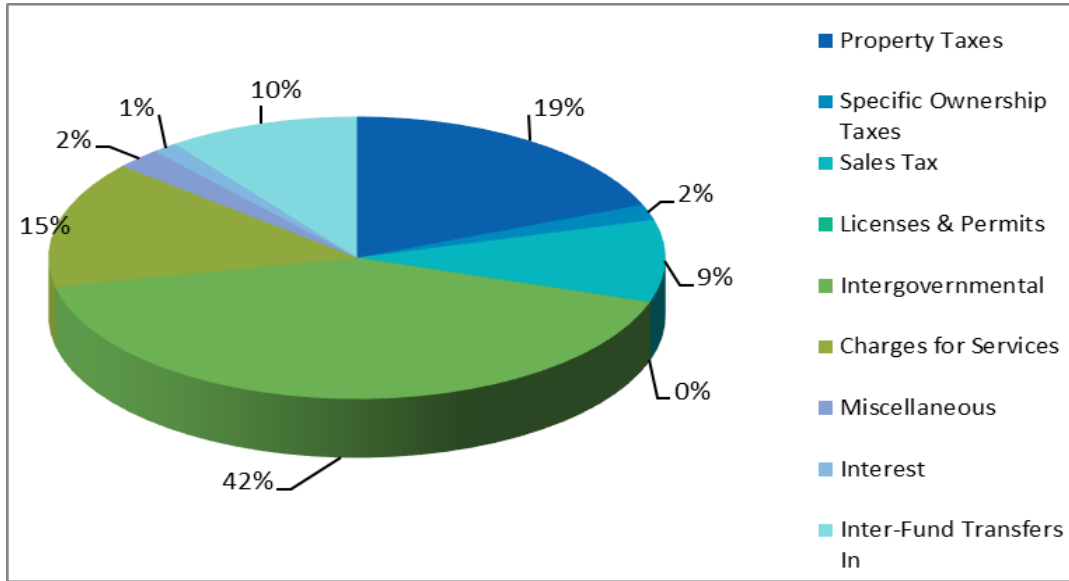
Inter-Fund Transfers In		County	Hospital*	Total
Inter-Fund Transfers In		4,538,369	-	4,538,369
	Total Inter-Fund Transfer In	4,538,369	-	4,538,369
Total Revenue Sources		44,524,061	89,970,849	134,494,910

*The property tax for the Hospital is a **voter dedicated mill levy** from the 2007 election of 3 mills not to exceed \$1,500,000 annually and sunsets in 2046.

The hospital receives 96% of its revenues from charges of services as shown in the chart below:



The County's revenue is more diverse than hospital revenues; receiving 19% from Property tax, 9% from sales tax and 42% from intergovernmental (mainly federal and state) as shown in the chart below.



Sales Tax

Sales tax is composed of sales tax, cigarette tax, severance tax, lodging tax, local marketing district tax, airport excise tax, and 911 taxes.

County Sales Tax

The County has a 2% sales tax. Moffat County's 2% sales tax is collected through the Colorado Department of Revenue. When the County sales tax is collected within the City of Craig and Town of Dinosaur, the Colorado Department of Revenue distributes the revenue as follows:

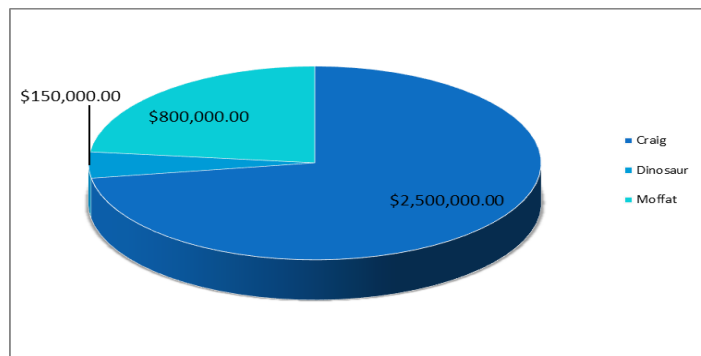
.50% distributed to the County.

.75% remains with the City of Craig and Town of Dinosaur.

.75% of the Moffat County 2% Sales Tax collected within the City of Craig and Town of Dinosaur is distributed to the County and utilized for the purpose of acquiring, constructing, equipping, furnishing and maintaining capital projects.

For the 2025 budget, this portion of the sales tax revenue received by the County is utilized toward the certificates of participation (COP's), other capital maintenance and capital projects within the County.

When the 2% County Sales tax is collected within the unincorporated part of the County it is utilized for County services. The County portion of the sales tax through all collections is projected at \$800,000 which is currently allocated to the General, Airport, Jail and Road Bridge Fund.



The County is projecting to receive \$2,500,000 in total County sales tax collections for 2025 through the distribution mentioned above and shown in the chart to the right.

Property Tax

Property taxes are collected on the assessed values of real, personal and utility property. Revenues from the 2024 assessment are received in the 2025 budget year. Property taxes include current property taxes, delinquent property tax, penalties, and interest. **Total property tax revenue from all sources is anticipated to decrease \$326,192 from 2024 budget.**

Mill Levy

The mill levy increased to 24.021 from 2024 to 2025. This increase was for the Abatement only. The mill levy will be certified to the Assessor by December 22nd.

Fund	Mill Levy	Property Tax
General Fund	19.436	\$ 7,746,698
Human Services Fund	1.120	\$ 446,404
Public Health Fund	0.316	\$ 125,950
SubTotal	20.872	\$ 8,319,052
Hospital	3.000	\$ 1,195,724
Voter Approved Mill Levy Total	23.872	\$ 9,514,776
Abatement	0.149	\$ 59,388
2024 Total	24.021	\$ 9,574,164

Concerns

2023 Top Ten Taxpayers		
Title	Assessed Value	Total Tax Dollars
Tri Sate Gen & Trans	\$ 94,506,800	\$ 6,436,088
Wexpro Company	\$ 31,378,045	\$ 1,972,219
Public Service Co	\$ 20,512,200	\$ 1,391,297
ColoWyo Coal, LP	\$ 16,012,257	\$ 1,009,685
Rockies Express Pipeline, LLC	\$ 13,948,000	\$ 876,604
Pacificorp - Electric Operation	\$ 13,316,000	\$ 907,685
Trapper Mining Inc	\$ 12,542,070	\$ 854,874
Wyoming Interstate Pipe	\$ 9,604,000	\$ 603,650
Salt River Project	\$ 7,741,700	\$ 527,713
Hilcorp Energy Company	\$ 7,406,126	\$ 465,500
Total	\$ 226,967,198	\$ 15,045,315

The largest concern for Moffat County deals with the heavy reliance on property tax revenue. This concern is compounded by 60% of the assessed value being based on the top ten taxpayers, as shown in the chart to the left. These entities are involved in the energy business, which has a tendency to fluctuate. The energy business is undergoing many political changes at the National and State level, which could significantly impact Moffat County. The financial stability of the County has to be balanced against some

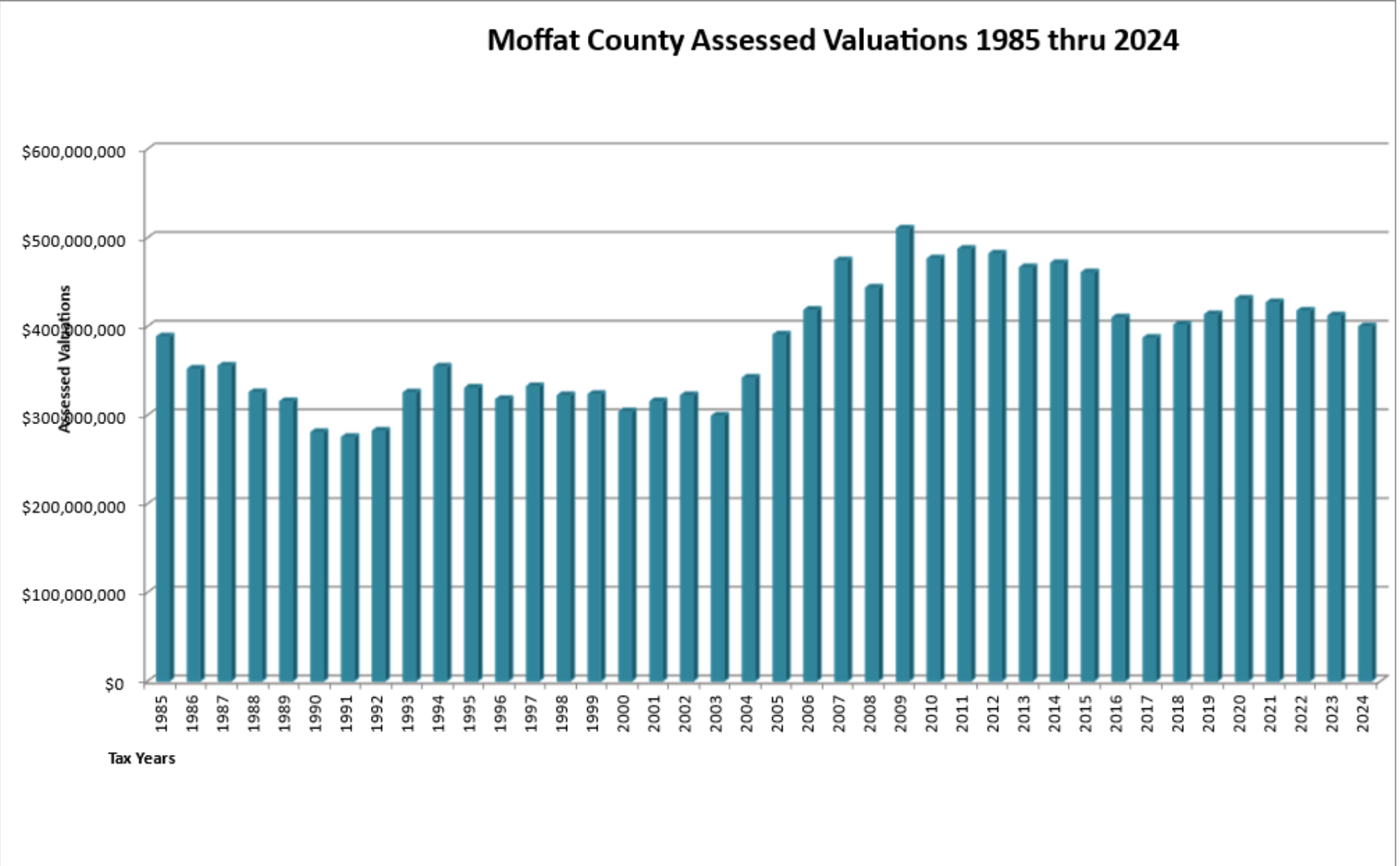
measure of concern for the future. In order to address these issues Moffat County has established reserve policies. These reserves could be used to offset a decrease in revenue along with implementation of the recession/net revenue shortfall plan should we lose a taxpayer.

Assessed Valuation History

Below is the assessed valuation history for Moffat County from 1985 to 2024:

Tax Year	Assessed Valuations	Assessed Valuations + or -	% of Change + or -
1985	\$388,190,810		
1986	\$351,711,530	(\$36,479,280)	-9.40%
1987	\$355,261,930	\$3,550,400	1.01%
1988	\$325,238,180	(\$30,023,750)	-8.45%
1989	\$315,232,980	(\$10,005,200)	-3.08%
1990	\$280,318,210	(\$34,914,770)	-11.08%
1991	\$274,946,710	(\$5,371,500)	-1.92%
1992	\$281,935,320	\$6,988,610	2.54%
1993	\$325,044,415	\$43,109,095	15.29%
1994	\$354,142,457	\$29,098,042	8.95%
1995	\$330,417,300	(\$23,725,157)	-6.70%
1996	\$317,498,533	(\$12,918,767)	-3.91%
1997	\$332,024,037	\$14,525,504	4.57%
1998	\$321,893,587	(\$10,130,450)	-3.05%
1999	\$323,207,446	\$1,313,859	0.41%
2000	\$303,746,080	(\$19,461,366)	-6.02%
2001	\$315,097,823	\$11,351,743	3.74%
2002	\$321,878,318	\$6,780,495	2.15%
2003	\$298,877,332	(\$23,000,986)	-7.15%
2004	\$341,605,397	\$42,728,065	14.30%
2005	\$390,341,691	\$48,736,294	14.27%
2006	\$418,099,178	\$27,757,487	7.11%
2007	\$474,028,790	\$55,929,612	13.38%
2008	\$443,165,070	(\$30,863,720)	-6.51%
2009	\$509,921,669	\$66,756,599	15.06%
2010	\$476,142,793	(\$33,778,876)	-6.62%
2011	\$487,067,917	\$10,925,124	2.29%
2012	\$481,684,492	(\$5,383,425)	-1.11%
2013	\$466,342,922	(\$15,341,570)	-3.18%
2014	\$470,970,972	\$4,628,050	0.99%
2015	\$460,492,933	(\$10,478,039)	-2.22%
2016	\$409,697,812	(\$50,795,121)	-11.03%
2017	\$386,675,512	(\$23,022,300)	-5.62%
2018	\$401,479,680	\$14,804,168	3.83%
2019	\$413,210,307	\$11,730,627	2.92%
2020	\$430,546,789	\$17,336,482	4.20%
2021	\$426,604,795	(\$3,941,994)	-0.92%
2022	\$417,239,516	(\$9,365,279)	-2.20%
2023	\$411,725,505	(\$5,514,011)	-1.32%
2024	\$398,574,697	(\$13,150,808)	-3.19%

Moffat County Assessed Valuations 1985 thru 2024



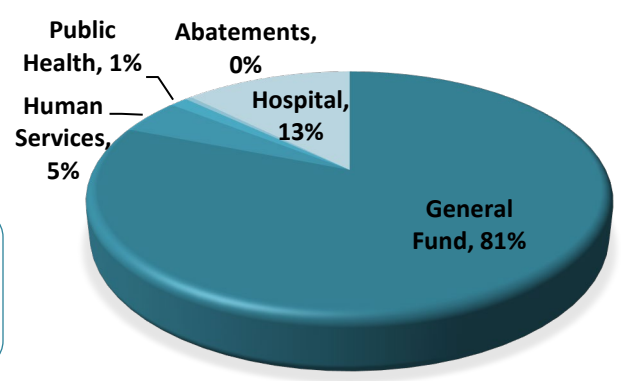
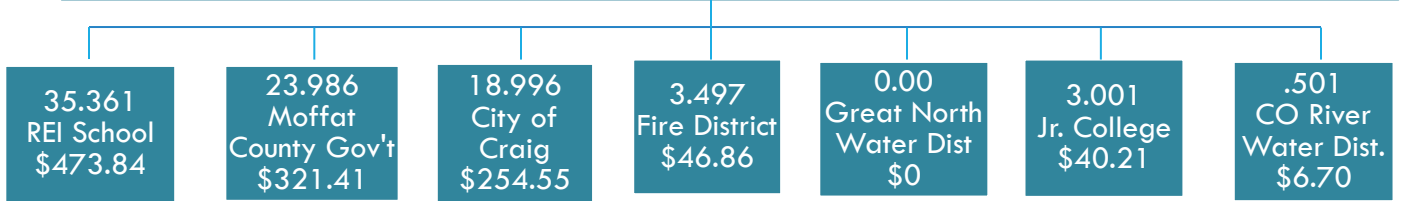
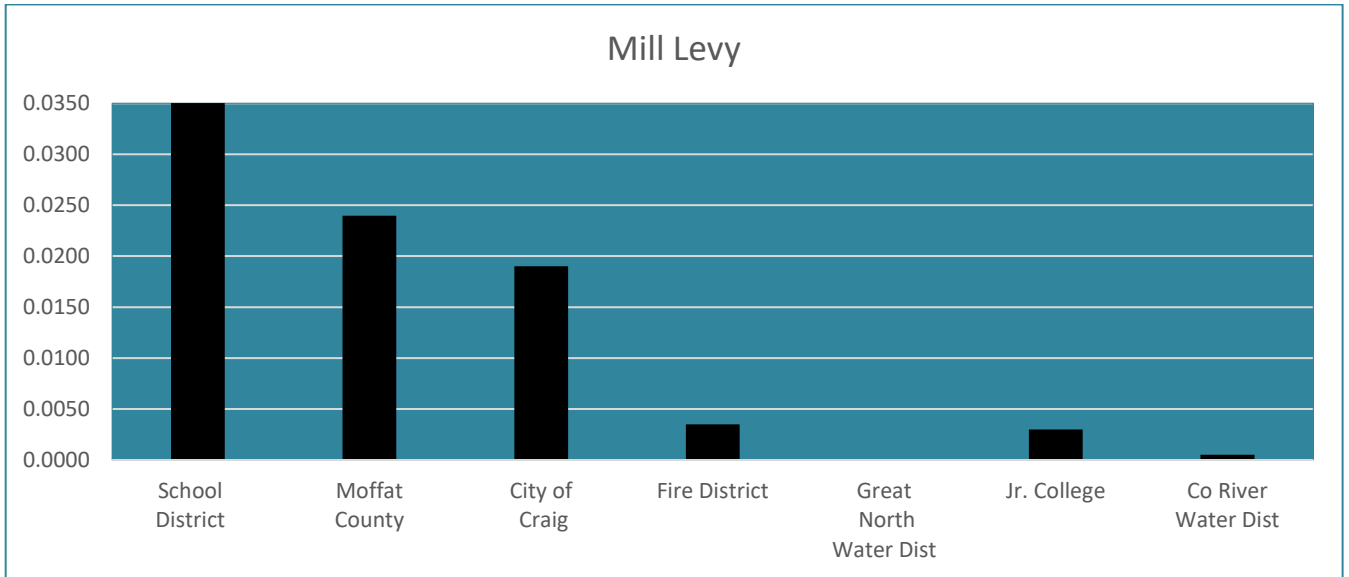
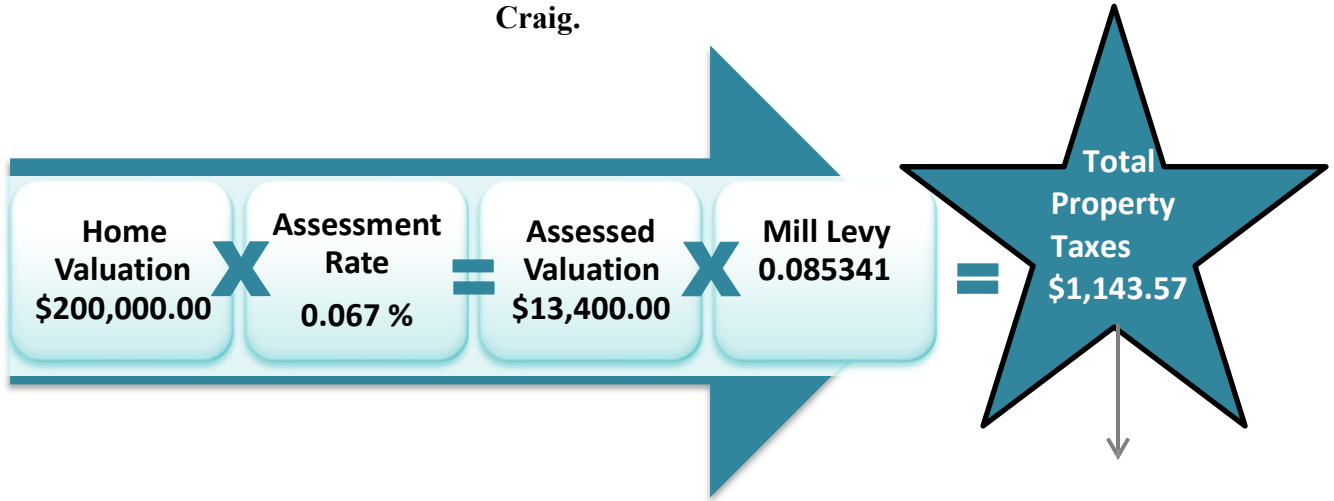
Residential Property Tax

In addition to the 10 top taxpayers, the county receives 13.20% of property tax from residential property tax based on home valuation.

The next pages of graphics depict the property taxes billed for a residential property located within the City of Craig, the county seat of Moffat County, as well as an example in the Town of Dinosaur for the 2023 assessed valuation collected in 2024. The graphics also illustrate the use of the property taxes levied by Moffat County by fund for 2024.

Where Do My Property Taxes Go?

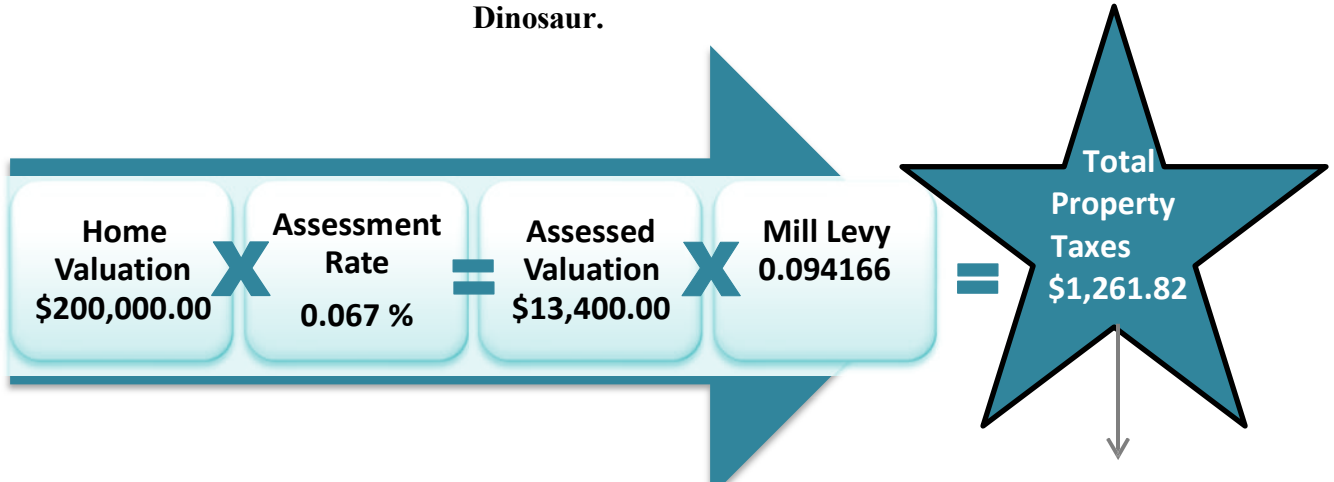
The formula below is an example of the residential property taxes collected by Moffat County, and distributed to taxing entities, for those residents residing within the City of Craig.



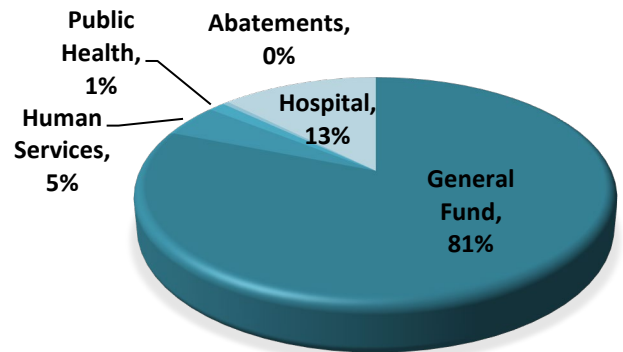
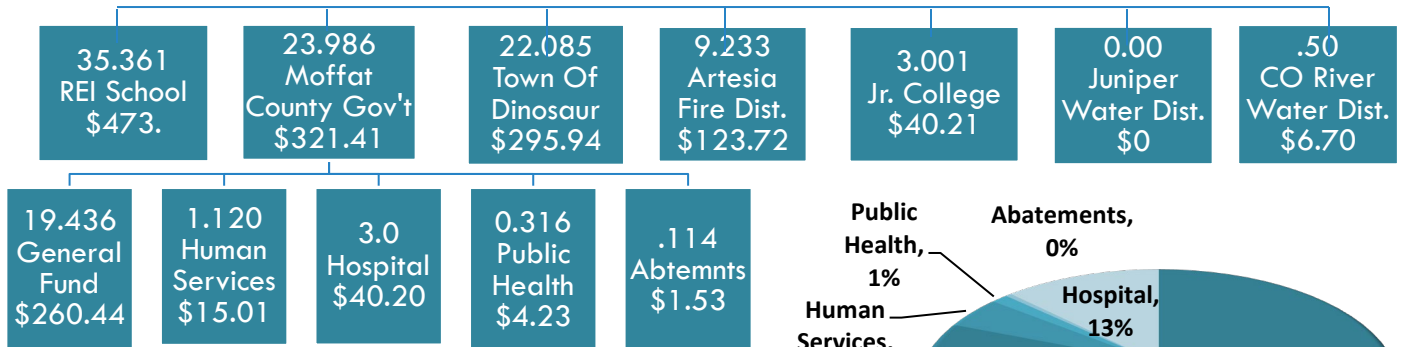
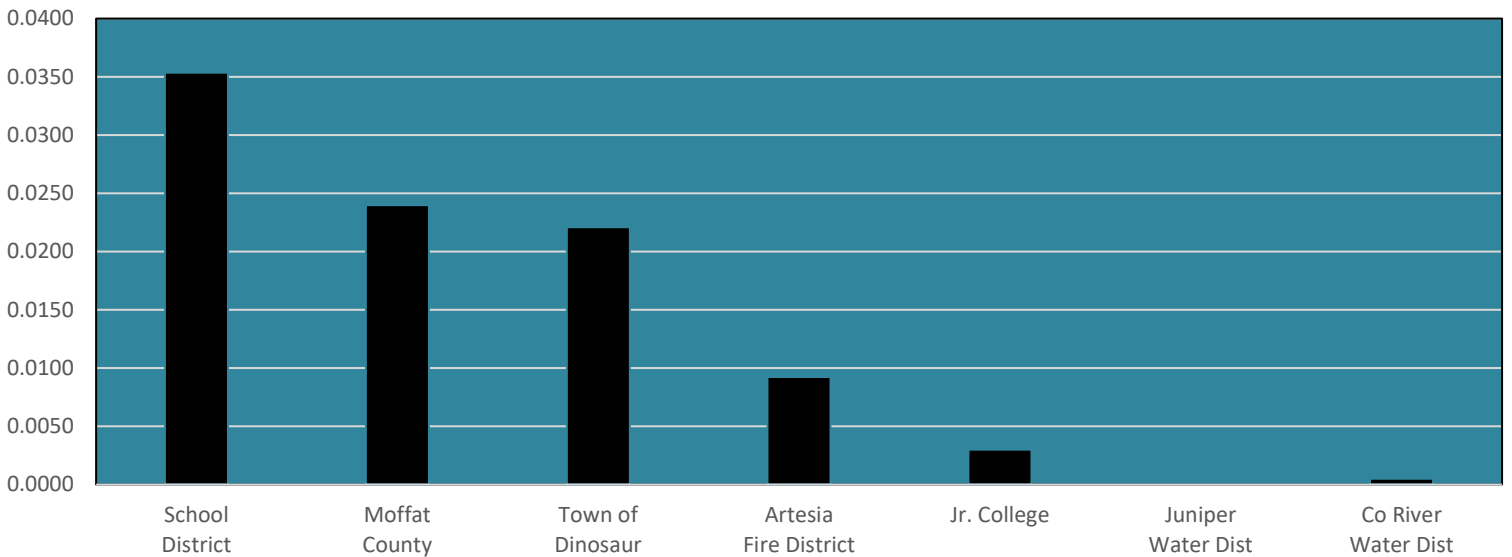
This example highlights a home in the City of Craig which has been valued by the county Assessor at \$200,000. Actual tax bills vary depending on taxing district, valuation and property type.

Where Do My Property Taxes Go?

The formula below is an example of the residential property taxes collected by Moffat County, and distributed to taxing entities, for those residents residing within the Town of Dinosaur.



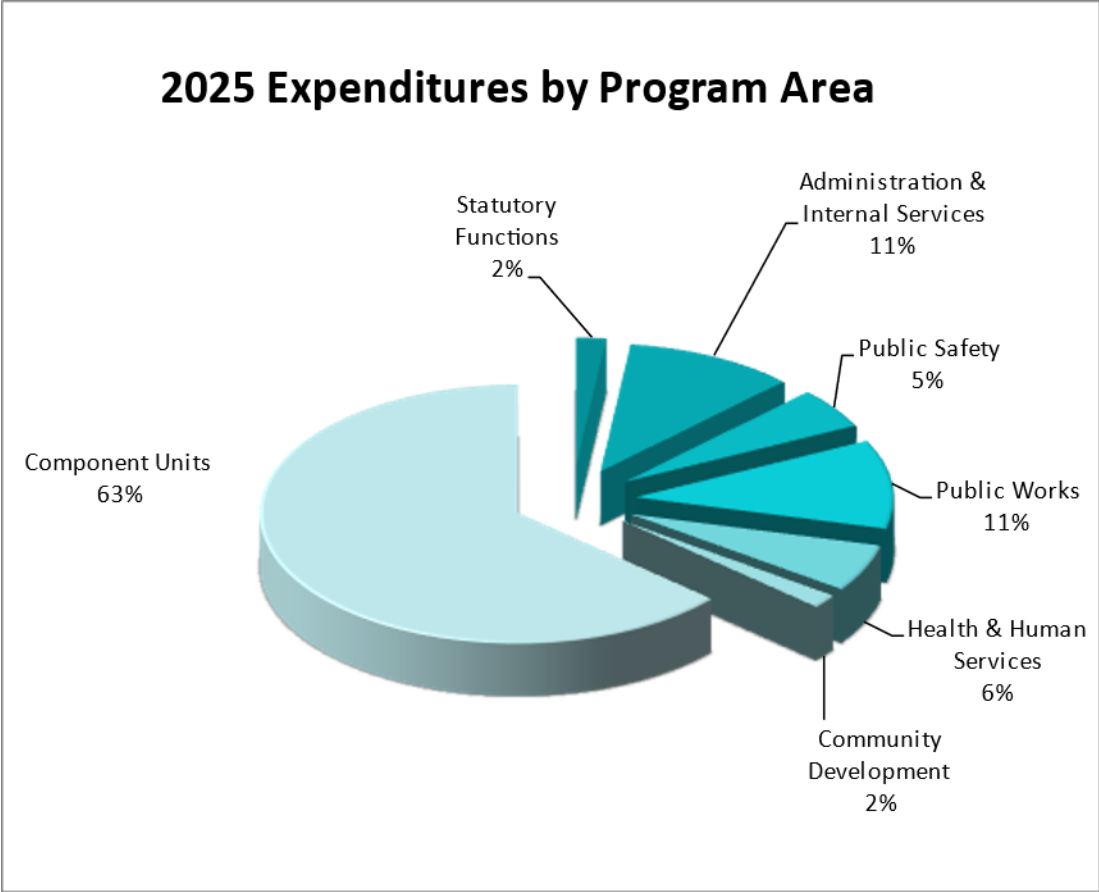
Mill Levy



This example highlights a home in the City of Craig which has been valued by the county Assessor at \$200,000. Actual tax bills vary depending on taxing district, valuation and property type.

Expenditures by Program Areas

All of Moffat County's major programs' expenditures are summarized on the following pages in program area sections: Statutory Function, Administration & Internal Services, Public Safety, Public Works, Health and Human Services, Community Development, and the Component Units.



Program Areas	2022 Actual	2023 Actual	2024 Estimate	2025 Budget
Statutory Functions	\$2,149,568	\$2,092,111	\$2,397,939	\$2,621,095
Administration & Internal Services	11,460,761	10,937,888	13,689,224	15,357,655
Public Safety	5,672,778	5,822,557	6,680,103	7,331,004
Public Works	29,715,906	17,642,334	15,909,628	15,843,043
Health & Human Services	7,967,103	7,581,799	8,820,409	8,271,626
Community Development	1,718,430	1,912,778	2,308,671	2,325,877
Component Units	69,326,942	69,949,265	78,236,843	86,549,461
Program Areas Totals	\$128,011,488	\$115,938,733	\$128,042,817	\$138,299,760

Program Summary

Statutory Functions	2022 Actual	2023 Actual	2024 Estimate	2025 Budget
Board of County Commissioners	\$548,158	\$540,658	\$605,502	\$678,493
Clerk & Recorder's Office	607,629	604,850	649,469	734,969
Elections	88,961	58,366	126,800	126,800
Treasurer's Office	386,219	447,765	455,314	472,314
Public Trustee	20,505	20,046	21,120	21,210
Assessor's Office	469,485	413,258	510,853	558,028
Surveyor	28,611	7,167	28,881	29,281
Statutory Functions	\$2,149,568	\$2,092,111	\$2,397,939	\$2,621,095

Administration & Internal Services	2022 Actual	2023 Actual	2024 Estimate	2025 Budget
Finance	\$342,086	\$333,076	\$378,026	\$417,577
Communications	\$0	\$0	\$0	\$0
Human Resources	277,296	237,543	287,659	359,270
County Attorney	219,537	233,384	266,171	273,871
Other Administration	1,064,457	1,195,846	2,400,070	2,221,875
Health & Welfare	4,764,521	4,009,102	4,504,826	5,733,343
Internal Services	9,042	8,751	12,100	11,100
Information Technology	501,666	486,070	539,474	556,100
Lease-Purchase	1,257,922	1,261,399	1,256,585	1,261,625
Telecommunications	11,381	8,345	17,000	14,900
Transfer Out	3,012,854	3,164,373	4,027,313	4,507,994
Administration & Internal Services	\$11,460,761	\$10,937,888	\$13,689,224	\$15,357,655

Public Safety	2022 Actual	2023 Actual	2024 Estimate	2025 Budget
District Attorney	\$463,988	\$555,125	\$592,642	\$660,304
Sheriff's Office	1,928,573	2,145,834	2,228,820	2,304,996
Emergency Management	152,727	153,219	164,718	186,500
Emergency Management Ambulance	15,593	10,736	24,400	29,400
Fire Control	193,502	55,627	142,300	161,500
Coroner's Office	134,734	168,298	195,312	264,012
Community Safety	73,349	90,467	93,000	102,500
Emergency 911	86,996	71,151	105,550	105,550
Jail	2,593,317	2,522,343	3,049,241	3,432,122
All Crimes Enforcement Team	29,999	49,758	84,120	84,120
Public Safety	\$5,672,778	\$5,822,557	\$6,680,103	\$7,331,004

Program Summary (continued)

Public Works	2022 Actual	2023 Actual	2024 Estimate	2025 Budget
Facilities	\$716,502	\$994,837	\$1,322,249	\$1,369,200
Pest Management	278,953	357,759	400,772	512,550
Fairgrounds	377,117	356,946	467,900	696,220
Cemetery	128,481	135,192	196,870	272,150
Parks & Recreation	201,967	306,655	249,309	606,509
Sherman Youth Camp	13,992	29,909	209,237	209,237
Road & Bridge	7,893,076	9,053,353	9,509,920	10,032,839
Landfill	573,402	708,850	1,136,739	1,306,050
Airport	509,296	217,658	438,056	104,593
Conservation Trust	22,458	9,935	84,450	33,700
Maybell Waste Water Treatment Facility	38,736	29,743	50,213	63,838
Capital Projects	18,961,926	5,441,497	1,843,913	636,157
Public Works	\$29,715,906	\$17,642,334	\$15,909,628	\$15,843,043

Health & Human Services	2022 Actual	2023 Actual	2024 Estimate	2025 Budget
Maybell Ambulance	\$54,258	\$45,639	\$63,142	\$69,200
Maybell Volunteer Fire	15,946	32,270	90,975	33,700
Health Allotments	2,000	2,000	2,000	2,000
Veteran's Officer	25,199	23,769	25,550	26,100
Youth Services	162,765	177,340	229,194	240,744
Human Services	7,099,960	6,668,658	7,435,554	6,991,664
Public Health	606,975	632,122	973,994	908,218
Health & Human Services	\$7,967,103	\$7,581,799	\$8,820,409	\$8,271,626

Community Development	2022 Actual	2023 Actual	2024 Estimate	2025 Budget
Development Services	\$180,720	\$290,911	\$295,594	\$326,994
Natural Resources	176,692	168,583	194,583	336,487
Hamilton Community Center	3,413	3,624	8,860	10,860
Maybell	50,934	47,108	38,500	60,300
County Fair	217,661	192,116	105,837	116,413
Extension Office	86,232	90,948	103,352	111,619
Contributions	43,942	59,000	77,500	78,200
Library	375,780	382,558	414,057	482,850
Senior Citizens	212,692	259,991	246,755	332,260
Moffat County Tourism Association	152,519	180,937	196,740	177,394
Moffat County Local Marketing District	217,844	237,002	626,893	292,500
Community Development	\$1,718,430	\$1,912,778	\$2,308,671	\$2,325,877

Program Summary (continued)

Component Units	2022 Actual	2023 Actual	2024 Estimate	2025 Budget
Memorial Hospital	\$68,519,133	\$69,172,815	\$77,253,772	\$85,402,794
Housing Authority	789,096	757,695	955,265	1,118,861
Shadow Mtn Local Improvement District	18,713	18,755	27,806	27,806
Component Units	\$69,326,942	\$69,949,265	\$78,236,843	\$86,549,461
Total All Programs	\$128,011,486	\$115,938,733	\$128,042,817	\$138,299,760

General Fund Fund Summary

	2022 Actual	2023 Actual	2024 Estimate	2025 Budget
Sources of Funds:				
Property Taxes	\$ 8,320,894	\$ 8,103,953	\$ 8,135,339	\$ 7,811,285
Sales Tax	4,935,351	5,396,804	2,782,475	2,782,475
Specific Ownership Taxes	-	-	-	-
Licenses & Permits	1,663	988	458	500
Intergovernmental	6,723,354	1,655,073	2,199,091	5,309,000
Charges for Services	1,617,850	1,577,059	1,285,058	1,201,800
Miscellaneous	545,975	1,236,512	284,689	306,709
Interest	225,234	960,965	50,000	250,000
Transfer In	-	-	-	-
Fund Balance Used	25,000	(29,622)	4,430,423	6,513,328
Total Sources of Funds	\$ 22,395,321	\$ 18,901,731	\$ 19,167,533	\$ 24,175,098
Uses of Funds:				
Personnel	\$ 6,754,116	\$ 7,144,464	\$ 8,176,102	\$ 9,032,861
Operating	\$ 3,417,019	\$ 3,559,248	\$ 4,752,602	4,768,436
Capital Outlay	\$ 465,980	\$ 2,537,867	\$ 2,211,516	\$ 5,865,806
Transfers Out	\$ 3,012,854	\$ 3,164,373	\$ 4,027,313	\$ 4,507,994
Total Uses of Funds	13,649,969	16,405,952	19,167,534	24,175,097
Annual Net Activity	\$ 8,745,351	\$ 2,495,779	\$ (0)	\$ 0
Cumulative Balance:				
Beginning Fund Balance	\$ 18,612,632	\$ 27,357,983	\$ 29,853,762	\$ 25,423,338
Change in Fund Balance	8,745,351	2,495,779	(4,430,423)	(6,513,328)
Ending Fund Balance	\$ 27,357,983	\$ 29,853,762	\$ 25,423,338	\$ 18,910,010
Fund Balance Designations:				
Restricted				
Natural Resources	\$ 14,632	\$ 14,632	\$ 14,632	\$ 14,632
Clerk & Recorder - Electronic Recording	\$ 175,278	\$ 175,278	\$ 175,258	\$ 164,758
Clerk & Recorder - HB 1140 & HB1193	\$ 48,826	\$ 48,826	\$ 48,826	\$ 11,571
Brown's Park School	\$ 6,686	\$ 6,686	\$ 6,686	\$ 6,686
Federal Grants	\$ -	\$ 4,855,348	\$ 4,810,154	\$ -
Restricted	\$ 245,422	\$ 5,100,770	\$ 5,055,556	\$ 197,647
Committed				
60 Days Operating	\$ 1,695,528	\$ 1,784,309	\$ 2,155,215	\$ 2,300,676
Countercyclical Reserve (5%)	\$ 508,557	\$ 535,186	\$ 646,435	\$ 690,065
Emergency (10% Reserve)	\$ 1,017,114	\$ 1,070,371	\$ 1,292,870	\$ 1,380,130
Assigned				
Capital Reserve	\$ 232,773	\$ 232,773	\$ 232,773	\$ 232,773
Unassigned				
Subsequent Year's Expenditures	\$ 23,658,588	\$ 21,130,353	\$ 16,040,489	\$ 14,108,720

General Fund Revenues

ORG	OBJ	DESCRIPTION	2022 Actual	2023 Actual	2024 Estimated	2025 Budget
11000001	40001	PROPERTY TAX	8,312,129	8,094,174	8,130,139	7,806,085
11000001	40003	INTEREST & PENALTY PROP TAX	8,765	9,778	5,200	5,200
Property Taxes:			8,320,894	8,103,953	8,135,339	7,811,285
11000001	41001	SALES TAX	3,912,652	4,333,205	2,679,475	2,679,475
11000001	41002	CIGARETTE TAX	3,351	4,827	3,000	3,000
11000001	41003	SEVERANCE TAX	1,019,348	1,058,772	100,000	100,000
Sales Taxes:			4,935,351	5,396,804	2,782,475	2,782,475
Federal:						
11000001	43001	FEDERAL PILT	380,501	388,682	388,682	225,000
11000001	43004	FEDERAL MINERAL LEASE	743,837	1,017,840	450,000	500,000
11000001	43006	FEDERAL WILDLIFE	11,468	12,549	11,468	11,468
17500001	43008	FEDERAL COST ALLOCATION	44,359	80,965	69,658	43,990
175ARP_1	43030	FEDERAL ARP ACT	2,580,067	0	1,148,266	0
175LATC1	43033	FEDERAL LOCAL ASST. TRIBAL CON	2,681,627	0	0	4,394,025
20500002	43012	FEDERAL VEST GRANT	1,838	3,294	3,000	3,000
21512302	43009	FEDERAL EMERGENCY MNGMNT	21,329	0	0	0
State:						
11000001	43439	AUGMENTATION PLAN	0	22,478	0	0
11500001	43415	STATE ELEC RECORD TECH BOARD	40,159	30,142	27,816	27,816
20500002	43413	STATE FOREST SERVICE GRANT	9,483	10,720	6,000	6,000
20500002	43414	STATE SEARCH & RESCUE	5,000	0	0	0
20500002	43416	STATE FINES	4,992	12,003	1,500	5,000
20500002	43406	STATE EIAF GRANT	61,003	0	0	0
41000004	43412	STATE VETERANS OFFICER	14,400	13,735	14,700	14,700
41500004	43433	STATE JUDICIAL DIVERSION	29,224	21,617	23,582	23,582
415SB944	43409	STATE SB94 CASE MANAGEMENT	33,426	28,284	35,419	35,419
415SB944	43410	STATE SB94 MISCELLANEOUS	6,141	765	7,000	7,000
50000005	43431	STATE GRANT	42,500	0	0	0
Local:						
41500004	43900	CITY OF CRAIG	12,000	12,000	12,000	12,000
Intergovernmental:			6,723,354	1,655,073	2,199,091	5,309,000
11500001	42000	LIQUOR LICENSE	1,663	988	458	500
50500005	42001	BUILDING PERMITS	0	0	0	0
License & Permits:			1,663	988	458	500
11500001	44025	DEPARTMENT FEES	284,098	254,636	266,000	245,000
11500001	44027	ELECTRONIC RECORDING	36,324	60,770	39,000	24,000
11500001	44042	LATE FEES	30,685	36,757	30,000	36,000
12500001	44025	DEPARTMENT FEES	953,723	950,508	750,000	750,000

13000001	44025	DEPARTMENT FEES	17,000	12,750	6,000	6,000
13500001	44025	DEPARTMENT FEES	8,131	8,778	6,000	3,500
17500001	44028	CABLE FRANCHISE FEE	4,358	3,156	4,358	4,000
20500002	44024	PENALTY ASSESSMENT	0	0	8,000	22,000
20500002	44025	DEPARTMENT FEES	45,798	50,947	30,000	30,000
21512312	44019	EMERGENCY MNGMNT AMBULANCI	0	4,054	0	0
30500003	44025	DEPARTMENT FEES	11,568	9,184	15,000	10,000
31000003	44023	CAMPGROUND RENTAL	4,528	4,403	3,000	3,000
31000003	44025	DEPARTMENT FEES	29,335	31,180	22,000	22,000
31000003	44039	RV DUMP FEES	8,908	15,199	8,000	8,000
31500003	44029	CEMETERY OPENINGS	15,600	10,140	15,000	10,000
31500003	44030	CEMETERY SALE OF LOTS	12,905	9,140	8,000	8,000
31500003	44031	CEMETERY VASES FOUNDATION	207	207	200	200
32000003	44020	ICE RINK	65,600	57,389	40,000	1,000
32000003	44023	CAMPGROUND RENTAL	430	0	100	100
32000003	44025	DEPARTMENT FEES	3,850	4,875	5,000	5,000
32000003	44026	CONCESSIONS	442	643	400	0
32500003	44023	CAMPGROUND RENTAL	4,428	0	6,000	0
32500003	44041	DAY USE FEE	105	0	500	0
325FRMN3	44023	CAMPGROUND RENTAL	6,816	5,472	4,000	4,000
325FRMN3	44041	DAY USE FEE	2,292	1,371	1,000	1,000
40000004	44025	DEPARTMENT FEES	3,529	852	5,000	1,000
41500004	44040	SB215 FEES	5,088	4,339	6,000	6,000
50500005	44021	PLANNING FEES	3,400	2,085	2,000	2,000
51500005	44023	CAMPGROUND RENTAL	55,761	35,804	0	0
51500005	44038	SHOWER FEES	1,268	894	0	0
51500005	44039	RV DUMP FEES	1,674	1,525	0	0
52500005	44025	DEPARTMENT FEES	0	0	4,500	0
Charges for Services:			1,617,850	1,577,059	1,285,058	1,201,800
10000001	46004	REIMBURSEMENT	3,429	3,126	0	0
10000001	46015	COMMUNICATION SITE REVENUE	0	0	2,800	2,800
11000001	45001	MISCELLANEOUS	25,133	14,032	0	0
11000001	45022	SALE OF ASSETS	0	513,298	0	0
11500001	46003	COPY REIMBURSEMENT	1,070	588	1,000	600
12000001	46004	REIMBURSEMENT	9,235	15,048	10,000	10,000
12500001	45014	BONUS TAX SALE	7,620	6,710	3,000	3,000
12500001	46005	POSTAGE REIMBURSEMENT	733	778	0	500
14000001	46004	REIMBURSEMENT	1,964	0	0	0
15000001	46004	REIMBURSEMENT	429	0	0	0
15500001	45022	SALE OF ASSETS	1,025	882	500	0
15500001	46004	REIMBURSEMENT	17,112	8,638	8,442	8,000
16000001	46004	REIMBURSEMENT	1,569	1,242	1,000	1,000
16000001	46007	SALARY REIMBURSEMENT	25,625	22,431	17,500	0
17500001	45016	PLATTE RIVER POWER	36,216	36,216	36,216	23,209
17500001	46004	REIMBURSEMENT	0	13,375	0	0
17500001	46006	PAYROLL REIMBURSEMENT	4	0	0	0

20000002	45017	DA BUDGET OVERAGE	24,323	21,917	0	0
20500002	45015	DUI LEAF	4,407	2,762	4,500	4,500
20500002	46001	INSURANCE REIMBURSEMENT	2,995	17,378	0	0
20500002	46002	TRAVEL REIMBURSEMENT	0	2,400	0	0
20500002	46004	REIMBURSEMENT	38,513	2,218	1,000	1,000
20500002	46008	OVERTIME REIMBURSEMENT	0	0	5,000	0
20500002	46009	TRAINING REIMBURSEMENT	2,931	11,685	4,000	15,000
21512302	46004	REIMBURSEMENT	0	5,996	0	0
30000003	45013	BUILDING USE	118,605	162,328	90,000	100,000
30000003	46001	INSURANCE REIMBURSEMENT	293	450	0	0
30000003	46004	REIMBURSEMENT	117,323	79,525	82,631	80,000
30500003	46004	REIMBURSEMENT	0	85	0	0
30500003	46016	WEED & PEST PARTNERSHIP	0	39,896	0	40,000
31000003	45001	MISCELLANEOUS	15	19	0	0
31000003	45008	DONATIONS	0	0	0	0
31000003	46004	REIMBURSEMENT	0	4,000	0	0
31500003	45001	MISCELLANEOUS	1	1	0	0
31500003	46004	REIMBURSEMENT	0	825	0	0
31500003	45008	DONATIONS	40	0	0	0
32000003	45012	HAY LEASE	9,500	9,500	9,500	9,500
32000003	45001	MISCELLANEOUS	2	1	0	0
32000003	46004	REIMBURSEMENT	665	3,710	0	0
32500003	45001	MISCELLANEOUS	21	13	0	0
32500003	46001	INSURANCE REIMBURSEMENT	3,073	156,299	0	0
40000004	46004	REIMBURSEMENT	4,271	3,123	0	0
40000004	45008	DONATIONS	2,675	1,000	0	0
40000004	46001	INSURANCE REIMBURSEMENT	6,809	0	0	0
40500004	45001	MISCELLANEOUS	6,707	3,550	0	0
40500005	46004	REIMBURSEMENT	137	0	0	0
41500004	45001	MISCELLANEOUS	495	150	600	600
41500004	45002	UNITED WAY	257	325	500	500
41500004	46004	REIMBURSEMENT	0	0	500	500
50000005	46004	REIMBURSEMENT	0	232	0	0
50500005	46004	REIMBURSEMENT	99	0	0	0
51000005	46004	REIMBURSEMENT	0	56	0	0
51500005	45008	DONATIONS	560	0	0	0
51500005	46004	REIMBURSEMENT	0	138	0	0
52100005	45008	DONATIONS	68,822	71,839	6,000	6,000
52500005	46004	REIMBURSEMENT	1,272	(1,272)	0	0
Miscellaneous:			545,975	1,236,512	284,689	306,709
11000001	47001	INTEREST EARNED	225,234	960,965	50,000	250,000
Interest:			225,234	960,965	50,000	250,000
Total Revenue:			22,370,321	18,931,353	14,737,110	17,661,770

*Revenue detail is also listed under departments that receive revenue in General Fund to identify specific collections by department.





Moffat County Commissioners: Tony Bohrer, Melody Villard and Donald Broom
Phone: (970) 824-5517
Email: bocc@moffatcounty.net



Mission Statement:

It is the Mission of the Moffat County Commissioners to serve the people of Moffat County.

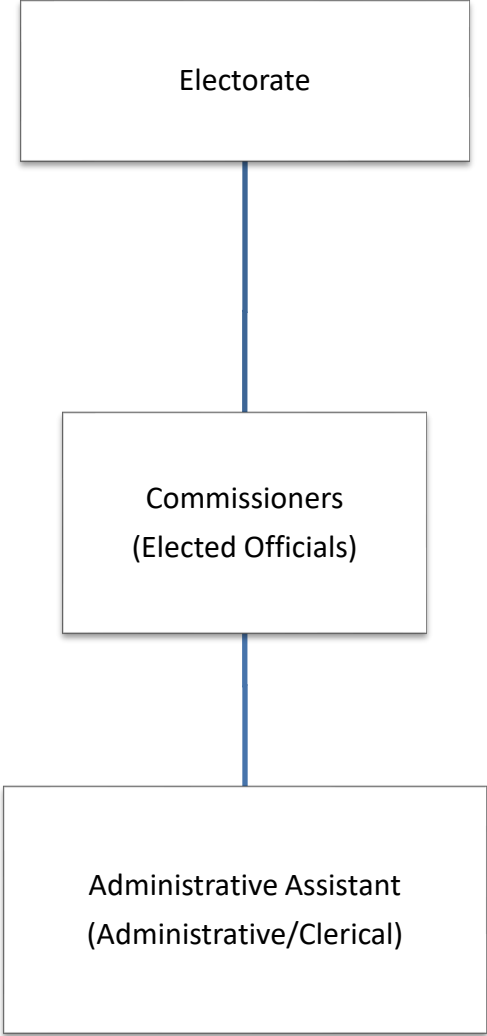
Purpose of Department:

- ✓ Govern responsibly in accordance with the State constitution and on behalf of the legislature in order to represent the interest of, and provide public services to the citizens of Moffat County.
- ✓ Provide a natural and social environment suitable for a variety of commercial, recreational and personal pursuits in which people can live, work, play, grow up and grow old, reasonably safe from crime and other harm.

Board of County Commissioners Personnel Schedule

Position Title	FTE
Commissioner	3.00
BOCC Administrative Assistant	0.67
Total	3.67

Board of County Commissioners Organizational Chart



Board of County Commissioner Revenue

ORG	OBJ	DESCRIPTION	2022 Actual	2023 Actual	2024 Estimated	2025 Budget
10000001	44046	WATER SALES	0	0	0	0
		Charges for Services:	0	0	0	0
10000001	45008	AUGMENTATION DONATIONS	0	0	0	0
10000001	46004	REIMBURSEMENT	3,429	3,126	0	0
10000001	46015	COMMUNICATION SITE REVENUE	0	0	2,800	2,800
		Miscellaneous:	3,429	3,126	2,800	2,800
		Total Revenue:	3,429	3,126	2,800	2,800

Board of County Commissioner Expenditures

ORG	OBJ	DESCRIPTION	2022 Actual	2023 Actual	2024 Estimate	2025 Budget
10000001	50010	ELECTED OFFICIAL WAGES	249,485	256,827	257,001	290,613
10000001	50025	FULL TIME SHARED WAGES	34,497	39,534	38,860	42,821
10000001	50044	LONGEVITY	302	0	724	1,742
10000001	50060	FRINGE BENEFITS	110,181	111,039	112,500	120,100
10000001	50080	RETIREMENT	16,473	17,782	17,000	20,500
		Personnel Expenditures:	410,937	425,182	426,085	475,776
10000001	51001	AUDIT SERVICES	47,168	46,976	47,500	50,300
10000001	51015	LEGAL SERVICES	28,595	0	10,576	10,576
10000001	52051	DINOSAUR LANDFILL	0	0	0	0
10000001	53002	ADVERTISING/LEGAL NOTICES	7,415	8,295	9,235	9,235
10000001	53009	DUES & MEETINGS	36,036	35,179	37,000	47,000
10000001	53034	SOIL CONSERVATION	12,500	12,500	12,500	15,000
10000001	53042	TELEPHONE	894	967	0	0
10000001	53046	TRAVEL	1,932	1,989	11,724	11,724
10000001	54015	COPIES	585	334	950	950
10000001	54016	COUNTY DEVELOPMENT	0	0	0	5,000
10000001	54038	MISCELLANEOUS	1,834	5,969	3,297	3,297
10000001	54042	OFFICE SUPPLIES	263	774	1,800	1,800
10000001	54049	POSTAGE	0	0	35	35
10000001	54089	COMMUNICATION SITE EXPENSE	0	0	2,800	2,800
10000001	55039	AUGMENTION EXPENDITURES	0	2,493	0	0
		Operating Expenditures:	137,222	115,476	137,417	157,717
10000001	60014	EQUIPMENT VEHICLES	0	0	42,000	45,000
		Capital Expenditures:	0	0	42,000	45,000
		Expenditure Total:	548,158	540,658	605,502	678,493

Moffat County Clerk & Recorder



Moffat County Clerk & Recorder: Stacy Morgan
Phone: 970-824-9116
Email: smorgan@moffatcounty.net

Mission Statement:

Our Team Mission Statement:

“Dedication to the highest quality of customer service delivered with integrity, friendliness, and enthusiasm.”

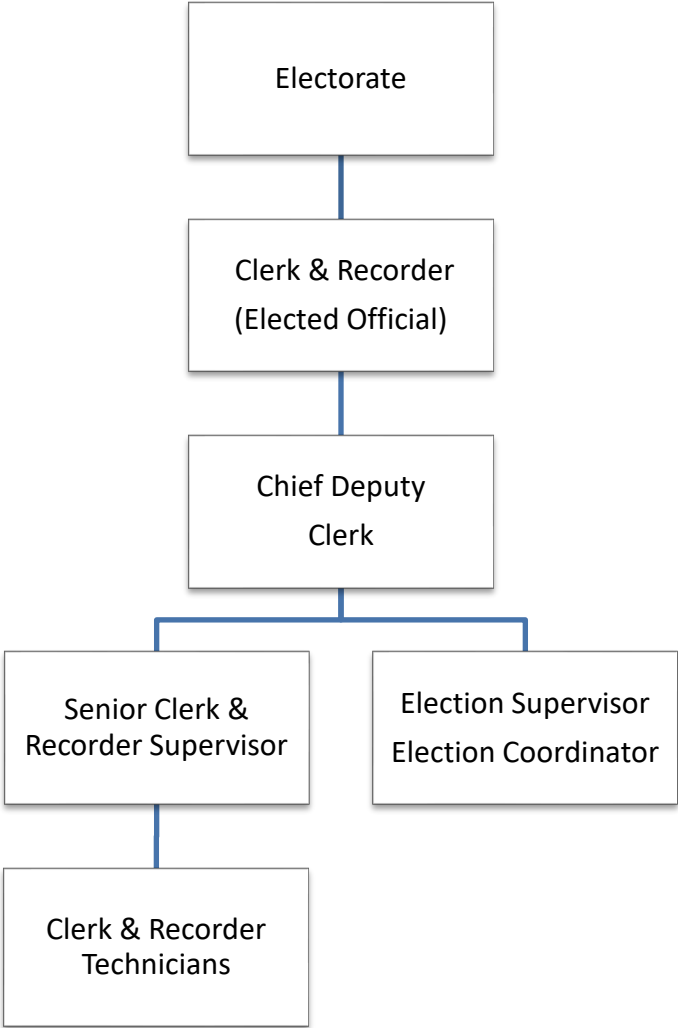
Purpose of Department:

The County Clerk & Recorder’s Office is responsible for administering a number of state statutes in regards to motor vehicles, elections, liquor licensing, and marriage licenses. The Clerk’s Office also serves as clerk to the Board of County Commissioners, and recorder of legal documents.

- ✓ Clerk to the Board: Maintains and preserves the minutes of all meetings including Board of Equalization and Board of Health.
- ✓ Recording Division: Records and indexes all documents which establish legal rights to property. Additionally, this department processes all land surveys, plat maps and military separation records.
- ✓ Election Division: Chief Election Officer of the County is responsible for the registration of voters and administrative functions relative to the conduct of primary, general and special district elections.
- ✓ Motor Vehicle Division: This division is responsible for titling and registering all motor vehicles, issuing license plates and collecting taxes and fees as set by Colorado law and acts as an authorized agent of the Colorado Department of Revenue.

Clerk and Recorder Personnel Schedule	
Position Title	FTE
Clerk & Recorder	1.00
Chief Deputy	1.00
Senior Clerk & Recorder Supervisor	1.00
Clerk & Recorder Technician	2.50
Clerk & Recorder Technician	0.70
Election Coordinator	1.00
Contract Labor	0.00
Total	7.20

Clerk & Recorder Organizational Chart



Clerk and Recorder Revenues

ORG	OBJ	DESCRIPTION	2022 Actual	2023 Actual	2024 Estimated	2025 Budget
11500001	43415	STATE ELEC RECORD TECH BOARD	40,159	30,142	27,816	27,816
		Intergovernmental:	40,159	30,142	27,816	27,816
11500001	42000	LIQUOR LICENSE	1,663	988	458	500
		License & Permits:	1,663	988	458	500
11500001	44025	DEPARTMENT FEES	284,098	254,636	266,000	245,000
11500001	44027	ELECTRONIC RECORDING	36,324	60,770	39,000	24,000
11500001	44042	LATE FEES	30,685	36,757	30,000	36,000
		Charges for Services:	351,106	352,163	335,000	305,000
11500001	46003	COPY REIMBURSEMENT	1,070	588	1,000	600
		Miscellaneous:	1,070	588	1,000	600
		Total Revenue:	393,997	383,880	364,274	333,916

Clerk and Recorder Expenditures

ORG	OBJ	DESCRIPTION	2022 Actual	2023 Actual	2024 Estimate	2025 Budget
11500001	50010	ELECTED OFFICIAL WAGES	80,737	88,080	88,253	88,253
11500001	50020	FULL TIME WAGES	242,847	253,095	270,000	281,000
11500001	50030	PART TIME WAGES	26,945	28,991	31,000	76,000
11500001	50042	OVER TIME	8	0	0	0
11500001	50044	LONGEVITY	2,600	2,600	2,600	2,600
11500001	50046	LEAVE PAID OUT	1,359	1,562	0	0
11500001	50060	FRINGE BENEFITS	174,127	166,262	170,000	196,000
11500001	50080	RETIREMENT	15,590	17,096	22,000	24,100
		Personnel Expenditures:	544,213	557,684	583,853	667,953
11500001	52037	REPAIRS EQUIP/MAINT	0	0	2,000	2,000
11500001	53005	COMPUTER EXPENSE/SERVICES	0	0	1,500	1,500
11500001	53009	DUES & MEETINGS	1,217	92	1,500	1,500
11500001	53046	TRAVEL	2,310	2,482	3,500	3,500
11500001	54023	ELECTRONIC RECORDING	9,878	12,858	10,500	10,500
11500001	54037	MISC EQUIPMENT	4,100	0	1,500	1,500
11500001	54038	MISCELLANEOUS	589	694	1,000	1,000
11500001	54042	OFFICE SUPPLIES	5,073	3,267	4,500	4,500
11500001	54049	POSTAGE	7,861	11,935	11,800	13,200
11500001	56002	ELEC REC TECH BOARD GRANT	32,386	15,838	27,816	27,816
		Operating Expenditures:	63,415	47,166	65,616	67,016
		Expenditure Total:	607,629	604,850	649,469	734,969

Clerk & Recorder Election's Division



Moffat County Clerk & Recorder: Stacy Morgan
Phone: 970-824-9116
Email: smorgan@moffatcounty.net

Mission Statement:

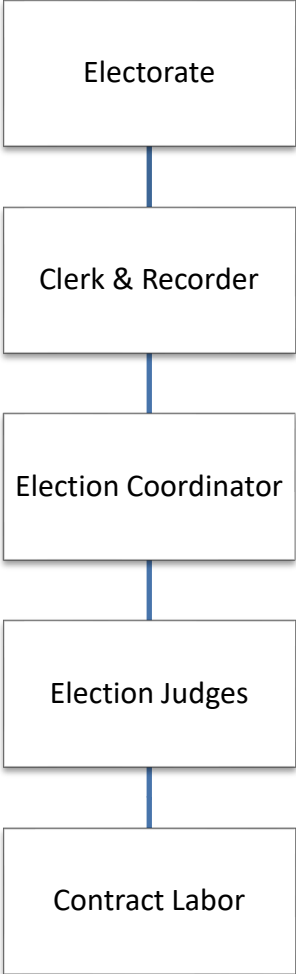
Moffat County is dedicated to the integrity and transparency in the conduct of fair and accurate elections.

Purpose of Department:

- ✓ The election department is responsible for voter registration and the conduct of all primary, general and special county elections, training of election judges, and tabulation and certification of election results.
- ✓ Election conduct is according to state statute and directed by the Secretary of State.
- ✓ The election department also provides election services and assistance to municipalities, school districts and special districts of Moffat County.
- ✓ Encourages voter participation and equality.
- ✓ Provides information and assistance with voting information, candidate campaign finance and voter registration.

Elections Personnel Schedule	
Position Title	FTE
Election Judges	n/a
Contract Labor	n/a
Total	0.00

Elections Organizational Chart



Election Revenues

ORG	OBJ	DESCRIPTION	2022 Actual	2023 Actual	2024 Estimated	2025 Budget
12000001	46004	REIMBURSEMENT	9,235	15,048	10,000	10,000
		Miscellaneous:	9,235	15,048	10,000	10,000
		Total Revenue:	9,235	15,048	10,000	10,000

Election Expenditures

ORG	OBJ	DESCRIPTION	2022 Actual	2023 Actual	2024 Estimate	2025 Budget
12000001	50054	JUDGES	9,441	7,751	9,500	9,500
		Personnel Expenditures:	9,441	7,751	9,500	9,500
12000001	52016	EQUIPMENT RENTAL	34,121	2,545	45,000	45,000
12000001	53002	ADVERTISING/LEGAL NOTICES	457	254	1,000	1,000
12000001	53005	COMPUTER EXPENSE/SERVICES	177	436	1,000	1,000
12000001	53009	DUES & MEETINGS	0	0	2,500	2,500
12000001	53046	TRAVEL	2,341	3,290	4,000	4,000
12000001	54037	MISC EQUIPMENT	220	9,287	2,000	2,000
12000001	54038	MISCELLANEOUS	436	450	1,000	1,000
12000001	54045	OPERATING SUPPLIES	32,595	25,640	41,500	41,500
12000001	54049	POSTAGE	4,553	3,038	12,600	12,600
12000001	58006	EVEN YEAR ELECTION	4,622	5,675	6,700	6,700
		Operating Expenditures:	79,520	50,615	117,300	117,300
		Expenditure Total:	88,961	58,366	126,800	126,800

Moffat County Treasurer



Moffat County Treasurer: Robert Razzano
Phone: 970-824-9111
Email: rrazzano@moffatcounty.net

Mission Statement:

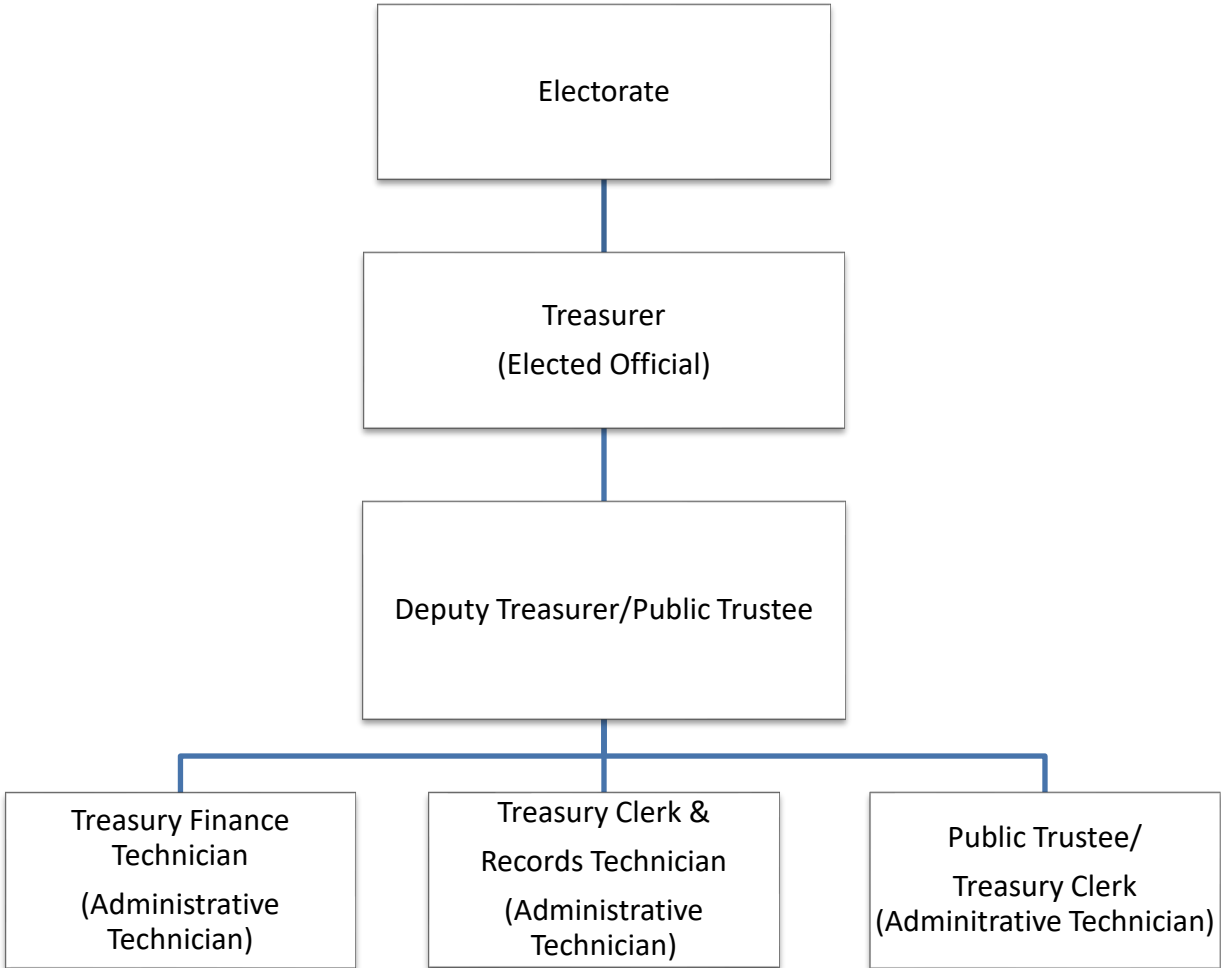
The Moffat County Treasurer is the custodian of all funds for the county. Our mission is to provide collection; receipt and deposit services for all funds due to and received by the county in a courteous, efficient, accurate, accountable and timely manner and provide other support as required of the community and government.

Purpose of Department:

- ✓ The Treasurer is the custodian of all funds for the county.
- ✓ The Treasurer's primary function is the collection and distribution of property taxes in compliance with Colorado Statutes.
- ✓ The Treasurer is responsible for the collection of unpaid property taxes and special assessments.
- ✓ The Treasurer also conducts an annual tax lien sale for unpaid real property and manufactured home taxes.

Treasurer Personnel Schedule	
Position Title	FTE
Treasurer/Public Trustee	0.75
Deputy Treasurer	1.00
Treasury Finance Technician	1.00
Treasury Clerk & Records Technician	1.00
Total	3.75

Elections Organizational Chart



Treasurer Revenues

ORG	OBJ	DESCRIPTION	2022 Actual	2023 Actual	2024 Estimated	2025 Budget
12500001	44025	DEPARTMENT FEES	953,723	950,508	750,000	750,000
		Charges for Services:	953,723	950,508	750,000	750,000
12500001	45014	BONUS TAX SALE	7,620	6,710	3,000	3,000
12500001	46005	POSTAGE REIMBURSEMENT	733	778	0	500
		Miscellaneous:	8,353	7,488	3,000	3,500
		Total Revenue:	962,076	957,996	753,000	753,500

Treasurer Expenditures

ORG	OBJ	DESCRIPTION	2022 Actual	2023 Actual	2024 Estimate	2025 Budget
12500001	50010	ELECTED OFFICIAL WAGES	80,737	88,363	88,253	88,253
12500001	50020	FULL TIME WAGES	141,598	168,534	174,000	180,000
12500001	50044	LONGEVITY	2,600	2,610	2,600	2,600
12500001	50046	LEAVE PAID OUT	0	13,884	0	0
12500001	50060	FRINGE BENEFITS	116,609	120,989	125,000	130,000
12500001	50080	RETIREMENT	13,496	16,404	16,000	22,000
		Personnel Expenditures:	355,040	410,783	405,853	422,853
12500001	52037	REPAIRS EQUIP/MAINT	55	94	234	234
12500001	53002	ADVERTISING/LEGAL NOTICES	13,511	17,334	23,000	23,000
12500001	53004	BONDS	735	340	1,800	1,800
12500001	53009	DUES & MEETINGS	500	700	1,300	1,300
12500001	53046	TRAVEL	1,050	0	2,500	2,500
12500001	53056	EMPLOYEE EDUCATION	0	0	1,000	1,000
12500001	53058	PRINTING	249	675	550	550
12500001	54038	MISCELLANEOUS	64	289	500	500
12500001	54040	OFFICE EQUIPMENT	49	831	650	650
12500001	54042	OFFICE SUPPLIES	3,843	3,950	4,500	4,500
12500001	54049	POSTAGE	11,124	12,770	13,427	13,427
		Operating Expenditures:	31,179	36,983	49,461	49,461
		Expenditure Total:	386,219	447,765	455,314	472,314

Moffat County Public Trustee



Moffat County Treasurer: Robert Razzano
Phone: 970-824-9111
Email: rrazzano@moffatcounty.net

Mission Statement:

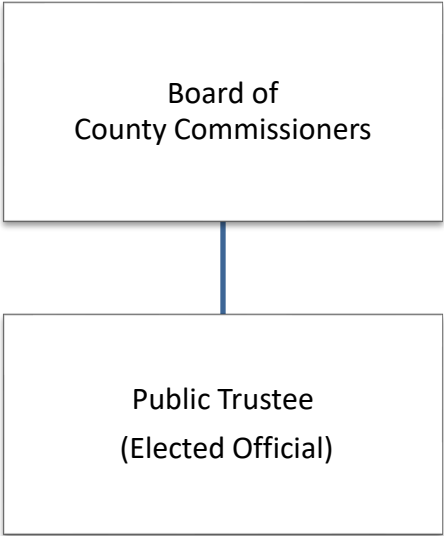
The Office of Public Trustee is committed to processing all releases of deeds of trust in an accurate, timely fashion in accordance with Colorado Law, while protecting the rights of borrowers, lenders and lien holders and also providing service and education regarding the foreclosure proceedings.

Purpose of Department:

- ✓ The Public Trustee provides a system of checks and balances between borrower and lender. To provide a fair opportunity to owners of property, as well as providing the foreclosing party requirements and timelines that must be met.

Public Trustee Personnel Schedule	
Position Title	FTE
Public Trustee	0.25
Total	0.25

Public Trustee Organizational Chart



Public Trustee Revenues

ORG	OBJ	DESCRIPTION	2022 Actual	2023 Actual	2024 Estimated	2025 Budget
13000001	44025	DEPARTMENT FEES	17,000	12,750	6,000	6,000
Charges for Services:			17,000	12,750	6,000	6,000
Total Revenue:			17,000	12,750	6,000	6,000

Public Trustee Expenditures

ORG	OBJ	DESCRIPTION	2022 Actual	2023 Actual	2024 Estimate	2025 Budget
13000001	50010	ELECTED OFFICIAL WAGES	12,500	12,500	12,501	12,501
13000001	50060	FRINGE BENEFITS	4,348	4,028	4,111	4,200
13000001	50080	RETIREMENT	750	750	750	751
Personnel Expenditures:			17,598	17,278	17,362	17,452
13000001	53009	DUES & MEETINGS	475	350	500	500
13000001	53046	TRAVEL	0	0	400	400
13000001	54042	OFFICE SUPPLIES	2,207	2,419	2,683	2,683
13000001	54038	MISCELLANEOUS	225	0	175	175
Operating Expenditures:			2,907	2,769	3,758	3,758
Expenditure Total:			20,505	20,046	21,120	21,210

Moffat County Assessor



Phone: 970-824-9102
Moffat County Assessor: Larona McPherson
Email: lmcperson@moffatcounty.net

Mission Statement:

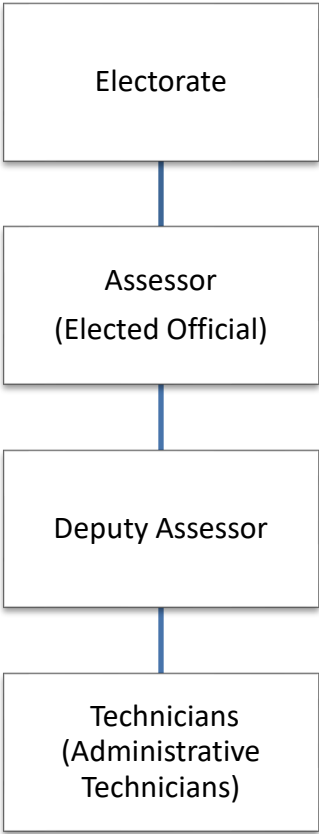
It is the mission of the Moffat County Assessor to generate values for all classifications of property located in Moffat County.

Purpose of Department:

- ✓ To discover, list, classify and value all types of property in Moffat County
- ✓ Preparation of tax roll
- ✓ Process ownership transfers
- ✓ To maintain and update the county mapping records
- ✓ Generate the Abstract of Assessment
- ✓ The certification of valuations to all taxing districts
- ✓ Administer and process Senior Exemptions and Veterans Exemptions

Assessor Personnel Schedule	
Position Title	FTE
Assessor	1.00
Deputy Assessor	1.00
Technicians	2.00
Total	4.00

Assessor Organizational Chart



Assessor Revenues

ORG	OBJ	DESCRIPTION	2022 Actual	2023 Actual	2024 Estimated	2025 Budget
13500001	44025	DEPARTMENT FEES	8,131	8,778	6,000	3,500
		Charges for Services:	8,131	8,778	6,000	3,500
		Total Revenue:	8,131	8,778	6,000	3,500

Assessor Expenditures

ORG	OBJ	DESCRIPTION	2022 Actual	2023 Actual	2024 Estimate	2025 Budget
13500001	50010	ELECTED OFFICIAL WAGES	80,737	88,080	88,253	88,253
13500001	50020	FULL TIME WAGES	170,837	134,484	174,000	184,000
13500001	50042	OVER TIME	571	73	1,250	10,000
13500001	50046	LEAVE PAID OUT	0	1,732	0	0
13500001	50050	CONTRACT LABOR	78,521	80,783	95,500	130,000
13500001	50060	FRINGE BENEFITS	110,025	76,774	106,000	90,100
13500001	50080	RETIREMENT	13,450	12,867	14,000	16,500
		Personnel Expenditures:	454,142	394,793	479,003	518,853
13500001	51018	OTHER PROFESSIONAL SERVICES	0	0	7,000	7,000
13500001	52029	MAINTENANCE CONTRACTS	0	0	0	2,625
13500001	52035	REPAIRS AUTO	38	0	600	600
13500001	52037	REPAIRS EQUIP/MAINT	1,555	727	1,000	1,000
13500001	53002	ADVERTISING/LEGAL NOTICES	37	0	100	100
13500001	53009	DUES & MEETINGS	1,988	2,347	2,500	5,100
13500001	53028	REAPPRAISAL	1,695	2,249	3,750	3,750
13500001	53046	TRAVEL	1,344	1,232	2,000	2,000
13500001	53052	WEB SITE FEE	4,695	3,600	3,600	5,700
13500001	53056	EMPLOYEE EDUCATION	580	140	2,000	2,000
13500001	53058	PRINTING	440	567	1,500	1,500
13500001	54034	MAPS	0	0	100	100
13500001	54038	MISCELLANEOUS	0	175	500	500
13500001	54042	OFFICE SUPPLIES	1,459	1,843	2,000	2,000
13500001	54049	POSTAGE	1,511	5,586	5,200	5,200
		Operating Expenditures:	15,343	18,466	31,850	39,175
		Expenditure Total:	469,485	413,258	510,853	558,028

Finance



Finance Director: Catherine Nielson
Phone: 970-824-9106
Email: cnielson@moffatcounty.net

Mission Statement:

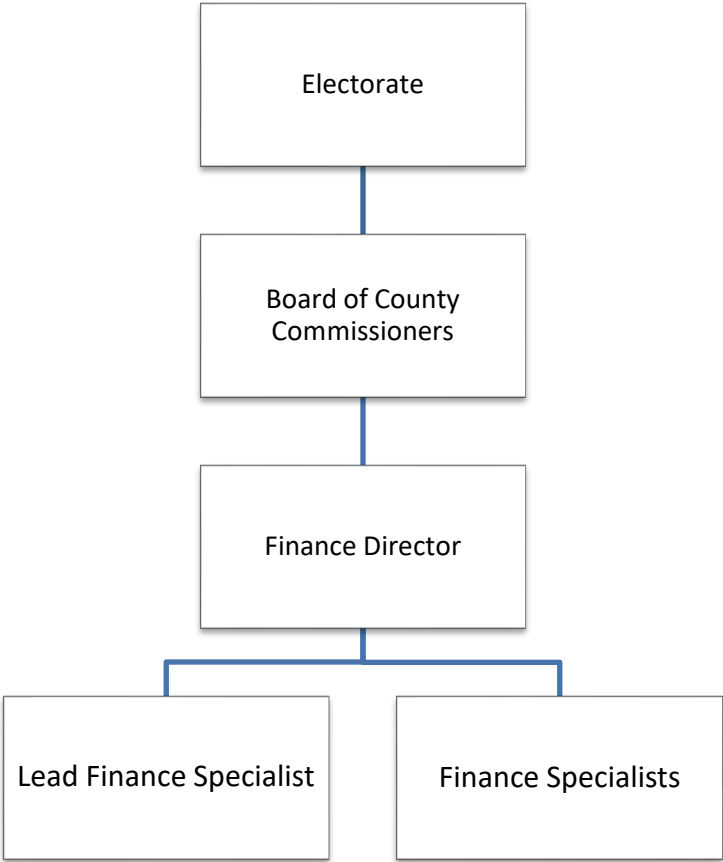
It is the mission of the Moffat County Finance Department to process financial information with confidentiality, integrity and high ethical standards in order to assist County Department Heads and Elected Officials in successfully managing departments, assisting the County to use its resources effectively and efficiently and to serve the citizens of Moffat County by providing accurate and timely information.

Purpose of Department:

- ✓ The Finance Department is responsible for preparing and retaining the County's financial accounting records on a basis that complies with Generally Accepted Accounting Principles (GAAP), General Accounting Standard Board (GASB) and Code of Federal Regulation 2 CFR 200.
- ✓ The main functions of the Finance Department are budget preparation, mill levy certification, accounts payable, payroll process, tax reporting, general ledger entry, accounts receivable, cash reconciliation, monitoring cash flows, sales tax distribution, fixed assets, long-term debt, financial monitoring and coordinating the annual audit.

Finance Personnel Schedule	
Position Title	FTE
Finance Director	1.00
Finance Specialist	2.50
Lead Finance Specialist	0.50
PH Finance Specialist	0.50
DHS Finance Specialist	1.00
Total	5.50

Finance Organizational Chart



Finance Revenues

ORG	OBJ	DESCRIPTION	2022 Actual	2023 Actual	2024 Estimated	2025 Budget
14000001	46004	REIMBURSEMENT	1,964	0	0	0
		Miscellaneous:	1,964	0	0	0
		Total Revenue:	1,964	0	0	0

Finance Expenditures

ORG	OBJ	DESCRIPTION	2022 Actual	2023 Actual	2024 Estimate	2025 Budget
14000001	50020	FULL TIME WAGES	161,823	177,692	196,000	215,000
14000001	50025	FULL TIME SHARED WAGES	25,150	24,810	27,500	36,000
14000001	50030	PART TIME WAGES	28,783	39,052	40,500	44,000
14000001	50042	OVER TIME	1,615	100	2,000	2,000
14000001	50044	LONGEVITY	800	0	0	0
14000001	50050	CONTRACT LABOR	38,000	0	0	0
14000001	50060	FRINGE BENEFITS	65,040	74,000	86,050	91,500
14000001	50080	RETIREMENT	13,606	9,618	14,050	15,500
		Personnel Expenditures:	334,816	325,273	366,100	404,000
14000001	53002	ADVERTISING/LEGAL NOTICES	50	0	580	580
14000001	53009	DUES & MEETINGS	1,584	739	1,600	1,861
14000001	53042	TELEPHONE	1,158	484	600	600
14000001	53046	TRAVEL	414	655	3,500	4,700
14000001	54038	MISCELLANEOUS	69	20	200	200
14000001	54042	OFFICE SUPPLIES	3,405	5,562	4,905	4,905
14000001	54048	PAPER SUPPLIES	590	344	530	720
14000001	54049	POSTAGE	0	0	11	11
		Operating Expenditures:	7,270	7,803	11,926	13,577
			0	0	0	0
		Capital Expenditures:	0	0	0	0
		Expenditure Total:	342,086	333,076	378,026	417,577

Human Resources



Human Resources Director: Rachel Bower

Phone: 970-824-9108

Email: rbower@moffatcounty.net

Mission Statement:

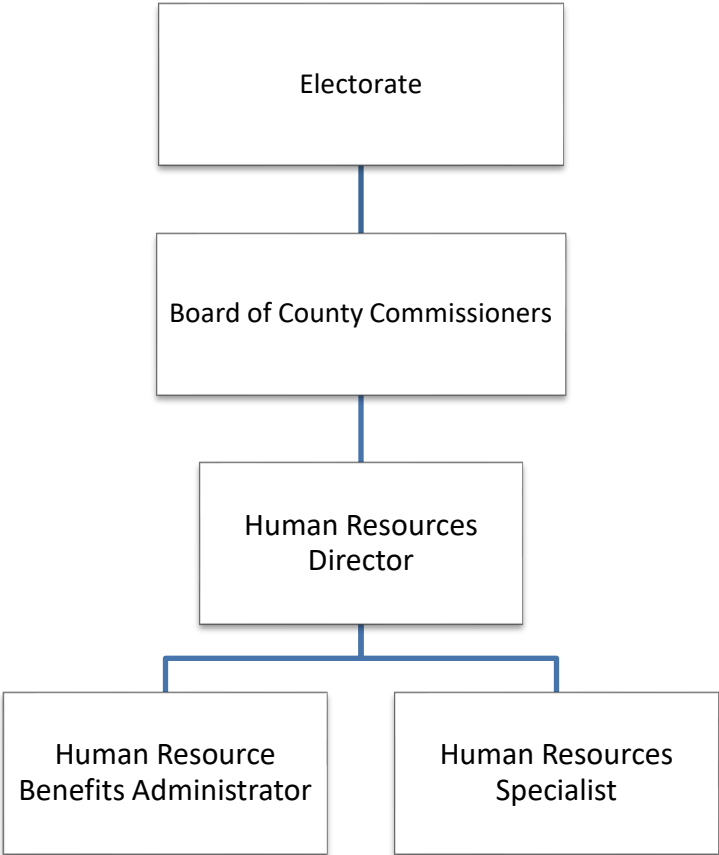
To conduct all aspects of the Human Resources function in such a manner as to improve the recruitment and retention of qualified employees and to minimize risk through compliance with all local, state, and national laws and regulations.

Purpose of Department:

The Human Resources Department provides centralized support to Moffat County employees, department heads, elected officials, and boards in the areas of labor and employee relations, staff recruitment, selection and retention, classification and compensation, benefits, and employee training and professional development so they can continue efficient agency operations.

Human Resources Personnel Schedule	
Position Title	FTE
Human Resources Director	1.00
Human Resource Benefits Administrator	1.00
Human Resources Specialist	1.00
Total	3.00

Human Resources Organizational Chart



Human Resources Revenues

ORG	OBJ	DESCRIPTION	2022 Actual	2023 Actual	2024 Estimated	2025 Budget
15000001	46004	REIMBURSEMENT	429	0	0	0
Miscellaneous:			429	0	0	0
Total Revenue:			429	0	0	0

Human Resources Expenditures

ORG	OBJ	DESCRIPTION	2022 Actual	2023 Actual	2024 Estimate	2025 Budget
15000001	50020	FULL TIME WAGES	150,570	156,273	178,500	215,000
15000001	50030	PART TIME WAGES	0	9,069	5,000	0
15000001	50042	OVER TIME	646	0	0	0
15000001	50044	LONGEVITY	1,050	0	0	0
15000001	50046	LEAVE PAID OUT	22,270	1,233	0	0
15000001	50060	FRINGE BENEFITS	74,882	43,517	50,100	84,500
15000001	50080	RETIREMENT	6,252	2,965	11,100	13,000
Personnel Expenditures:			255,669	213,057	244,700	312,500
15000001	53002	ADVERTISING/LEGAL NOTICES	900	244	4,000	4,000
15000001	53005	COMPUTER EXPENSE/SERVICES	-242	244	2,712	2,712
15000001	53009	DUES & MEETINGS	9,744	7,100	7,300	7,550
15000001	53011	OTHER EDUCATION & TRAVEL	0	0	0	0
15000001	53018	INSURANCE	2,937	3,157	2,837	3,250
15000001	53031	RETIREMENT BOARD	0	0	3,000	3,000
15000001	53042	TELEPHONE	1,668	1,320	500	500
15000001	53046	TRAVEL	55	0	3,080	3,500
15000001	53056	EMPLOYEE EDUCATION	3,111	1,245	7,152	8,500
15000001	54038	MISCELLANEOUS	482	117	500	500
15000001	54042	OFFICE SUPPLIES	1,680	1,221	1,158	1,158
15000001	54049	POSTAGE	0	0	100	100
15000001	54059	SAFETY INCENTIVE	0	0	2,000	2,000
15000001	58003	EMPLOYEE APPRECIATION	1,290	9,837	8,620	10,000
Operating Expenditures:			21,627	24,485	42,959	46,770
Capital Expenditures:			0	0	0	0
Expenditure Total:			277,296	237,543	287,659	359,270



Information Technology Director: Mason Siedschlaw
Phone: 970-826-3403
Email: msiedschlaw@moffatcounty.net

Mission Statement:

It is the mission of the Moffat County Information Technology Department to provide timely, quality services to all of the departments within Moffat County, by prudent utilization of available resources for the purposes of:

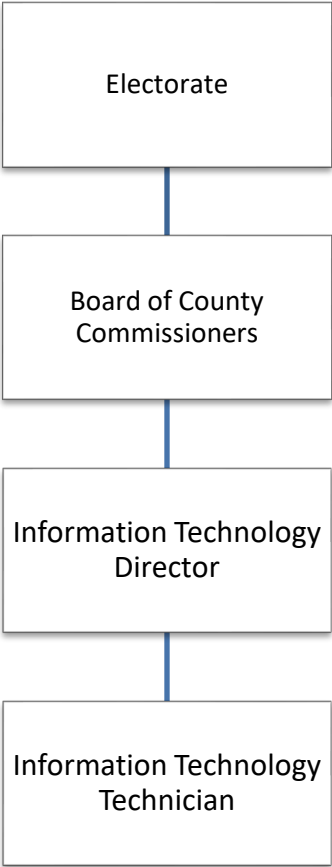
- Providing for access while protecting the security and integrity of our networks, applications, and data
- Pursuing new technologies and new horizons
- Remaining responsive to the evolving needs of Moffat County

Purpose of Department:

- ✓ Information Technology provides the implementation and maintenance to network services that Moffat County uses in its organization. Specific tasks may include the coordination of requests for services between users and operating or applications systems. Confer with users or review requests for services or other information to identify requirements for information services; coordinate with departments, contractors or vendors as needed to provide required services or support. Maintain an inventory of information services equipment, supplies, and materials; review technical publications and other information to identify new technology and improvements in hardware or software, make recommendations concerning new purchases, changes in contracts or other actions, prepare and coordinate purchase orders, contracts and other documents as required. Aid in training or assist users with various system applications, respond to various problems and coordinate with staff to affect solutions or enhance systems performance.

Information Technology Personnel Schedule	
Position Title	FTE
Information Technology Director	1.00
Information Technology Technician	1.00
Total	2.00

Information Technology Organizational Chart



Information Technology Revenues

ORG	OBJ	DESCRIPTION	2022 Actual	2023 Actual	2024 Estimated	2025 Budget
15500001	45022	SALE OF ASSETS	1,025	882	500	0
15500001	46004	REIMBURSEMENT	17,112	8,638	8,442	8,000
Miscellaneous:			18,137	9,520	8,942	8,000
Total Revenue:			18,137	9,520	8,942	8,000

Information Technology Expenditures

ORG	OBJ	DESCRIPTION	2022 Actual	2023 Actual	2024 Estimate	2025 Budget
15500001	50020	FULL TIME WAGES	135,739	173,169	162,000	178,000
15500001	50044	LONGEVITY	1,220	1,710	1,400	2,600
15500001	50060	FRINGE BENEFITS	52,456	66,087	65,000	68,000
15500001	50080	RETIREMENT	8,218	8,440	8,100	11,000
Personnel Expenditures:			197,633	249,405	236,500	259,600
15500001	52029	MAINTENANCE CONTRACTS	278,273	209,368	260,824	259,800
15500001	53005	COMPUTER EXPENSE/SERVICES	5,235	5,628	7,400	6,000
15500001	53042	TELEPHONE	6,038	2,122	8,850	4,000
15500001	53046	TRAVEL	0	0	300	300
15500001	54042	OFFICE SUPPLIES	871	804	850	850
15500001	54045	OPERATING SUPPLIES	3,333	1,717	2,550	2,550
15500001	54049	POSTAGE	0	24	200	200
Operating Expenditures:			293,750	219,663	280,974	273,700
15500001	60005	CAPITAL OUTLAY	10,283	17,001	22,000	22,800
Capital Expenditures:			10,283	17,001	22,000	22,800
Expenditure Total:			501,666	486,070	539,474	556,100

Moffat County Attorney



Moffat County Attorney: Garry J. Rhoden, Esq.
Phone: 970-826-3404
Email: grhoden@moffatcounty.net

Mission Statement:

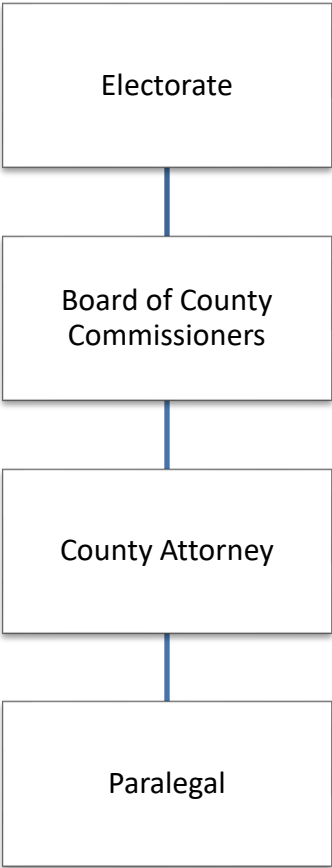
To provide quality legal advice and representation of Moffat County Government includes Moffat County Board of County Commissioners, County Boards and Departments, and Elected Officials thereby enabling these entities to provide better services and leadership to the Moffat County community.

Purpose of Department:

- ✓ The County Attorney's Office provides legal counsel to the Board of County Commissioners, and Elected Officials and County Departments and Boards. The office represents Moffat County in connection with litigation, administrative proceedings, settlement discussions, negotiations and similar proceedings except insured claims, and provides contract management services, including negotiation, preparation and enforcement of leases and contracts to which Moffat County is a party.
- ✓ The County Attorney supervises County Attorney staff.
- ✓ The County Attorney identifies, researches and prepares advisements for the Board and all departments and divisions of county government on legal issues relevant to the general operation of county offices, including employment/personnel, special districts, land use, land transfers, prescriptive rights, and premises liability, and researches laws, regulations, policies and precedent decisions and interprets the law and its applications to county legal issues.
- ✓ The Paralegal in the County Attorney's Office assists the County Attorney in providing the above services and oversees Colorado Open Record Act requests as Custodian of Public Records.

County Attorney Personnel Schedule	
Position Title	FTE
County Attorney	1.00
Paralegal	1.00
Total	2.00

County Attorney Organizational Chart



County Attorney Revenues

ORG	OBJ	DESCRIPTION	2022 Actual	2023 Actual	2024 Estimated	2025 Budget
16000001	46004	REIMBURSEMENT	1,569	1,242	1,000	1,000
16000001	46007	SALARY REIMBURSEMENT	25,625	22,431	17,500	0
Miscellaneous:			27,194	23,673	18,500	1,000
Total Revenue:			27,194	23,673	18,500	1,000

County Attorney Expenditures

ORG	OBJ	DESCRIPTION	2022 Actual	2023 Actual	2024 Estimate	2025 Budget
16000001	50020	FULL TIME WAGES	151,467	170,555	169,000	174,200
16000001	50060	FRINGE BENEFITS	45,679	47,091	48,000	56,000
16000001	50080	RETIREMENT	9,088	10,233	10,500	10,800
Personnel Expenditures:			206,233	227,880	227,500	241,000
16000001	51006	CIVIL SERVICES	392	331	650	150
16000001	51018	OTHER PROFESSIONAL SERVICES	6,975	0	25,000	17,500
16000001	52029	MAINTENANCE CONTRACTS	1,690	1,957	4,850	4,850
16000001	53002	ADVERTISING/LEGAL NOTICES	0	263	750	750
16000001	53009	DUES & MEETINGS	1,602	967	2,000	2,900
16000001	53046	TRAVEL	615	391	2,871	4,171
16000001	54007	BOOKS	114	198	350	350
16000001	54037	MISC EQUIPMENT	1,233	600	1,000	1,000
16000001	54038	MISCELLANEOUS	0	0	200	200
16000001	54042	OFFICE SUPPLIES	683	795	1,000	1,000
Operating Expenditures:			13,303	5,503	38,671	32,871
			0	0	0	0
Capital Expenditures:			0	0	0	0
Expenditure Total:			219,537	233,384	266,171	273,871

County Surveyor



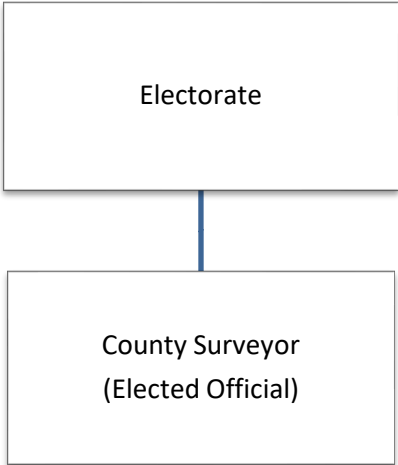
County Surveyor: Bill Baker
Phone:

Mission Statement:

- ✓ To represent the County in boundary disputes pursuant to C.R.S. sections 30-6-110 and 30-10-906.
- ✓ To notify the County attorney of any unsettled boundary disputes or boundary discrepancies within the county which may come to their attention.
- ✓ To file in the office of the county clerk and recorder all surveys, field notes, calculations, maps, and any other records pertaining to work authorized and financed by the board of county commissioners.
- ✓ Conduct surveys to establish the boundaries of county property, including road rights-of-way, or any other surveys necessary to the county.
- ✓ Accept filing maps of surveys that establish monuments and keep a current record of all survey monuments within the county.
- ✓ Examine all survey maps and plats before they are recorded by the county clerk and recorder to insure proper content and form.
- ✓ Conduct geodetic control surveys, vertical control surveys, or any surveys for the purpose of geographic information systems.
- ✓ Conduct or supervise construction surveys necessary to the County.
- ✓ Provide reference monuments for the remuneration or monument upgrades of public land survey.

County Surveyor Personnel Schedule	
Position Title	FTE
County Surveyor	1.00
Total	1.00

County Surveyor Organizational Chart



Surveyor Expenditures

ORG	OBJ	DESCRIPTION	2022 Actual	2023 Actual	2024 Estimate	2025 Budget
16500001	50010	ELECTED OFFICIAL WAGES	4,554	4,968	4,978	4,978
16500001	50060	FRINGE BENEFITS	23,784	1,293	500	700
16500001	50080	RETIREMENT	273	6	300	500
Personnel Expenditures:			28,611	6,267	5,778	6,178
16500001	54045	OPERATING SUPPLIES	0	900	23,103	23,103
Operating Expenditures:			0	900	23,103	23,103
Capital Expenditures:			0	0	0	0
Expenditure Total:			28,611	7,167	28,881	29,281

Other Administration

Finance Director: Cathy Nielson
Phone: 970-824-9106
Email: cnielson@moffatcounty.net

Purpose of Department

This department contains several expenditure items that are for the benefit of the entire General Fund. Expenditures in this department include:

- ✓ Human Service Cost Allocation
- ✓ Postage
- ✓ Board of County Commissioners' Vehicles
- ✓ Platte River Authority
- ✓ Treasurer's Fees
- ✓ Road and Bridge Projects
- ✓ Employee Vacation and Sick Leave
- ✓ Contingency
- ✓ Professional Services
- ✓ County Development

Transfer Out Expenditures

ORG	OBJ	DESCRIPTION	2022 Actual	2023 Actual	2024 Estimate	2025 Budget
17000001	59001	TRANSFER OUT AIRPORT	51,509	49,348	278,084	50,047
17000001	59010	TRANSFER OUT LEASE PURCHASE	1,230,456	1,233,000	1,227,625	1,231,250
17000001	59011	TRANSFER OUT LIBRARY	360,857	345,857	370,977	450,900
17000001	59015	TRANSFER OUT PSC-JAIL	1,215,900	1,367,767	1,909,990	2,465,524
17000001	59016	TRANSFER OUT PUBLIC HEALTH	0	0	0	0
17000001	59018	TRANSFER OUT SENIOR CITIZENS	154,133	168,401	240,637	250,173
17000001	59019	TRANSFER OUT SHADOW MTN LID	0	0	0	0
17000001	59023	TRANSFER OUT MUSEUM	0	0	0	0
17000001	59020	TRANSFER OUT TO HUMAN SERVICE	0	0	0	0
Transfer Out:			3,012,854	3,164,373	4,027,313	4,447,894
Expenditure Total:			3,012,854	3,164,373	4,027,313	4,447,894

Other Admin Revenues

ORG	OBJ	DESCRIPTION	2022 Actual	2023 Actual	2024 Estimated	2025 Budget
17500001	43008	FEDERAL COST ALLOCATION	44,359	80,965	69,658	43,990
		Intergovernmental:	44,359	80,965	69,658	43,990
17500001	44028	CABLE FRANCHISE FEE	4,358	3,156	4,358	4,000
		Charges for Services:	4,358	3,156	4,358	4,000
17500001	45016	PLATTE RIVER POWER	36,216	36,216	36,216	23,209
17500001	46004	REIMBURSEMENT	0	13,375	0	0
17500001	46006	PAYROLL REIMBURSEMENT	4	0	0	0
		Miscellaneous:	36,220	49,591	36,216	23,209
		Total Revenue:	84,937	133,713	110,232	71,199

Other Admin Expenditures

ORG	OBJ	DESCRIPTION	2022 Actual	2023 Actual	2024 Estimate	2025 Budget
17500001	50055	EMPLOYEE BONUS	0	0	0	0
17500001	50042	OVER TIME	0	0	0	0
17500001	50046	LEAVE PAID OUT	0	0	60,000	60,000
17500001	50060	FRINGE BENEFITS	0	(14,485)	36,000	40,000
17500001	50080	RETIREMENT	0	0	4,000	4,000
		Personnel Expenditures:	0	(14,485)	100,000	104,000
17500001	51009	DHS COST ALLOCATION	5,735	5,950	5,735	5,735
17500001	51018	OTHER PROFESSIONAL SERVICES	11,791	11,528	62,000	62,000
17500001	52002	BROWN'S PARK SCHOOL	0	0	0	0
17500001	52035	REPAIRS AUTO	395	394	2,000	2,000
17500001	52039	ROAD & BRIDGE PROJECTS	0	0	4,500	4,500
17500001	53002	ADVERTISING/LEGAL NOTICES	0	0	0	0
17500001	53018	INSURANCE	349,920	493,211	835,195	650,000
17500001	53026	PLATTE RIVER AUTHORITY	0	0	25,640	25,640
17500001	53048	UNEMPLOYMENT	0	0	0	0
17500001	54013	CONTINGENCY	0	5,000	625,000	625,000
17500001	54016	COUNTY DEVELOPMENT	18,000	5,000	53,000	53,000
17500001	54038	MISCELLANEOUS	0	0	5,000	5,000
17500001	54049	POSTAGE	15,000	10,000	12,000	15,000
17500001	54077	TREASURER FEES	663,617	679,249	670,000	670,000
17500001	58016	FEE REFUND	0	0	0	0
		Operating Expenditures:	1,064,457	1,210,332	2,300,070	2,117,875
		Capital Expenditures:	0	0	0	0
		Expenditure Total:	1,064,457	1,195,846	2,400,070	2,221,875

American Rescue Plan Act Revenues

ORG	OBJ	DESCRIPTION	2022 Actual	2023 Actual	2024 Estimated	2025 Budget
175ARP_1	43030	FEDERAL ARP ACT	2,580,067	0	1,148,266	0
Intergovernmental:			2,580,067	0	1,148,266	0
Total Revenue:			2,580,067	0	1,148,266	0

American Rescue Plan Act Expenditures

ORG	OBJ	DESCRIPTION	2022 Actual	2023 Actual	2024 Estimate	2025 Budget
175ARP 1	50055	EMPLOYEE BONUS	177,268	0	0	0
175ARP 1	50060	FRINGE BENEFITS	18,228	0	0	0
175ARP 1	53065	VFW CONTRIBUTION	0	0	25,000	0
175ARP 1	53066	AMERICAN LEGION CONTRIBUTION	0	0	25,000	0
175ARP 1	53067	CITY DIVERSION PARK	0	150,000	0	0
175ARP 1	53068	AUGMENTATION PLAN	0	69,956	15,044	0
175ARP 1	53017	HUMAN RESOURCE COUNCIL	0	20,000	20,000	0
Operating Expenditures:			195,496	239,956	85,044	0
175ARP 1	60021	LOUDY SIMPSON IMPROVEMENT	0	0	300,167	35,595
175ARP 1	60032	LIBRARY BUILDINGS	0	0	53,000	0
175ARP 1	60045	FAIRGROUNDS IMPROVEMENTS	118,253	56,325	77,481	0
175ARP 1	60046	SECURITY UPGRADE	0	2,692	100,000	0
175ARP 1	60047	GOLF COURSE IMPROVEMENT	0	351,644	138,135	0
175ARP 1	60048	MAYBELL WASTEWATER TF	31,232	97,634	72,146	0
175ARP 1	60049	MAYBELL PARK IMPROVEMENT	13,600	351,713	85,975	0
175ARP 1	60051	ASSESSOR ARCA SEARCH	14,055	16,728	4,217	0
175ARP 1	60052	ASSESSOR GIS	7,429	19,189	54,708	0
175ARP 1	60059	AIRPORT IMPROVEMENT	3,200	63,446	177,394	0
Capital Expenditures:			187,769	959,371	1,063,222	35,595
Expenditure Total:			383,265	1,199,327	1,148,266	35,595

Local Assistance and Tribal Consistency Revenue

ORG	OBJ	DESCRIPTION	2022 Actual	2023 Actual	2024 Estimated	2025 Budget
175LATC1	43033	FEDERAL LOCAL ASST. TRIBAL CON	2,681,627	0	0	4,394,025
		Intergovernmental:	2,681,627	0	0	4,394,025
		Total Revenue:	2,681,627	0	0	4,394,025

Local Assistance and Tribal Consistency Expenditures

ORG	OBJ	DESCRIPTION	2022 Actual	2023 Actual	2024 Estimate	2025 Budget
175LATC1	60007	COURTHOUSE BLDG	0	969,229	0	0
175LATC1	60045	FAIRGROUNDS IMPROVEMENTS	0	1,080	0	4,194,025
175LATC1	60063	TRS SOFTWARE UPGRADE	0	0	200,000	200,000
		Capital Expenditures:	0	970,309	200,000	4,394,025
		Expenditure Total:	0	970,309	200,000	4,394,025

District Attorney

DISTRICT ATTORNEY'S OFFICE



SERVING GRAND, ROUTT AND MOFFAT COUNTIES

District Attorney: Matt Karzen
Phone: 970-824-7041

Mission Statement:

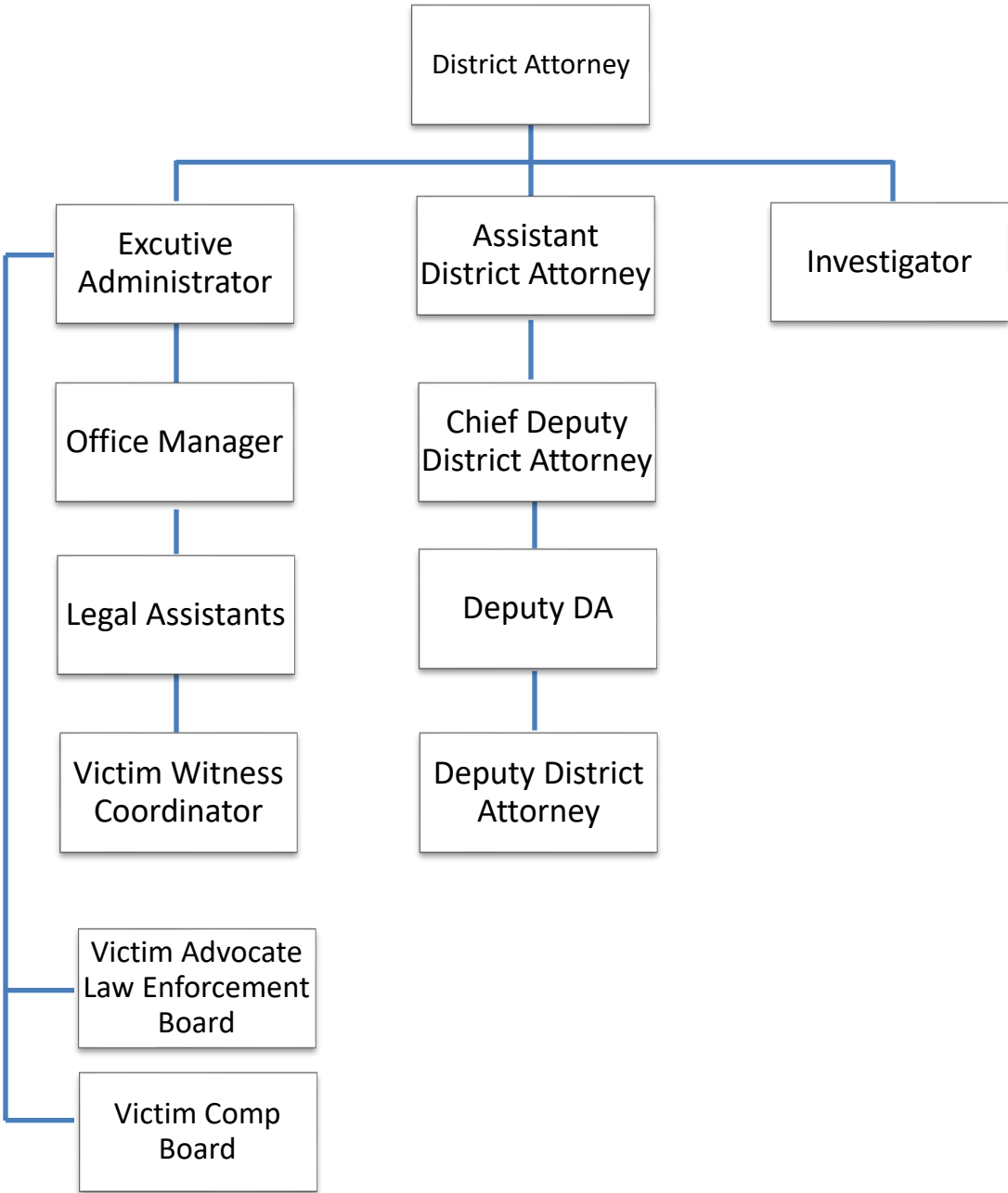
The District Attorney's Office is dedicated to providing members of our community with a safe place to live by pursuing justice through the fair and ethical prosecution of criminal offenders. We shall seek truth and justice in a professional manner and ensure crime victims are treated with fairness, dignity and respect.

Purpose of Department:

- ✓ The primary function of the District Attorney's Office is to assist in the investigation and undertake prosecution of those persons alleged to have committed crimes within the Fourteenth Judicial District of Colorado. Duties include advising laws enforcement officers on legal issues, reviewing search and arrest warrants and preparing and filing criminal complaints. It is the responsibility of our office to maintain contact with and explain the criminal justice process to victims and witnesses. Our office represents the People of the State of Colorado in various proceedings in arraignments, trials, sentencing hearings and post-conviction proceedings.
- ✓ The District Attorney's Office also prosecutes delinquency actions in which juveniles are charged with commissions of offenses. There are other ancillary proceedings also handled by our office, including civil forfeiture actions, Department of Motor Vehicles suspensions, revocations appeals and some county ordinance violation actions.

District Attorney Personnel Schedule	
Position Title	FTE
District Attorney	n/a
Total	0.00

District Attorney Organizational Chart



District Attorney Revenues

ORG	OBJ	DESCRIPTION	2022 Actual	2023 Actual	2024 Estimated	2025 Budget
20000002	45017	DA BUDGET OVERAGE	24,323	21,917	0	0
		Miscellaneous:	24,323	21,917	0	0
		Total Revenue:	24,323	21,917	0	0

District Attorney Expenditures

ORG	OBJ	DESCRIPTION DISTRICT ATTORNEY	2022 Actual	2023 Actual	2024 Estimate	2025 Budget
		WAGES	329,277	370,494	392,910	446,634
		FRINGE BENEFITS	127,295	163,606	174,140	188,137
		STATE FUNDS REIMB DA SALARY	(31,152)	(31,823)	(31,383)	(30,688)
20000002	50500	Personnel Expenditures:	425,420	502,277	535,667	604,083
		CONTRACT/PART TIME WAGES	600	600	600	0
		ACCOUNTING & AUDIT SERVICES	4,000	4,000	3,924	3,924
		OFFICE SUPPLIES	4,000	4,000	4,000	4,000
		OFFICE EQUIPMENT, MAINT & REPAIR	3,000	3,000	3,000	3,000
		OFFICE & CELLULAR PHONE	2,500	2,500	3,600	2,500
		COMPUTER SOFTWARE, EQUIP & SUPPORT	1,200	1,200	1,200	3,280
		PRINTING	1,000	1,000	500	500
		POSTAGE	2,700	2,700	2,700	1,500
		BOOKS PUBLICATIONS & CD ROM	500	500	500	500
		INVESTIGATOR SUPPLIES	500	500	500	500
		PHOTOGRAPHY & GRAPHICS	200	200	200	200
		TRAVEL	6,500	6,500	6,500	6,500
		WITNESS EXPENSES	4,000	4,000	4,000	4,000
		MISC. TRIAL EXPENSES	4,000	4,000	4,000	4,000
		TRANSCRIPTS	500	500	500	500
		VEHICLE MAINT. & REPAIR	800	800	1,200	1,200
		CDAC ASSESSMENT	4,100	4,100	4,100	4,100
		PROFESSIONAL DUES	1,300	1,300	1,300	1,300
		TRAINING TUITION	2,000	2,000	2,250	2,250
		TRAINING ROOM & BOARD	2,200	2,200	2,200	2,200
		INDENDENT IT SERVICES	0	15,809	16,748	16,748
		CAPITAL EXPENSE	9,120	9,500	9,600	9,120
		VALE GRANT/ADMIN	(8,640)	(10,000)	(9,600)	(9,600)
		MISC. REIMBURSEMENT	(500)	(500)	(500)	(500)
		TRIAL REIMBURSEMENT	(7,012)	(7,561)	(6,047)	(5,501)
20000002	50510	Operating Expenditures:	38,568	52,848	56,975	56,221
		Expenditure Total:	463,988	555,125	592,642	660,304

Moffat County Sheriff



Moffat County Sheriff: KC Hume
Phone: 970-824-4495
Email: khume@sheriff.moffat.co.us

Mission Statement:

To develop strong community partnerships while collaborating with our fellow public safety colleagues to provide superior public safety to all individuals.

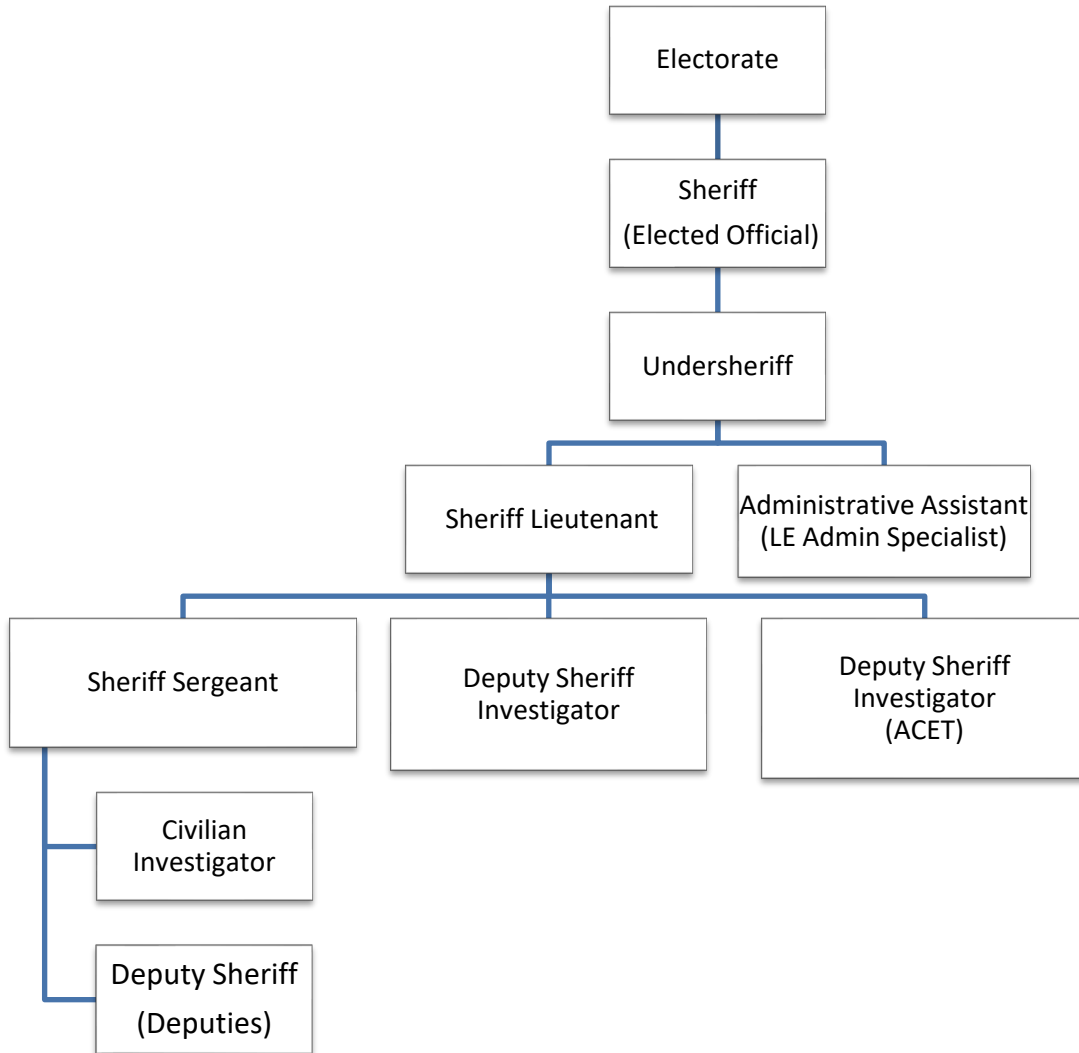
Purpose of Department:

- ✓ The function of the Sheriff's Office is to provide law enforcement to the unincorporated areas of Moffat County. Sheriff's deputies patrol 4,734 square miles, responding to calls for service, investigating crimes against persons and property, serving civil process, organizing command functions for Search and Rescue and wildland fire. Deterring violations of law, through proactive patrolling and enforcing applicable State laws and County resolutions is also an important function of the Sheriff's Office. The Sheriff's deputies also assist on transportation services for inmates and actively assist with wildland fire suppression operations.

Sheriff Personnel Schedule

Position Title	FTE
Sheriff	1.00
Undersheriff	1.00
Sheriff Lieutenant	1.00
Administrative Assistant	1.00
Sheriff Sergeant	2.00
Investigator/GRAMNET	1.00
Investigator Sargent	1.00
Civilian Investigator	1.00
Deputy Sheriff	8.00
Total	17.00

Moffat County Sheriff Organizational Chart



Sheriff Revenues

ORG	OBJ	DESCRIPTION	2022 Actual	2023 Actual	2024 Estimated	2025 Budget
		Federal:				
20500002	43012	FEDERAL VEST GRANT	1,838	3,294	3,000	3,000
		State:				
20500002	43413	STATE FOREST SERVICE GRANT	9,483	10,720	6,000	6,000
20500002	43414	STATE SEARCH & RESCUE	5,000	0	0	0
20500002	43416	STATE FINES	4,992	12,003	1,500	5,000
20500002	43406	STATE EIAF GRANT	61,003	0	0	0
		Intergovernmental:	82,316	26,016	10,500	14,000
20500002	44024	PENALTY ASSESSMENT	0	0	8,000	22,000
20500002	44025	DEPARTMENT FEES	45,798	50,947	30,000	30,000
		Charges for Services:	45,798	50,947	38,000	52,000
20500002	45015	DUI LEAF	4,407	2,762	4,500	4,500
20500002	46001	INSURANCE REIMBURSEMENT	2,995	17,378	0	0
20500002	46002	TRAVEL REIMBURSEMENT	0	2,400	0	0
20500002	46004	REIMBURSEMENT	38,513	2,218	1,000	1,000
20500002	46008	OVERTIME REIMBURSEMENT	0	0	5,000	0
20500002	46009	TRAINING REIMBURSEMENT	2,931	11,685	4,000	15,000
		Miscellaneous:	48,846	36,443	14,500	20,500
		Total Revenue:	176,961	113,407	63,000	86,500

Sheriff Expenditures

ORG	OBJ	DESCRIPTION	2022 Actual	2023 Actual	2024 Estimate	2025 Budget
30000003	50020	FULL TIME WAGES	275,594	315,631	530,000	575,000
30000003	50030	PART TIME WAGES	3,637	0	0	0
30000003	50042	OVER TIME	0	0	1,000	1,000
30000003	50046	LEAVE PAID OUT	529	21,964	0	0
30000003	50044	LONGEVITY	2,600	1,250	0	0
30000003	50060	FRINGE BENEFITS	139,674	165,370	300,000	320,000
30000003	50080	RETIREMENT	10,601	14,550	20,000	35,000
Personnel Expenditures:			432,636	518,765	851,000	931,000
30000003	52010	DINOSAUR SHERIFF	12	0	0	0
30000003	52013	ELEVATOR MAINTENANCE	2,110	1,082	1,300	1,200
30000003	52016	EQUIPMENT RENTAL	2,048	773	5,000	5,000
30000003	52029	MAINTENANCE CONTRACTS	44,085	107,926	0	0
30000003	52036	REPAIRS BUILDING	3,299	10,935	10,000	11,000
30000003	52037	REPAIRS EQUIP/MAINT	6,478	9,269	10,000	10,000
30000003	52042	UTILITIES STREET LIGHTS	0	8,056	0	0
30000003	52043	UTILITIES	172,605	201,846	182,070	205,000
30000003	52045	UTILITIES NORTH ANNEX	2,483	1,152	3,000	3,000
30000003	53042	TELEPHONE	1,278	361	1,862	500
30000003	53046	TRAVEL	0	0	238	500
30000003	54019	DINOSAUR WELCOME CENTER	10,694	18,400	10,000	20,000
30000003	54030	GAS & OIL	30	3,027	3,252	3,000
30000003	54033	MAINTENANCE SUPPLIES	2,112	13,317	15,327	19,000
30000003	54037	MISC EQUIPMENT	6,140	4,559	7,200	6,000
30000003	54038	MISCELLANEOUS	0	1,940	6,000	2,500
30000003	54045	OPERATING SUPPLIES	30,174	36,039	30,000	30,000
30000003	54058	RUGS	0	598	600	0
30000003	54078	UNIFORMS	319	500	1,000	1,500
Operating Expenditures:			283,866	419,778	286,849	318,200
30000003	60007	COURTHOUSE BLDG	0	17,850	50,000	50,000
30000003	60014	EQUIPMENT VEHICLES	0	38,444	134,400	70,000
30000003	60033	PUB SAFETY CENTER BUILDINGS	0	0	0	0
Capital Expenditures:			0	56,294	184,400	120,000
Expenditure Total:			716,502	994,837	1,322,249	1,369,200

Moffat County Coroner



Moffat County Coroner: Jesse Joe Arthurs
Phone: 970-326-3095
Email: coroner@moffatcounty.net

Mission Statement:

To serve the people of Moffat County in a responsible and compassionate manner.

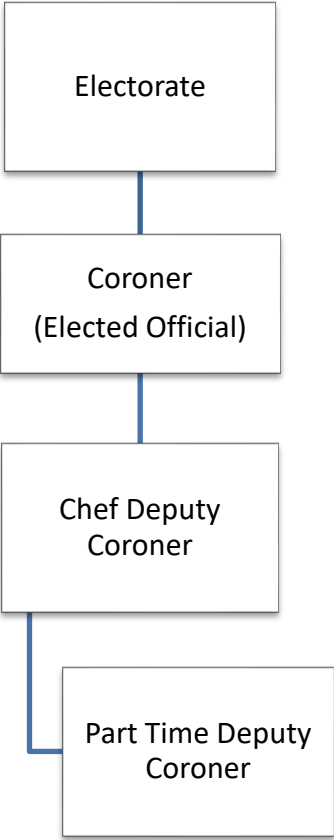
To Investigate all reportable deaths within the jurisdiction in a thorough manner in accordance with accepted standards in use today in this field while keeping in mind available resources of the County.

Purpose of Department:

- ✓ This is a statutory office pursuant to C.R.S. 30-10-518 and 30-10-601 through 30-10-621. The Coroner is elected to serve for a four-year term. The Coroner is authorized to appoint Deputies to serve in his absence.

Coroner Personnel Schedule	
Position Title	FTE
Coroner	1.00
Chef Deputy Coroner	0.50
Part Time Deputy Coroner	0.50
Total	2.00

Moffat County Coroner Organizational Chart



Coroner Revenues

ORG	OBJ	DESCRIPTION	2022 Actual	2023 Actual	2024 Estimated	2025 Budget
20800002	46004	REIMBURSEMENT	0	0	0	0
		Miscellaneous:	0	0	0	0
		Total Revenue:	0	0	0	0

Coroner Expenditures

ORG	OBJ	DESCRIPTION	2022 Actual	2023 Actual	2024 Estimate	2025 Budget
20800002	50010	ELECTED OFFICIAL WAGES	45,682	75,349	76,050	76,050
20800002	50030	PART TIME WAGES	9,284	10,472	28,500	40,000
20800002	50040	CALL OUT WAGES	0	0	8,500	58,500
20800002	50060	FRINGE BENEFITS	28,039	30,515	33,000	35,200
20800002	50080	RETIREMENT	2,741	4,521	4,600	4,600
		Personnel Expenditures:	85,747	120,857	150,650	214,350
20800002	51002	AUTOPSIES	42,545	35,090	30,000	30,000
20800002	51013	INIDIGENT BURIAL	859	0	1,500	1,500
20800002	51014	INVESTIGATOR FEES	0	0	0	0
20800002	52018	FACILITY RENTAL	0	0	0	0
20800002	52019	FACILITY USE FEE	0	0	0	0
20800002	52035	REPAIRS AUTO	417	0	500	500
20800002	53009	DUES & MEETINGS	1,355	1,587	1,587	1,587
20800002	53042	TELEPHONE	367	484	650	650
20800002	53045	TOXICOLOGY	0	0	0	0
20800002	53046	TRAVEL	339	665	600	600
20800002	53047	TRANSPORTATION	250	5,750	6,000	6,000
20800002	53056	EMPLOYEE EDUCATION	462	0	475	475
20800002	54015	COPIES	0	240	350	350
20800002	54038	MISCELLANEOUS	1,174	1,682	1,500	1,500
20800002	54045	OPERATING SUPPLIES	1,220	1,943	1,500	6,500
		Operating Expenditures:	48,987	47,441	44,662	49,662
			0	0	0	0
		Capital Expenditures:	0	0	0	0
		Expenditure Total:	134,734	168,298	195,312	264,012

Office of Emergency Management



Emergency Services Coordinator: Todd Wheeler
Phone: 970-826-2308

Mission Statement:

To enhance the safety of the residents of Moffat County and minimize the effects of natural and manmade disasters through coordinated planning and preparedness efforts conducted before, during, and after disasters.

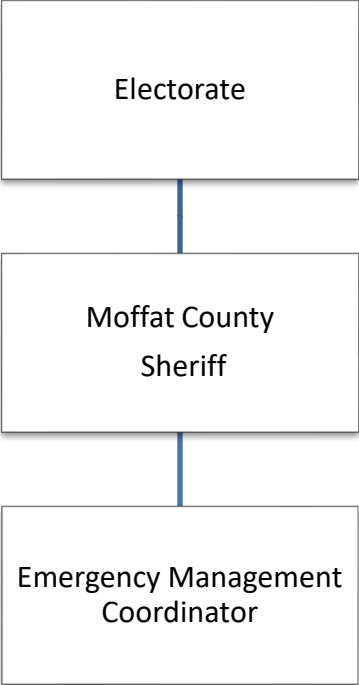
To assist all emergency response agencies in the county in fulfilling their mission through coordinated exercises.

Purpose of Department:

- ✓ Emergency management works to protect lives and property in Moffat County through effective emergency management practices and procedures. The office coordinates with local response agencies and elected officials to prevent, prepare for, mitigate, respond and recover from natural or human caused emergency situations. The emergency management coordinator remains active within the region and the state to ensure lines of communication and cooperation are maintained.
- ✓ Emergency management ensures that the county fulfills its statutorily required obligations to its citizens as it relates to disaster preparedness ensuring that emergency operations plan is updated as required. Funding for up to fifty percent of the costs for the emergency management program is eligible for reimbursement from the state. To ensure compliance with the grant guidance and ensure maximum reimbursement some special considerations are required.

Emergency Management Personnel Schedule	
Position Title	FTE
Emergency Management Coordinator	1.00
Total	1.00

Office of Emergency Management Organizational Chart



Emergency Management Revenues

ORG	OBJ	DESCRIPTION	2022 Actual	2023 Actual	2024 Estimated	2025 Budget
21512302	43009	FEDERAL EMERGENCY MNGMNT	21,329	0	0	0
		Intergovernmental:	21,329	0	0	0
		Total Revenue:	21,329	0	0	0

Emergency Management Expenditures

ORG	OBJ	DESCRIPTION	2022 Actual	2023 Actual	2024 Estimate	2025 Budget
21512302	50020	FULL TIME WAGES	69,352	66,498	74,318	78,900
21512302	50042	OVER TIME	3,550	7,164	0	0
21512302	50044	LONGEVITY	2,600	2,600	2,600	2,600
21512302	50060	FRINGE BENEFITS	34,520	33,579	36,000	37,800
21512302	50080	RETIREMENT	4,530	4,576	4,600	5,000
		Personnel Expenditures:	114,551	114,417	117,518	124,300
21512302	52035	REPAIRS AUTO	0	352	500	500
21512302	53009	DUES & MEETINGS	0	20	600	600
21512302	53042	TELEPHONE	2,248	1,704	1,900	1,900
21512302	53046	TRAVEL	35	226	2,500	2,500
21512302	54030	GAS & OIL	0	0	1,000	1,000
21512302	54037	MISC EQUIPMENT	1,049	1,264	3,000	3,000
21512302	54042	OFFICE SUPPLIES	142	82	1,000	1,000
21512302	54045	OPERATING SUPPLIES	305	155	1,700	1,700
		Operating Expenditures:	3,779	3,803	12,200	12,200
21512302	60011	EQUIPMENT MISCELLANEOUS	34,396	35,000	35,000	50,000
		Capital Expenditures:	34,396	35,000	35,000	50,000
		Expenditure Total:	152,727	153,219	164,718	186,500

Emergency Management Ambulance Revenues

ORG	OBJ	DESCRIPTION	2022 Actual	2023 Actual	2024 Estimated	2025 Budget
21512312	44019	EMERGENCY MNGMNT AMBULANCE	0	4,054	0	0
		Charges for Services:	0	4,054	0	0
		Total Revenue:	0	4,054	0	0

Emergency Management Ambulance Expenditures

ORG	OBJ	DESCRIPTION	2022 Actual	2023 Actual	2024 Estimate	2025 Budget
21512312	50050	CONTRACT LABOR	593	0	500	500
21512312	50040	CALL OUT WAGES	0	0	0	5,000
		Personnel Expenditures:	593	0	500	5,500
21512312	52029	MAINTENANCE CONTRACTS	1,676	0	2,000	2,000
21512312	53009	DUES & MEETINGS	0	250	1,000	1,000
21512312	53046	TRAVEL	39	45	4,000	4,000
21512312	54030	GAS & OIL	68	0	2,400	2,400
21512312	54037	MISC EQUIPMENT	9,636	9,100	10,000	10,000
21512312	54042	OFFICE SUPPLIES	133	52	500	500
21512312	54045	OPERATING SUPPLIES	3,448	1,289	4,000	4,000
		Operating Expenditures:	15,000	10,736	23,900	23,900
21512312	60011	EQUIPMENT MISCELLANEOUS	0	0	0	0
		Capital Expenditures:	0	0	0	0
		Expenditure Total:	15,593	10,736	24,400	29,400

Fire Control



Moffat County Sheriff: KC Hume
Phone: 970-824-4495
Email: khume@sheriff.moffat.co.us

Mission Statement:

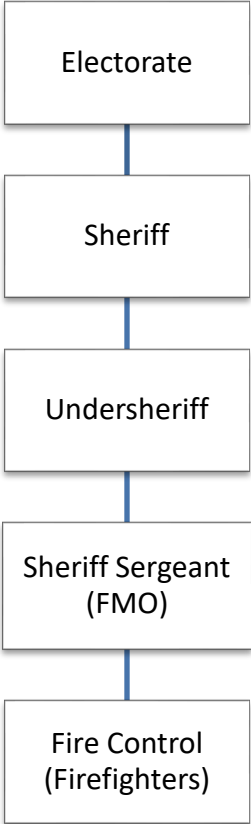
To provide for the public's safety and well-being as ordered by state statute. With financial assistance, have the ability to control and suppress wild-land fires on private and state owned property. With the assistance of the land owner, use fire as a resource to lower the number of fires that the Moffat County Sheriff's Office needs to respond to in the future. Help the citizens of Moffat County get a better understanding of the natural use of wild-land fires and the use of the 'Fire Wise Program' on their property. Maintain the equipment for a quick and reliable response to wild-land fires.

Purpose of Department:

Maintain current equipment and crew numbers in order to provide for protection of private and state lands. To suppress or control wild-land fires on private and state owned property in Moffat County. Assist the Bureau of Land Management, the National Park Service, National Wildlife Service and local Fire Districts with fire suppression on private, public and state lands.

Fire Control Personnel Schedule	
Position Title	FTE
Fire Control	0.00
Total	0.00

Fire Control Organizational Chart



Fire Control Revenues

ORG	OBJ	DESCRIPTION	2022 Actual	2023 Actual	2024 Estimated	2025 Budget
22000002	43413	STATE FOREST SERVICE GRANT	0	0	0	0
22000002	43430	STATE FIRE RELIEF FUND	0	0	0	0
Intergovernmental:			0	0	0	0
Total Revenue:			0	0	0	0

Fire Control Expenditures

ORG	OBJ	DESCRIPTION	2022 Actual	2023 Actual	2024 Estimate	2025 Budget
22000002	50040	CALL OUT WAGES	9,403	16,436	20,000	30,000
22000002	50042	OVER TIME	3,830	4,088	1,500	5,000
22000002	50060	FRINGE BENEFITS	5,162	8,174	10,000	15,000
22000002	50080	RETIREMENT	445	892	1,000	1,000
Personnel Expenditures:			18,840	29,589	32,500	51,000
22000002	52015	EMERGENCY FIRE FUND	163,506	7,201	100,000	100,000
22000002	52027	LEASING	410	400	400	400
22000002	53038	STATE FIRE FUND	7,702	14,281	8,000	8,000
22000002	54027	FOOD & MEALS	444	679	400	600
22000002	54030	GAS & OIL	0	0	0	0
22000002	54045	OPERATING SUPPLIES	2,600	3,478	1,000	1,500
Operating Expenditures:			174,662	26,038	109,800	110,500
CAPITAL OUTLAY			0	0	0	0
Capital Expenditures:			0	0	0	0
Expenditure Total:			193,502	55,627	142,300	161,500

Community Safety

Finance Director: Catherine Nielson
Phone: 970-824-9106
Email: cnielson@moffatcounty.net

Purpose of Department

- ✓ Animal Control - This is for the care and disposal of animals taken to the animal shelter.

- ✓ Colorado State Patrol - The Colorado State Patrol provides emergency dispatch services to the residents of Moffat County. The purpose of this request is to pay for personnel services and operating costs for Moffat County's portion of the dispatch fee schedule.

- ✓ Moffat County Hazmat - Per the 1999 Intergovernmental Agreement between Moffat County, the City of Craig, and the Craig Rural Fire Protection District, in the event of any cash shortfall the County and City will each contribute one-half of these amounts to balance the Hazmat Team's Budget

Community Safety Expenditures

ORG	OBJ	DESCRIPTION	2022 Actual	2023 Actual	2024 Estimate	2024 Budget
22500002	51023	STATE PATROL	58,683	80,467	80,500	90,000
22500002	52001	ANIMAL CONTROL	2,500	2,500	5,000	5,000
22500002	52049	COMMUNITY SERVICE	0	0	0	0
22500002	53014	HAZMAT	12,166	7,500	7,500	7,500
Operating Expenditures:			73,349	90,467	93,000	102,500
Expenditure Total:			73,349	90,467	93,000	102,500

Facility Maintenance



Facilities Director: Barry Barnes
Phone: 970-824-9107
Email: bbarnes@moffatcounty.net

Mission Statement:

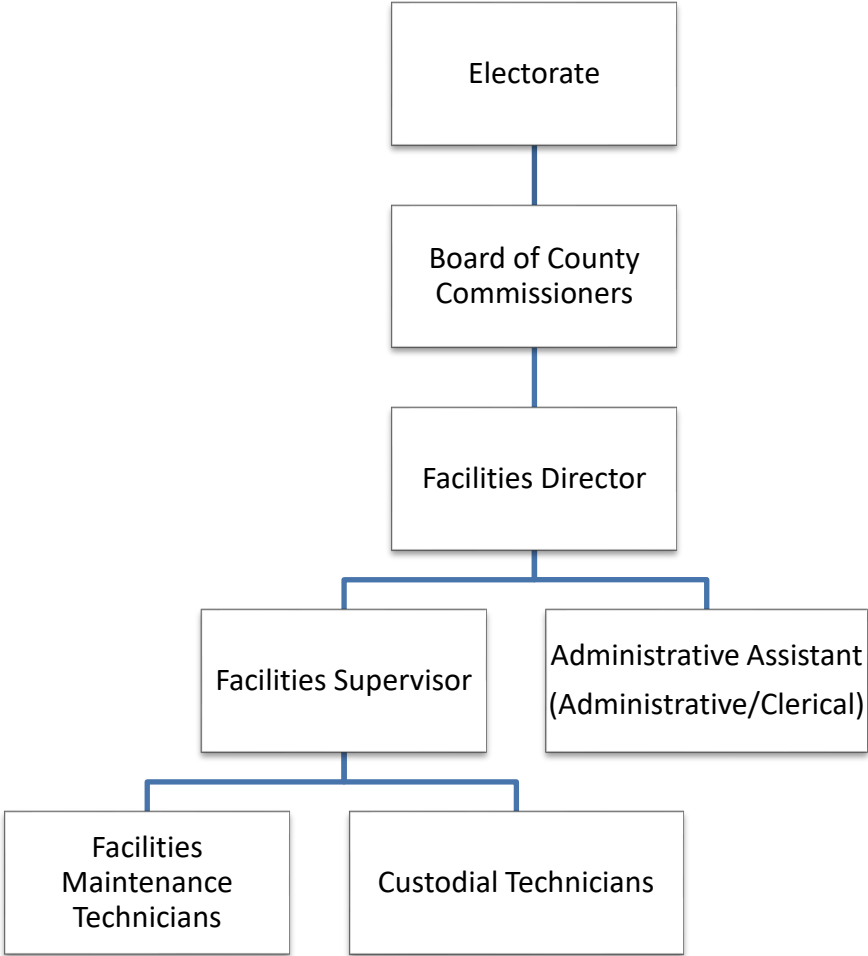
To provide a comfortable, safe and esthetically pleasing environment for staff and the citizens of Moffat County

Purpose of Department:

- ✓ This department is responsible for the repair and upkeep of the Courthouse, CSU Annex, Public Safety Center, Craig, Maybell and Dinosaur Libraries, Social Service buildings, Employee clinic and Dinosaur welcome center. Specific services provided include repair, replacement, and preventative maintenance of all mechanical, electrical and pneumatic equipment, oversee outside annual inspections (elevators, water black flow valves). We perform repairs on plumbing, HVAC, and general building repair. In addition, we maintain the grounds (lawns, flowerbeds, planters, sidewalks, parking lots) in a clean and professional manner.

Facilities Personnel Schedule	
Position Title	FTE
Facilities Director	1.00
Grounds & Building Supervisor	1.00
Grounds/Facility Maintenance Technician	4.00
Administrative Assistant	1.00
Custodial Technician	3.00
Total	10.00

Facilities Organizational Chart



Facility Maintenance Revenues

ORG	OBJ	DESCRIPTION	2022 Actual	2023 Actual	2024 Estimated	2025 Budget
30000003	45013	BUILDING USE	118,605	162,328	90,000	100,000
30000003	46001	INSURANCE REIMBURSEMENT	293	450	0	0
30000003	46004	REIMBURSEMENT	117,323	79,525	82,631	80,000
Miscellaneous:			236,221	242,302	172,631	180,000
Total Revenue:			236,221	242,302	172,631	180,000

Facility Maintenance Expenditures

ORG	OBJ	DESCRIPTION	2022 Actual	2023 Actual	2024 Estimate	2025 Budget
30000003	50020	FULL TIME WAGES	275,594	315,631	530,000	575,000
30000003	50030	PART TIME WAGES	3,637	0	0	0
30000003	50042	OVER TIME	0	0	1,000	1,000
30000003	50046	LEAVE PAID OUT	529	21,964	0	0
30000003	50044	LONGEVITY	2,600	1,250	0	0
30000003	50060	FRINGE BENEFITS	139,674	165,370	300,000	320,000
30000003	50080	RETIREMENT	10,601	14,550	20,000	35,000
Personnel Expenditures:			432,636	518,765	851,000	931,000
30000003	52013	ELEVATOR MAINTENANCE	2,110	1,082	1,300	1,200
30000003	52016	EQUIPMENT RENTAL	2,048	773	5,000	5,000
30000003	52029	MAINTENANCE CONTRACTS	44,085	107,926	0	0
30000003	52036	REPAIRS BUILDING	3,299	10,935	10,000	11,000
30000003	52037	REPAIRS EQUIP/MAINT	6,478	9,269	10,000	10,000
30000003	52042	UTILITIES STREET LIGHTS	0	8,056	0	0
30000003	52043	UTILITIES	172,605	201,846	182,070	205,000
30000003	52045	UTILITIES NORTH ANNEX	2,483	1,152	3,000	3,000
30000003	53042	TELEPHONE	1,278	361	1,862	500
30000003	53046	TRAVEL	0	0	238	500
30000003	54019	DINOSAUR WELCOME CENTER	10,694	18,400	10,000	20,000
30000003	54030	GAS & OIL	30	3,027	3,252	3,000
30000003	54033	MAINTENANCE SUPPLIES	2,112	13,317	15,327	19,000
30000003	54037	MISC EQUIPMENT	6,140	4,559	7,200	6,000
30000003	54038	MISCELLANEOUS	0	1,940	6,000	2,500
30000003	54045	OPERATING SUPPLIES	30,174	36,039	30,000	30,000
30000003	54058	RUGS	0	598	600	0
30000003	54078	UNIFORMS	319	500	1,000	1,500
Operating Expenditures:			283,866	419,778	286,849	318,200
30000003	60007	COURTHOUSE BLDG	0	17,850	50,000	50,000
30000003	60014	EQUIPMENT VEHICLES	0	38,444	134,400	70,000
Capital Expenditures:			0	56,294	184,400	120,000
Expenditure Total:			716,502	994,837	1,322,249	1,369,200

Weed & Pest Management



Weed & Pest Management Manager: Jesse Schroeder
Phone: 970-824-9184
Email: jschroeder@moffatcounty.net

Mission Statement:

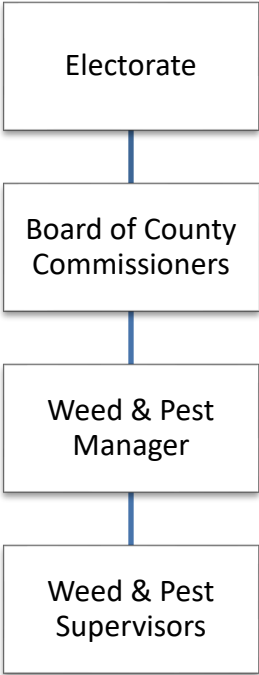
Work cooperatively with private individuals, State and Federal Agencies to implement a broad, efficient pest management program.

Purpose of Department:

- ✓ The Weed & Pest Management Department implements the State and County Undesirable Plant Management Plan including recommendations, physical assistance and herbicide applications. It directs broad based integrated plant management plans as part of the area's Coordinated Resource Management and other similar cooperative agreements. It assists cooperators in development and implementation of partnership agreements.
- ✓ It does mosquito abatement through a comprehensive integrated management plan with the focus being on larval control of mosquitoes in the Craig and Maybell recreational, residential, and surrounding areas. Including the trapping of adult mosquitoes and testing for vector borne diseases.
- ✓ Weed & Pest Management treats Mormon Crickets and Grasshopper infestations for members of the Pest District on a complaint basis.

Weed & Pest Management Personnel Schedule	
Position Title	FTE
Weed & Pest Manager	1.00
Weed & Pest Supervisors	1.00
Administrative Supervisor	0.05
Staff Assistant	0.05
Contract Labor	0.00
Total	2.10

Weed & Pest Management Organizational Chart



Weed & Pest Management Revenues

ORG	OBJ	DESCRIPTION	2022 Actual	2023 Actual	2024 Estimated	2025 Budget
30500003	44025	DEPARTMENT FEES	11,568	9,184	15,000	10,000
Charges for Services:			11,568	9,184	15,000	10,000
30500003	46004	REIMBURSEMENT	0	85	0	0
30500003	46016	WEED & PEST PARTNERSHIP	0	39,896	0	40,000
Miscellaneous:			0	39,981	0	40,000
Total Revenue:			11,568	49,166	15,000	50,000

Weed & Pest Management Expenditures

ORG	OBJ	DESCRIPTION	2022 Actual	2023 Actual	2024 Estimate	2025 Budget
30500003	50020	FULL TIME WAGES	60,064	69,409	69,500	72,700
30500003	50025	FULL TIME SHARED WAGES	2,449	2,878	2,700	3,000
30500003	50030	PART TIME WAGES	20,615	22,550	38,800	60,000
30500003	50035	PART TIME SHARED WAGES	730	1,074	1,200	1,400
30500003	50042	OVER TIME	107	0	0	0
30500003	50044	LONGEVITY	113	0	130	130
30500003	50050	CONTRACT LABOR	31,963	33,906	49,000	69,000
30500003	50060	FRINGE BENEFITS	20,582	21,710	26,500	35,000
30500003	50080	RETIREMENT	3,767	4,337	4,400	5,000
Personnel Expenditures:			140,390	155,865	192,230	246,230
30500003	52001	ANIMAL CONTROL	10,000	10,000	10,000	10,000
30500003	52036	REPAIRS BUILDING	487	160	1,000	1,000
30500003	52037	REPAIRS EQUIP/MAINT	7,200	2,838	10,000	10,000
30500003	52043	UTILITIES	5,514	6,403	5,722	6,500
30500003	53009	DUES & MEETINGS	888	1,473	1,500	1,500
30500003	53010	EDUCATION	718	439	2,500	2,500
30500003	53036	SPRAYING	17,323	18,750	16,000	26,000
30500003	53042	TELEPHONE	0	0	1,500	1,500
30500003	53046	TRAVEL	512	0	2,500	2,500
30500003	53060	RANGELAND PEST	4,725	10,188	5,000	20,000
30500003	54037	MISC EQUIPMENT	6,258	1,030	5,000	5,000
30500003	54038	MISCELLANEOUS	564	121	5,000	5,000
30500003	54039	MOSQUITO SUPPLIES	28,102	34,139	42,320	42,320
30500003	54042	OFFICE SUPPLIES	0	77	1,500	1,500
30500003	54045	OPERATING SUPPLIES	41,635	32,730	33,000	33,000
30500003	54091	PARTNERSHIP EXPENSE	0	39,896	0	0
Operating Expenditures:			123,925	158,242	142,542	168,320
30500003	60011	EQUIPMENT MISCELLANEOUS	14,637	43,652	10,000	28,000
30500003	60014	EQUIPMENT VEHICLES	0	0	56,000	70,000
Capital Expenditures:			14,637	43,652	66,000	98,000
Expenditure Total:			278,953	357,759	400,772	512,550

Moffat County Fairgrounds



Fairgrounds / Cemetery Director: Kyler Scott
Phone: (970) 824-5708
Email: mocofair@moffatcounty.net

Mission Statement:

To maintain, operate and improve a safe high-quality facility for numerous uses by the general public and private sector.

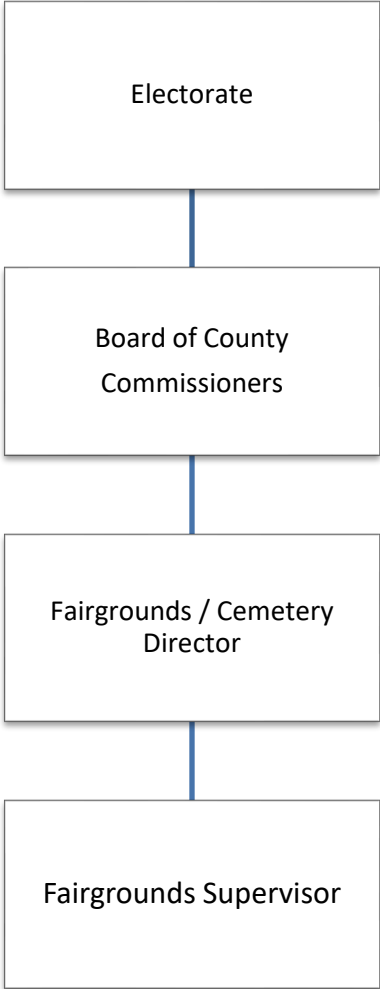
Purpose of Department:

The Moffat County Fairgrounds provides multiple areas for a variety of activities. A facility for livestock work and recreation, rodeos, roping, barrel racing, horse and livestock shows, horse racing, auctions, and the county fair. A pavilion with a full kitchen is used for many functions such as family gatherings, parties, dances, theater performances, concessions, etc. There is a large area under the grandstands, which contains a concession area facing the arenas. The center area of the grandstand building is used for meetings, wagering area in conjunction with the horse races, dances, dog classes, and public auctions. There is a large restroom in this building which is used during most arena activities. The indoor barn area is 240' X 100' has a heated office area and restrooms. The covered horse stall area is 120 12' x 12' that are used mostly in conjunction with scheduled events and overnight travelers. The covered picnic shelter area is 60' x 60 that is landscaped and has 4 Smoking Joe BBQ grills and 24 – 8' picnic tables. The picnic shelter provides a nice place for activities during the county fair and is also used for family gatherings and picnics. Along with the picnic shelter there is a restroom / shower house that provides added restrooms and showers for scheduled events, and picnics. RV hookups and a playground and have recently been added.

- ✓ Building cleaning / repair
- ✓ Arena ground preparation
- ✓ Trash pickup and removal
- ✓ Irrigation, mowing, and landscaping
- ✓ Cleanup and removal of manure
- ✓ Painting and repair of fences
- ✓ Planning and implementing improvement projects

Fairgrounds Personnel Schedule	
Position Title	FTE
Fairgrounds Cemetery Director	1.00
Fairgrounds Supervisor	1.00
Contract Labor	0.00
Total	2.00

Fairgrounds Organizational Chart



Fairgrounds Revenues

ORG	OBJ	DESCRIPTION	2022	2023	2024	2025
			Actual	Actual	Estimated	Budget
31000003	44023	CAMPGROUND RENTAL	4,528	4,403	3,000	3,000
31000003	44025	DEPARTMENT FEES	29,335	31,180	22,000	22,000
31000003	44039	RV DUMP FEES	8,908	15,199	8,000	8,000
Charges for Services:			42,771	50,782	33,000	33,000
31000003	45001	MISCELLANEOUS	15	19	0	0
31000003	46004	REIMBURSEMENT	0	4,000	0	0
Miscellaneous:			15	4,019	0	0
Total Revenue:			42,785	54,801	33,000	33,000

Fairgrounds Expenditures

ORG	OBJ	DESCRIPTION	2022	2023	2024	2025
			Actual	Actual	Estimate	Budget
31000003	50020	FULL TIME WAGES	96,285	140,771	150,500	206,100
31000003	50042	OVER TIME	1,378	3,070	3,500	3,500
31000003	50044	LONGEVITY	2,600	2,600	2,600	0
31000003	50046	LEAVE PAID OUT	3,557	0	22,000	0
31000003	50050	CONTRACT LABOR	33,005	49,617	53,000	73,000
31000003	50060	FRINGE BENEFITS	43,569	51,152	70,000	111,000
31000003	50080	RETIREMENT	6,099	8,786	9,000	12,720
Personnel Expenditures:			186,493	255,997	310,600	406,320
31000003	52020	UTILITIES MACHINE HIRE	1,978	1,910	1,800	2,500
31000003	52025	FAIRGROUNDS JANITORIAL	0	0	0	6,000
31000003	52029	MAINTENANCE CONTRACTS	4,472	4,837	5,600	6,000
31000003	52036	REPAIRS BUILDING	452	691	1,500	7,500
31000003	52037	REPAIRS EQUIP/MAINT	6,484	10,904	7,500	15,000
31000003	52043	UTILITIES	53,551	59,293	67,000	67,000
31000003	53042	TELEPHONE	1,821	1,453	2,500	2,500
31000003	54030	GAS & OIL	197	223	400	400
31000003	54033	MAINTENANCE SUPPLIES	9,624	9,664	11,000	8,000
31000003	54038	MISCELLANEOUS	2,075	225	0	0
Operating Expenditures:			80,654	89,200	97,300	114,900
31000003	60011	EQUIPMENT MISCELLANEOUS	77,063	150	0	20,000
31000003	60014	EQUIPMENT VEHICLES	0	0	60,000	0
31000003	60016	FAIRGROUNDS BLDG	32,908	11,600	0	155,000
Capital Expenditures:			109,971	11,750	60,000	175,000
Expenditure Total:			377,117	356,946	467,900	696,220

Cemetery



Cemetery/Fairgrounds Director: Kyler Scott
Phone: 970-824-5708
Email: mocofair@moffatcounty.net

Mission Statement:

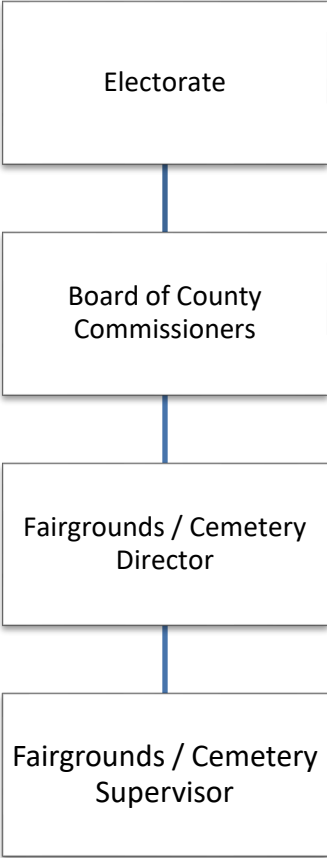
It is the mission of the Moffat County Cemetery to maintain burial records, the collection of monies from the sale of burial spaces, openings and maintain the cemetery grounds.

Purpose of Department:

- ✓ To operate and maintain the Cemetery Grounds
- ✓ Plan and implement future development projects
- ✓ Maintain burial records and collect fees from the sale of burial spaces and openings

Cemetery Personnel Schedule	
Position Title	FTE
Fairgrounds / Cemetery Supervisor	1.00
Total	1.00

Cemetery Organizational Chart



Cemetery Revenues

ORG	OBJ	DESCRIPTION	2022	2023	2024	2025
			Actual	Actual	Estimated	Budget
31500003	44029	CEMETERY OPENINGS	15,600	10,140	15,000	10,000
31500003	44030	CEMETERY SALE OF LOTS	12,905	9,140	8,000	8,000
31500003	44031	CEMETERY VASES FOUNDATION	207	207	200	200
Charges for Services:			28,712	19,487	23,200	18,200
31500003	45001	MISCELLANEOUS	1	1	0	0
31500003	46004	REIMBURSEMENT	0	825	0	0
31500003	45008	DONATIONS	40	0	0	0
Miscellaneous:			41	826	0	0
Total Revenue:			28,752	20,312	23,200	18,200

Cemetery Expenditures

ORG	OBJ	DESCRIPTION	2022	2023	2024	2025
			Actual	Actual	Estimate	Budget
31500003	50020	FULL TIME WAGES	44,353	51,926	52,000	64,000
31500003	50042	OVER TIME	766	313	0	0
31500003	50060	FRINGE BENEFITS	28,066	28,902	30,000	33,000
31500003	50080	RETIREMENT	2,707	3,134	3,120	3,900
Personnel Expenditures:			75,893	84,275	85,120	100,900
31500003	52020	UTILITIES GARBAGE REMOVAL	840	250	850	850
31500003	52036	REPAIRS BUILDING	0	0	0	1,000
31500003	52037	REPAIRS EQUIP/MAINT	1,714	1,639	2,500	5,000
31500003	52043	UTILITIES	34,402	38,583	40,500	40,500
31500003	54030	GAS & OIL	0	431	400	400
31500003	54038	MISCELLANEOUS	0	0	0	0
31500003	54045	OPERATING SUPPLIES	4,805	10,014	7,500	7,500
Operating Expenditures:			41,760	50,918	51,750	55,250
31500003	60011	EQUIPMENT MISCELLANEOUS	10,828	0	0	56,000
31500003	60014	EQUIPMENT VEHICLES	0	0	60,000	60,000
Capital Expenditures:			10,828	0	60,000	116,000
Expenditure Total:			128,481	135,192	196,870	272,150

Parks & Recreation



Facilities Director: Barry Barnes
Phone: 970-824-9107
Email: bbarnes@moffatcounty.net

The Mission of Moffat County Parks and Recreation Department provide clean and well-maintained recreational facilities for the residents of Moffat County and visitors.

Purpose of Department:

The Moffat County Parks and Recreation is currently managed by the Moffat County Facilities Department. The costs included in the Moffat County Parks and Recreation budget include park specific expenses.

Parks & Recreation Facilities include:

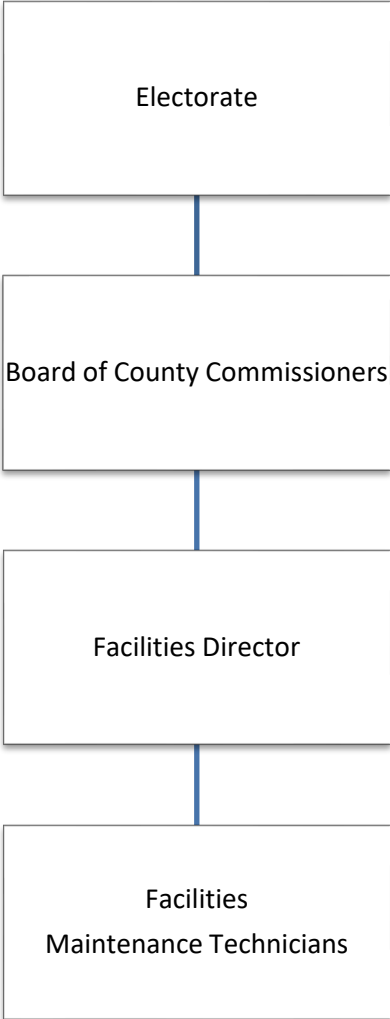
- ✓ Four-field Softball Complex
- ✓ Ice Arena; mid-October through March
- ✓ Roller Blade Field House and Community Building: used throughout the Summer
- ✓ Soccer Field
- ✓ 2 -Community Picnic Shelters, Picnic Area; with tables and playground equipment and restroom.
- ✓ There is also a Kiwanis Trail and other hiking trails, canoe launch area with picnic area, lakefront with handicapped access dock and fishing area with picnic tables, and a Disc Golf Course.
- ✓ Community stage and electrical system upgrade in surrounding field.

Events during the year include:

- ✓ 6-9 Softball and Baseball Tournaments
- ✓ Hockey Tournaments
- ✓ Several large Company Picnics
- ✓ Scouting Functions
- ✓ Mud Volleyball Games and other events
- ✓ There are many scheduled uses of the facilities such as family and business picnics, wedding receptions, graduation parties, class reunions, high school cross country practices and meets and some camping by permit.
- ✓ Whittle of the Woods and misc. festivals

Parks & Recreation Personnel Schedule	
Position Title	FTE
Grounds/Facility Maintenance Technician	2.00
Total	2.00

Parks & Recreation Organizational Chart



Parks & Recreation Revenues

ORG	OBJ	DESCRIPTION	2022 Actual	2023 Actual	2024 Estimated	2025 Budget
32000003	44020	ICE RINK	65,600	57,389	40,000	1,000
32000003	44023	CAMPGROUND RENTAL	430	0	100	100
32000003	44025	DEPARTMENT FEES	3,850	4,875	5,000	5,000
32000003	44026	CONCESSIONS	442	643	400	0
Charges for Services:			70,322	62,907	45,500	6,100
32000003	45012	HAY LEASE	9,500	9,500	9,500	9,500
32000003	45001	MISCELLANEOUS	2	1	0	0
32000003	46004	REIMBURSEMENT	665	3,710	0	0
Miscellaneous:			10,168	13,212	9,500	9,500
Total Revenue:			80,490	76,119	55,000	15,600

Parks & Recreation Expenditures

ORG	OBJ	DESCRIPTION	2022 Actual	2023 Actual	2024 Estimate	2025 Budget
32000003	50020	FULL TIME WAGES	77,726	91,078	97,000	107,200
32000003	50042	OVER TIME	0	46	500	500
32000003	50060	FRINGE BENEFITS	25,247	28,329	35,000	39,000
32000003	50080	RETIREMENT	1,723	5,327	7,000	7,000
Personnel Expenditures:			104,696	124,780	139,500	153,700
32000003	52023	ICE ARENA COMPRESSOR	7,391	8,000	8,000	0
32000003	52036	REPAIRS BUILDING	5,457	3,137	3,517	3,517
32000003	52037	REPAIRS EQUIP/MAINT	3,383	3,639	5,682	5,682
32000003	52043	UTILITIES	43,866	44,034	60,000	60,000
32000003	53006	DEEP CUT DITCH	544	544	545	545
32000003	53042	TELEPHONE	415	419	440	440
32000003	54012	CONCESSIONS	987	183	1,500	0
32000003	54030	GAS & OIL	0	0	6,396	6,396
32000003	54037	MISC EQUIPMENT	2,805	0	3,162	3,162
32000003	54038	MISCELLANEOUS	525	1,725	2,222	2,222
32000003	54045	OPERATING SUPPLIES	17,179	13,687	17,345	17,345
32000003	54078	UNIFORMS	215	462	1,000	500
Operating Expenditures:			82,767	75,830	109,809	99,809
32000003	60014	EQUIPMENT VEHICLES	0	0	0	70,000
32000003	60004	CAPITAL IMPROVEMENT	0	5,445	0	255,000
32000003	60011	EQUIPMENT MISCELLANEOUS	14,505	100,600	0	28,000
Capital Expenditures:			14,505	106,045	0	353,000
Expenditure Total:			201,967	306,655	249,309	606,509

Sherman Youth Camp



Facilities Director: Barry Barnes
Phone: 970-824-9107
Email: bbarnes@moffatcounty.net

Purpose of Department:

The Sherman Youth Camp is currently managed by the Moffat County Facilities Department. The major use of camping facilities at Sherman Youth Camp occurs at the end of May through middle of November.

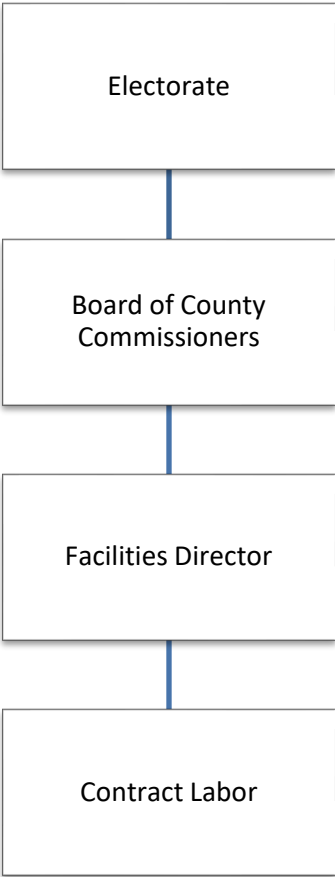
The Services at Sherman Youth Camp are provided for Youth Groups; Boy and Girl Scouts, School Groups, 4-H Groups, family camping and other groups.

Services Include:

- ✓ Camp sites with drinking water, pavilion with stove, refrigerators, sinks, tables, some utensils for cooking meals, and another room that can be used for meetings, games and/or sleeping.
- ✓ There is a playground area with volleyball court, horseshoe pits, hiking trails, and campfire area and restroom facilities. A generator is on site for electrical service and well water pump operation. The County also maintains Freeman Reservoir.

Sherman Youth Camp Personnel Schedule	
Contract Labor	FTE
Sherman Youth Camp	0.00
Total	0.00

Sherman Youth Camp Organizational Chart



Sherman Youth Camp Revenues

ORG	OBJ	DESCRIPTION	2022 Actual	2023 Actual	2024 Estimated	2025 Budget
32500003	44023	CAMPGROUND RENTAL	4,428	0	6,000	0
32500003	44041	DAY USE FEE	105	0	500	0
325FRMN3	44023	CAMPGROUND RENTAL	6,816	5,472	4,000	4,000
325FRMN3	44041	DAY USE FEE	2,292	1,371	1,000	1,000
Charges for Services:			13,640	6,843	11,500	5,000
32500003	45001	MISCELLANEOUS	21	13	0	0
32500003	46001	INSURANCE REIMBURSEMENT	3,073	156,299	0	0
Miscellaneous:			3,094	156,311	0	0
Total Revenue:			16,734	163,155	11,500	5,000

Sherman Youth Camp Expenditures

ORG	OBJ	DESCRIPTION	2022 Actual	2023 Actual	2024 Estimate	2025 Budget
32500003	50050	CONTRACT LABOR	9,267	7,976	13,710	13,710
Personnel Expenditures:			9,267	7,976	13,710	13,710
32500003	52017	FACILITY EXPENSE	130	127	0	0
32500003	52036	REPAIRS BUILDING	0	0	186	186
32500003	52037	REPAIRS EQUIP/MAINT	167	0	588	588
32500003	54045	OPERATING SUPPLIES	3,954	1,195	4,466	4,466
32500003	54038	MISCELLANEOUS	0	0	450	450
325FRMN3	54045	OPERATING SUPPLIES	474	1,021	650	650
Operating Expenditures:			4,725	2,343	6,340	6,340
32500003	60004	CAPITAL IMPROVEMENTS	0	0	0	0
32500003	60040	SYC LODGE	0	19,590	189,187	189,187
Capital Expenditures:			0	19,590	189,187	189,187
Expenditure Total:			13,992	29,909	209,237	209,237

Maybell Ambulance



Mission Statement:

To provide exemplary EMTB pre-hospital care to all in need of ambulance services within the MVA district as outlined by the Moffat County Board of County Commissioners

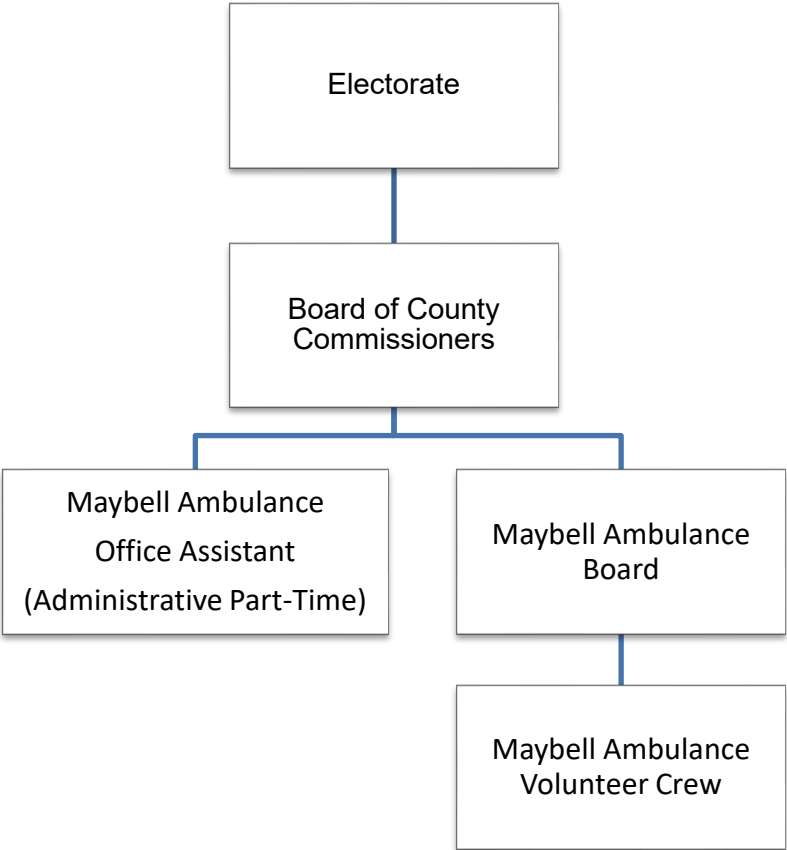
Purpose of Department:

Maybell Ambulance Provides to its community:

- ✓ 2 Full service ambulances (licensed)
- ✓ 7 EMT Basics
- ✓ Assistance available from Maybell Volunteer Fire Department, TMH Ambulance ALS services, and other agencies

Maybell Ambulance Personnel Schedule	
Position Title	FTE
Maybell Ambulance Office Assistant	0.25
Maybell Ambulance Call-Out	n/a
Total	0.25

Maybell Ambulance Organizational Chart



Maybell Ambulance Revenues

ORG	OBJ	DESCRIPTION	2022 Actual	2023 Actual	2024 Estimated	2025 Budget
40000004	44025	DEPARTMENT FEES	3,529	852	5,000	1,000
		Charges for Services:	3,529	852	5,000	1,000
40000004	46004	REIMBURSEMENT	4,271	3,123	0	0
40000004	45008	DONATIONS	2,675	1,000	0	0
40000004	46001	INSURANCE REIMBURSEMENT	6,809	0	0	0
		Miscellaneous:	13,755	4,123	0	0
		Total Revenue:	17,284	4,975	5,000	1,000

Maybell Ambulance Expenditures

ORG	OBJ	DESCRIPTION	2022 Actual	2023 Actual	2024 Estimate	2025 Budget
40000004	50030	PART TIME WAGES	7,935	8,542	8,542	17,200
40000004	50040	CALL OUT WAGES	10,950	9,950	10,000	10,000
40000004	50060	FRINGE BENEFITS	4,029	3,525	4,600	6,300
		Personnel Expenditures:	22,914	22,016	23,142	33,500
40000004	52029	MAINTENANCE CONTRACTS	0	217	1,500	1,500
40000004	52035	REPAIRS AUTO	7,087	4,519	5,000	5,000
40000004	52036	REPAIRS BUILDING	604	0	0	0
40000004	52038	RADIO REPAIR/MAINTENANCE	0	0	0	0
40000004	52043	UTILITIES	3,950	5,530	15,000	10,000
40000004	53042	TELEPHONE	1,730	1,370	1,500	1,500
40000004	53046	TRAVEL	85	831	1,000	1,000
40000004	53056	EMPLOYEE EDUCATION	4,624	3,887	2,500	2,500
40000004	54030	GAS & OIL	1,775	2,118	1,500	2,200
40000004	54037	MISC EQUIPMENT	6,624	106	5,000	5,000
40000004	54038	MISCELLANEOUS	1,095	722	1,000	1,000
40000004	54042	OFFICE SUPPLIES	597	508	500	500
40000004	54045	OPERATING SUPPLIES	3,007	3,813	4,500	4,500
40000004	58008	FEES	166	0	1,000	1,000
		Operating Expenditures:	31,345	23,622	40,000	35,700
40000004	60014	EQUIPMENT VEHICLES	0	0	0	0
		Capital Expenditures:	0	0	0	0
		Expenditure Total:	54,258	45,639	63,142	69,200

Maybell Volunteer Fire



Maybell Volunteer Fire Department Board
Maybell Volunteer Department Garage Address:
121 Fellows
Maybell, CO 81640

Mission Statement:

To ensure prompt, safe and secure coverage of all structure and wild land fires in and around Maybell as directed in our by-laws. Also, to provide assistance to Maybell volunteer ambulance through our rescue truck and extrication operations

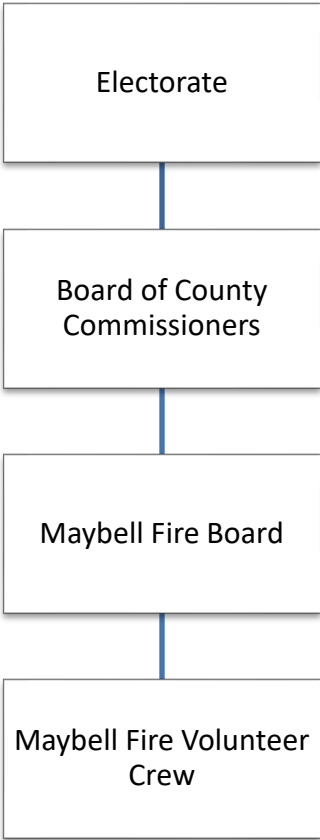
Purpose of Department:

To provide emergency services on a volunteer basis to the Maybell area with:

- ✓ One Rescue Truck
- ✓ One Brush Truck
- ✓ One 3,000 Gallon Fire Tender
- ✓ One FWD Fire Truck (to be replaced)
- ✓ Twelve Volunteer Fire Fighters
- ✓ Approximately twenty other fire department members volunteer (support services)
- ✓ One five-member fire board appointed by Moffat County BOCC
- ✓ Volunteers trained on equipment, CPR, extrication, medical assistance and first strike wild land and structure fire assistance.

Maybell Fire Department Personnel Schedule	
Position Title	FTE
Maybell Fire Call-Out	n/a
Total	0.00

Maybell Fire Organizational Chart



Maybell Fire Revenues

ORG	OBJ	DESCRIPTION	2022 Actual	2023 Actual	2024 Estimated	2025 Budget
40500004	45001	MISCELLANEOUS	6,707	3,550	0	0
40500005	46004	REIMBURSEMENT	137	0	0	0
Miscellaneous:			6,844	3,550	0	0
Total Revenue:			6,844	3,550	0	0

Maybell Fire Expenditures

ORG	OBJ	DESCRIPTION	2022 Actual	2023 Actual	2024 Estimate	2025 Budget
40500004	50030	PART TIME WAGES	0	484	500	500
40500004	50040	CALL OUT WAGES	3,425	7,954	7,000	8,000
40500004	50042	OVER TIME	2,139	0	0	0
40500004	50060	FRINGE BENEFITS	1,864	3,261	2,900	4,625
40500004	50080	RETIREMENT	69	152	125	125
Personnel Expenditures:			7,497	11,851	10,525	13,250
40500004	52035	REPAIRS AUTO	2,434	5,034	2,500	2,500
40500004	52038	RADIO REPAIR/MAINTENANCE	0	193	0	0
40500004	52043	UTILITIES	3,395	4,737	7,650	7,650
40500004	53009	DUES & MEETINGS	0	37	0	0
40500004	53056	EMPLOYEE EDUCATION	190	0	0	0
40500004	54030	GAS & OIL	653	496	600	600
40500004	54037	MISC EQUIPMENT	756	4,920	0	0
40500004	54038	MISCELLANEOUS	625	795	700	700
40500004	54045	OPERATING SUPPLIES	396	4,208	9,000	9,000
Operating Expenditures:			8,448	20,419	20,450	20,450
40500004	60014	EQUIPMENT VEHICLES	0	0	60,000	0
Capital Expenditures:			0	0	60,000	0
Expenditure Total:			15,946	32,270	90,975	33,700

Veteran's Officer



Veteran's Officer: Ron Eplin
Phone: 970-824-0384
Email: veterans@moffatcounty.net

Mission Statement:

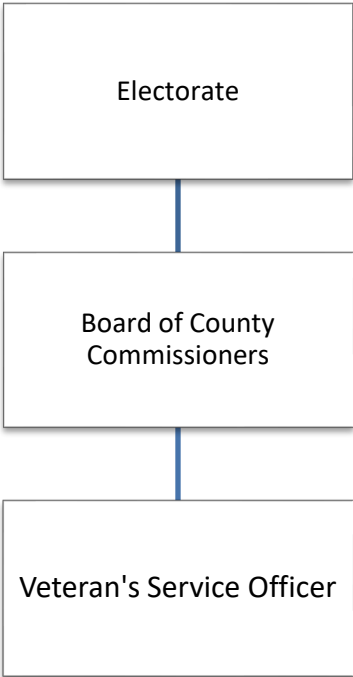
To Put the Veteran First" Offering veterans, their families and dependents in the State of Colorado, especially residents of Moffat and surrounding counties, support and assistance in filing claims they may be entitled and offering transportation to and from veteran medical facilities.

Purpose of Department:

- ✓ It is the duty of the Veteran's Service Officer and assistant to assist residents of the State of Colorado, especially residents of Moffat and surrounding counties, who served honorably in the United States Armed Services or Merchant Marines and their surviving spouses and dependents, administrators, executors, guardians, conservators, and or heirs of any such veteran: or any other person who may have proper claim, by assisting and filing claims for insurance, health care enrollment, pensions, disability compensations, hospitalization (including transport to local or Veteran Medical Facilities: employment and vocational rehabilitation i.e. educational, burial, home loans, etc.) or any other benefits that they may be entitled.

Veteran's Officer Personnel Schedule	
Position Title	FTE
Veteran's Service Officer	0.50
Total	0.50

Veteran's Officer Organizational Chart



Veteran's Officer Revenues

ORG	OBJ	DESCRIPTION	2022 Actual	2023 Actual	2024 Estimated	2025 Budget
41000004	43412	STATE VETERANS OFFICER	14,400	13,735	14,700	14,700
		Intergovernmental:	14,400	13,735	14,700	14,700
		Total Revenue:	14,400	13,735	14,700	14,700

Veteran's Officer Expenditures

ORG	OBJ	DESCRIPTION	2022 Actual	2023 Actual	2024 Estimate	2025 Budget
41000004	50030	PART TIME WAGES	19,137	18,355	19,500	20,000
41000004	50060	FRINGE BENEFITS	1,485	1,423	1,600	1,650
		Personnel Expenditures:	20,622	19,778	21,100	21,650
41000004	52027	LEASING	2,432	2,432	0	0
41000004	52035	REPAIRS AUTO	0	413	1,000	1,000
41000004	53002	ADVERTISING/LEGAL NOTICES	0	0	500	500
41000004	53042	TELEPHONE	1,324	418	800	800
41000004	53046	TRAVEL	0	272	1,000	1,000
41000004	54042	OFFICE SUPPLIES	821	457	1,000	1,000
41000004	54049	POSTAGE	0	0	150	150
		Operating Expenditures:	4,577	3,991	4,450	4,450
			0	0	0	0
		Capital Expenditures:	0	0	0	0
		Expenditure Total:	25,199	23,769	25,550	26,100

Youth Services



Positive Youth Development Restorative Justice



Fairness & Equity

Public Safety

Youth Services Director/Colorado Youth Detention Continuum (CYDC) Case Manager
Tara Wojtkiewicz
Phone: 970-824-9150
Email: diversion@moffatcounty.net

Mission Statement

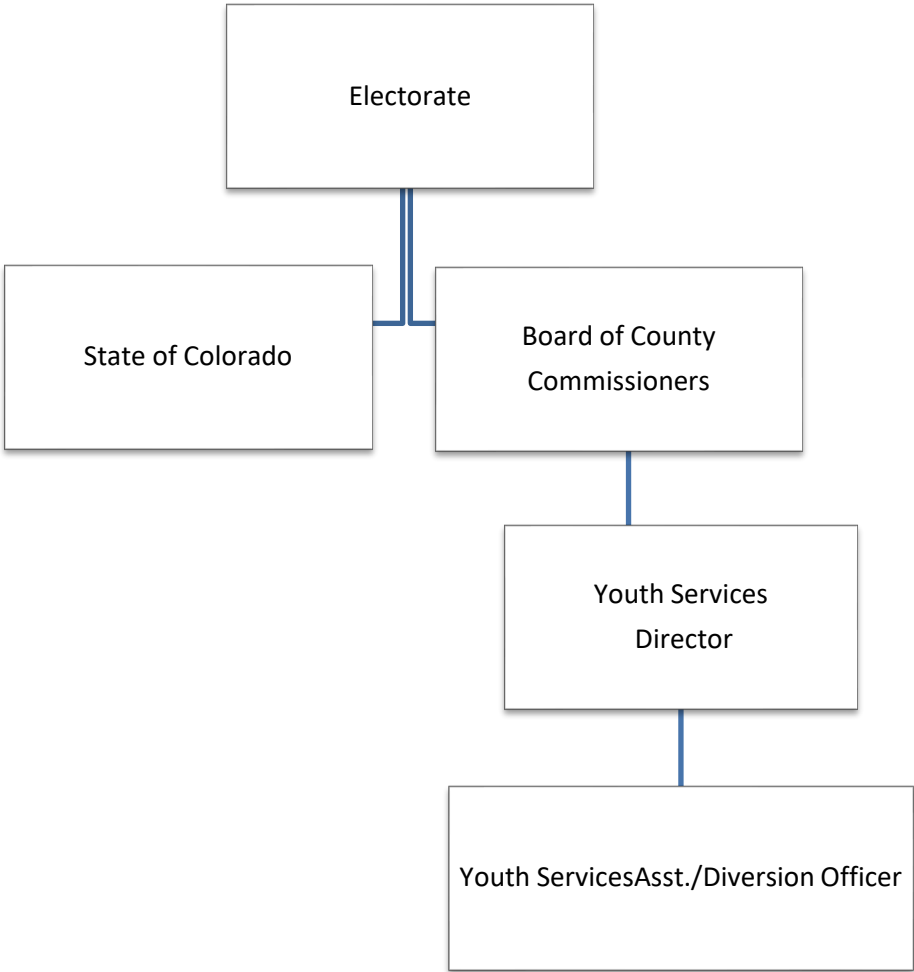
The mission of the Youth Services Department is to collaboratively design, implement, and uniformly monitor a continuum of care for youth in crisis in the Juvenile Justice System.

Purpose of Department

- ✓ The Youth Services Department (YSD) is a unique department that serves the youth of Moffat County. Programs that comprise the department include; CYDC Juvenile Screenings; CYDC Pre-Adjudicated Release Supervision; Juvenile Diversion Program; and the Crisis Intervention Team.
- ✓ These programs cover a wide range of services: screening youth who have allegedly committed a delinquent act as guided by State mandate; from providing mediation services to youth in conflict; to monitoring youth that are participating in the Diversion Program or being supervised on a Pre-Adjudicated Release Plan (PRP); or helping to find resources within our community to prevent youth from being homeless or a runaway.
- ✓ Seventy-four (74) youth were provided services through the YSD in 2024. An estimate of one hundred and fifty (150) to two hundred (200) youth will be provided services in 2025.

Youth Services Personnel Schedule	
Position Title	FTE
Youth Services Director	0.50
Youth Services Director	0.50
Youth Services Asst./Div Officer	1.00
Total	2.00

Youth Services Organizational Chart



Youth Services Revenues

ORG	OBJ	DESCRIPTION	2022 Actual	2023 Actual	2024 Estimated	2025 Budget
41500004	43433	STATE JUDICIAL DIVERSION	29,224	21,617	23,582	23,582
415SB944	43409	STATE SB94 CASE MANAGEMENT	33,426	28,284	35,419	35,419
415SB944	43410	STATE SB94 MISCELLANEOUS	6,141	765	7,000	7,000
41500004	43900	CITY OF CRAIG	12,000	12,000	12,000	12,000
Intergovernmental:			80,792	62,666	78,001	78,001
<hr/>						
41500004	44040	SB215 FEES	5,088	4,339	6,000	6,000
Charges for Services:			5,088	4,339	6,000	6,000
<hr/>						
41500004	45001	MISCELLANEOUS	495	150	600	600
41500004	45002	UNITED WAY	257	325	500	500
41500004	46004	REIMBURSEMENT	0	0	500	500
Miscellaneous:			752	475	1,600	1,600
<hr/>						
Total Revenue:			86,633	67,480	85,601	85,601

Youth Services Expenditures

ORG	OBJ	DESCRIPTION	2022 Actual	2023 Actual	2024 Estimate	2025 Budget
41500004	50025	FULL TIME SHARED WAGES	30,017	55,557	37,000	38,200
415SB944	50025	FULL TIME SHARED WAGES	30,018	31,047	37,000	38,200
41500004	50020	FULL TIME WAGES	0	0	51,000	53,600
41500005	50060	PART TIME WAGES	53,438	38,984	0	0
41500004	50040	ON CALL WAGES	0	0	29,250	29,500
41500004	50042	OVERTIME	51	0	0	0
41500004	50055	EMPLOYEE BONUS	1,000	0	0	0
415SB944	50055	EMPLOYEE BONUS	1,000	0	0	0
41500004	50060	FRINGE BENEFITS	19,669	28,838	43,000	48,000
415SB944	50060	FRINGE BENEFITS	14,712	14,718	16,000	16,600
41500004	50080	RETIREMENT	1,861	1,863	5,200	5,600
415SB944	50080	RETIREMENT	1,861	1,863	2,100	2,400
Personnel Expenditures:			153,627	172,870	220,550	232,100
<hr/>						
41500004	51018	OTHER PROFESSIONAL SERVICES	145	145	0	0
41500004	53046	TRAVEL	7,038	883	2,394	2,394
41500004	53054	WRAPAROUND SERVICES	972	1,292	4,500	4,500
41500004	54042	OFFICE SUPPLIES	983	2,151	1,250	1,250
41500004	54070	SUBSTANCE CLASS FEES	0	0	500	500
Operating Expenditures:			9,138	4,471	8,644	8,644
<hr/>						
Expenditure Total:			162,765	177,340	229,194	240,744

Health Allotments

Finance Director: Catherine Nielson
Phone: 970-824-9106
Email: cnielson@moffatcounty.net

Purpose of Department

- ✓ **Medical Director**
Medical Director to help guide Ambulance services.

Health Allotment Expenditures

ORG	OBJ	DESCRIPTION	2022 Actual	2023 Actual	2024 Estimate	2025 Budget
42000004	51008	DETOX	0	0	0	0
42000004	51017	NW COLORADO HEALTH	0	0	0	0
42000004	51028	MEDICAL DIRECTOR	2,000	2,000	2,000	2,000
Operating Expenditures:			2,000	2,000	2,000	2,000
Expenditure Total:			2,000	2,000	2,000	2,000

Natural Resources



Natural Resources Director: Jeff Comstock
Phone: 970-826-3400
Email: jcomstock@moffatcounty.net

Mission Statement:

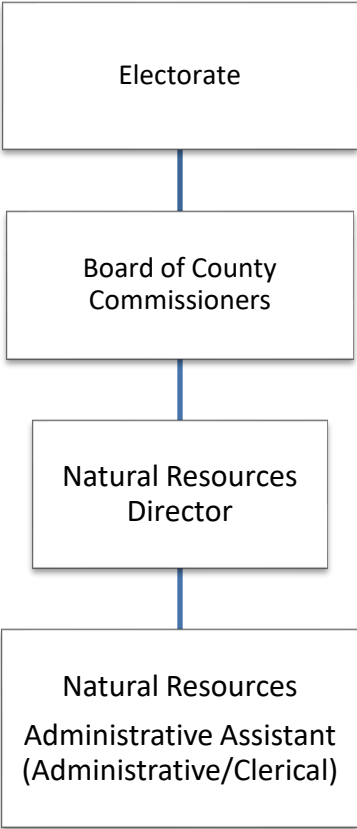
To provide background knowledge, council, and implement projects and solutions on behalf of the Moffat County Commissioners, to protect economic and social values of the County as those values are impacted from public land decisions, policy, and new legislation.

Purpose of Department:

The Natural Resources Department is actively participating in the development and revision of several federal and state land management plans, policy, and legislation which affect the socio-economics of the County. The Department represents Moffat County and the Commissioners in dozens of active water, wildlife, land management, real estate, agriculture, recreation, and energy policy discussions that directly impact our economy and culture. The Moffat County Natural Resources Department also co-manages the Moffat County Minerals Program which 60,000 acres of mineral rights are leased and managed.

Natural Resources Personnel Schedule	
Position Title	FTE
Natural Resources Director	1.00
Natural Resources Administrative Assistant	0.33
Total	1.33

Natural Resources Organizational Chart



Natural Resources Revenues

ORG	OBJ	DESCRIPTION	2022 Actual	2023 Actual	2024 Estimated	2025 Budget
50000005	43431	STATE GRANT	42,500	0	0	0
		Intergovernmental:	42,500	0	0	0
50000005	46004	REIMBURSEMENT	0	232	0	0
		Miscellaneous:	0	232	0	0
		Total Revenue:	42,500	232	0	0

Natural Resources Expenditures

ORG	OBJ	DESCRIPTION	2022 Actual	2023 Actual	2024 Estimate	2025 Budget
50000005	50020	FULL TIME WAGES	88,600	92,534	100,000	106,000
50000005	50025	FULL TIME SHARED WAGES	16,991	19,472	19,140	21,000
50000005	50044	LONGEVITY	2,749	2,600	2,956	3,500
50000005	50060	FRINGE BENEFITS	38,905	39,384	41,000	46,500
50000005	50080	RETIREMENT	6,501	6,876	7,000	8,000
		Personnel Expenditures:	153,746	160,866	170,096	185,000
50000005	51015	LEGAL SERVICES	12,392	710	10,000	110,000
50000005	51021	RANGELAND/WATER ISSUES	5,591	0	3,000	30,000
50000005	53002	ADVERTISING/LEGAL NOTICES	0	86	150	150
50000005	53009	DUES & MEETINGS	2,725	3,813	3,400	3,400
50000005	53016	GIS MAPPING	30	0	2,000	2,000
50000005	53046	TRAVEL	1,963	2,002	5,037	5,037
50000005	54042	OFFICE SUPPLIES	142	935	650	650
50000005	54038	MISCELLANEOUS	103	122	150	150
50000005	54049	POSTAGE	0	49	100	100
		Operating Expenditures:	22,946	7,717	24,487	151,487
			0	0	0	0
		Capital Expenditures:	0	0	0	0
		Expenditure Total:	176,692	168,583	194,583	336,487

Development Services



Development Services Director: Neil Binder
Phone: 970-824-9160
Email: nbinder@moffatcounty.net

Mission Statement:

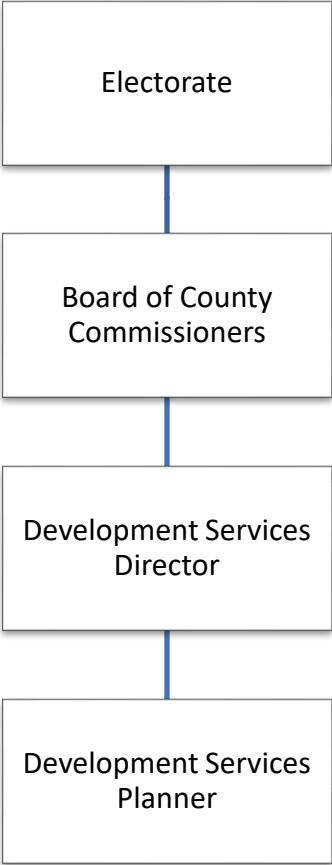
To provide solution oriented services to the citizens of Moffat County through the application of professional skills, adopted plans, standards, and building codes which facilitate the growth of the local economy, enhance the quality of life and preserve the natural environment for current and future generations

Purpose of Department:

- ✓ Development Services encompasses project management of capital projects, procurement of capital assets, grant writing and administration, and the Planning Department.

Development Services Personnel Schedule	
Position Title	FTE
Development Services Director	1.00
Development Services Planner	0.80
Total	1.80

Development Services Organizational Chart



Development Services Revenues

ORG	OBJ	DESCRIPTION	2022 Actual	2023 Actual	2024 Estimated	2025 Budget
50500005	44021	PLANNING FEES	3,400	2,085	2,000	2,000
		Charges for Services:	3,400	2,085	2,000	2,000
50500005	46004	REIMBURSEMENT	99	0	0	0
		Miscellaneous:	99	0	0	0
		Total Revenue:	3,499	2,085	2,000	2,000

Development Services Expenditures

ORG	OBJ	DESCRIPTION	2022 Actual	2023 Actual	2024 Estimate	2025 Budget
50500005	50020	FULL TIME WAGES	77,261	88,954	83,000	95,300
50500005	50025	FULL TIME SHARED WAGES	35,477	46,981	56,000	64,500
50500005	50044	LONGEVITY	1,125	0	0	0
50500005	50046	LEAVE PAID OUT	2,243	10,236	0	0
50500005	50060	FRINGE BENEFITS	51,453	61,415	63,000	68,200
50500005	50080	RETIREMENT	6,488	5,582	5,100	10,500
		Personnel Expenditures:	174,047	213,169	207,100	238,500
50500005	51018	OTHER PROFESSIONAL SERVICES	0	73,772	80,000	80,000
50500005	52035	REPAIRS AUTO	53	0	1,000	1,000
50500005	53002	ADVERTISING/LEGAL NOTICES	869	1,454	2,200	2,200
50500005	53009	DUES & MEETINGS	0	0	310	310
50500005	53042	TELEPHONE	830	1,207	337	337
50500005	53046	TRAVEL	0	0	2,604	2,604
50500005	53048	UNEMPLOYMENT	0	0	0	0
50500005	54037	MISC EQUIPMENT	237	130	582	582
50500005	54042	OFFICE SUPPLIES	4,607	1,179	1,396	1,396
50500005	54049	POSTAGE	77	0	65	65
		Operating Expenditures:	6,673	77,742	88,494	88,494
			0	0	0	0
		Capital Expenditures:	0	0	0	0
		Expenditure Total:	180,720	290,911	295,594	326,994

Hamilton Community



Hamilton Community Center

Mission Statement:

This mission of the Hamilton Community Center is to provide the public with a meeting place for functions, activities and meetings. It is used by clubs, groups and organizations as well as individuals for meetings, dinners, parties, and get-togethers.

Purpose of Department:

- ✓ The Hamilton Community Center exists to provide the public with a place to meet. (See mission statement). Approximately 100 people use the building monthly and approximately 400 people have used it in the last budget year for Christmas parties, receptions, DOW information meetings, fund-raisers, outfitters organizational meetings and other parties. Approximately 95% of those attending functions at the Hamilton Community Center are Moffat County residents. The age groups range from children in the local 4-H club to recreational associations, community and family groups for get-togethers, local governmental informational meetings including DOW and trash dumpster meetings, political caucuses, etc. The center is also a voting precinct.
- ✓ The Hamilton Community Center has no regular revenue. We encourage donations by the users of the Center and have had excellent cooperation from those using the building. In addition, we continue to use memorial funds given in memory of long time board/community member Ethel Jordan. We have been able to use some of those funds for special needs and projects for the Center. The daily needs of the building, i.e. paper supplies and cleaning supplies is totally provided through donations. Since donations are difficult to project, we must continue to budget for needed items; however, if donated monies are available, we have been able to purchase larger items with those donated funds, allowing budgeted monies to stay with the County. Since donations help defray the costs of both supplies and larger items, the cost of maintaining the building is kept to a minimum. Usage of this building can also take the pressure off meeting places in Craig.

Hamilton Community Center Revenues

ORG	OBJ	DESCRIPTION	2022 Actual	2023 Actual	2024 Estimated	2025 Budget
51000005	46004	REIMBURSEMENT	0	56	0	0
		Miscellaneous:	0	56	0	0
		Total Revenue:	0	56	0	0

Hamilton Community Center Expenditures

ORG	OBJ	DESCRIPTION	2022 Actual	2023 Actual	2024 Estimate	2025 Budget
51000005	52028	MAINTENANCE	1,275	2,294	1,000	3,000
51000005	52043	UTILITIES	2,139	1,329	5,100	5,100
51000005	54038	MISCELLANEOUS	0	0	2,760	2,760
		Operating Expenditures:	3,413	3,624	8,860	10,860
51000005	60004	CAPITAL IMPROVEMENTS	0	0	0	0
		Capital Expenditures:	0	0	0	0
		Expenditure Total:	3,413	3,624	8,860	10,860

Maybell



Maybell Community Center:

The purpose of the Maybell Community Center is to provide a clean, well-lighted, environmentally sound meeting place for the community organizational, social, and educational activities and events.

Maybell Senior Citizens Bus:

This bus provides weekly transportation to Craig for doctor and dentist appointments, grocery shopping and picking up medications. The bus is also used for organized senior outings. This bus is handicapped accessible.

Maybell Park:

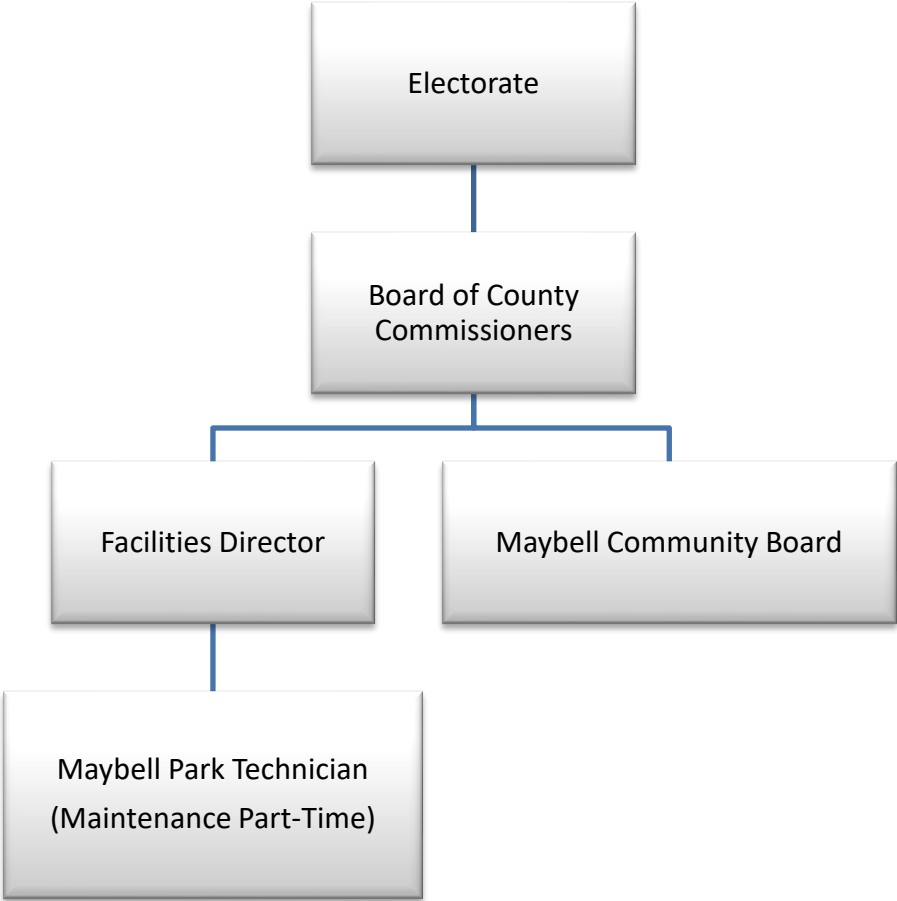
The Park has multiple uses from Family Reunions to Weddings. The main focus is camping, for visitors to Brown's Park, Sand Wash, rafters, school groups, Boy Scouts, Fire Crews, and of course, hunters. It provides travelers with a clean rest stop and playground for children. The Park partners with Maybell Women's Club for improvements such as a shared mower and new fencing.

Maybell Women's Club:

The main purpose of the Maybell Women's Club is to promote citizenship and community pride through the club's involvement with the Maybell Library, "Adopt a Highway Program," publishing of the Maybell Gazette. It furnishes meals for funerals when needed and assists in fund-raisers for the ill and/or needy in the community. The club also owns and maintains the Maybell Cemetery by mowing, watering, spraying for noxious weeds, repairs fences and gates, planting and maintaining new vegetation, and arranging for new burials. Maybell Women's Club partners with the Maybell Park, and has purchased 6 Metal Picnic Tables and continues to contribute to the replacement of trees as needed.

Maybell Personnel Schedule	
Position Title	FTE
Maybell Park Technician	0.38
Total	0.38

Maybell Organizational Chart



Maybell Revenues

ORG	OBJ	DESCRIPTION	2022 Actual	2023 Actual	2024 Estimated	2025 Budget
51500005	44023	CAMPGROUND RENTAL	55,761	35,804	0	0
51500005	44038	SHOWER FEES	1,268	894	0	0
51500005	44039	RV DUMP FEES	1,674	1,525	0	0
Charges for Services:			58,703	38,223	0	0
51500005	45008	DONATIONS	560	0	0	0
51500005	46004	REIMBURSEMENT	0	138	0	0
Miscellaneous:			560	138	0	0
Total Revenue:			59,262	38,361	0	0

Maybell Expenditures

ORG	OBJ	DESCRIPTION	2022 Actual	2023 Actual	2024 Estimate	2025 Budget
51500005	50030	PART TIME WAGES	8,406	9,253	13,100	20,500
51500005	50060	FRINGE BENEFITS	833	948	1,700	1,800
Personnel Expenditures:			9,239	10,201	14,800	22,300
51500005	52008	COMMUNITY CENTER	2,851	2,495	2,500	3,000
51500005	52029	MAINTENANCE CONTRACTS	0	0	0	0
51500005	52032	PARK	18,966	15,582	5,700	16,000
51500005	52043	UTILITIES	13,432	14,712	12,000	15,000
51500005	52047	WOMEN'S CLUB	0	0	3,500	4,000
51500005	53009	DUES & MEETINGS	0	0	0	0
51500005	54033	MAINTENANCE SUPPLIES	473	293	0	0
51500005	54045	OPERATING SUPPLIES	0	0	0	0
51500005	54074	TAXES	5,974	3,824	0	0
Operating Expenditures:			41,696	36,906	23,700	38,000
51500005	60004	CAPITAL IMPROVEMENTS	0	0	0	0
Capital Expenditures:			0	0	0	0
Expenditure Total:			50,934	47,108	38,500	60,300

Moffat County Fair



Administrative Supervisor: Jackie Goodnow

Phone: 970-824-9180

Email: jgoodnow@moffatcounty.net

Mission Statement:

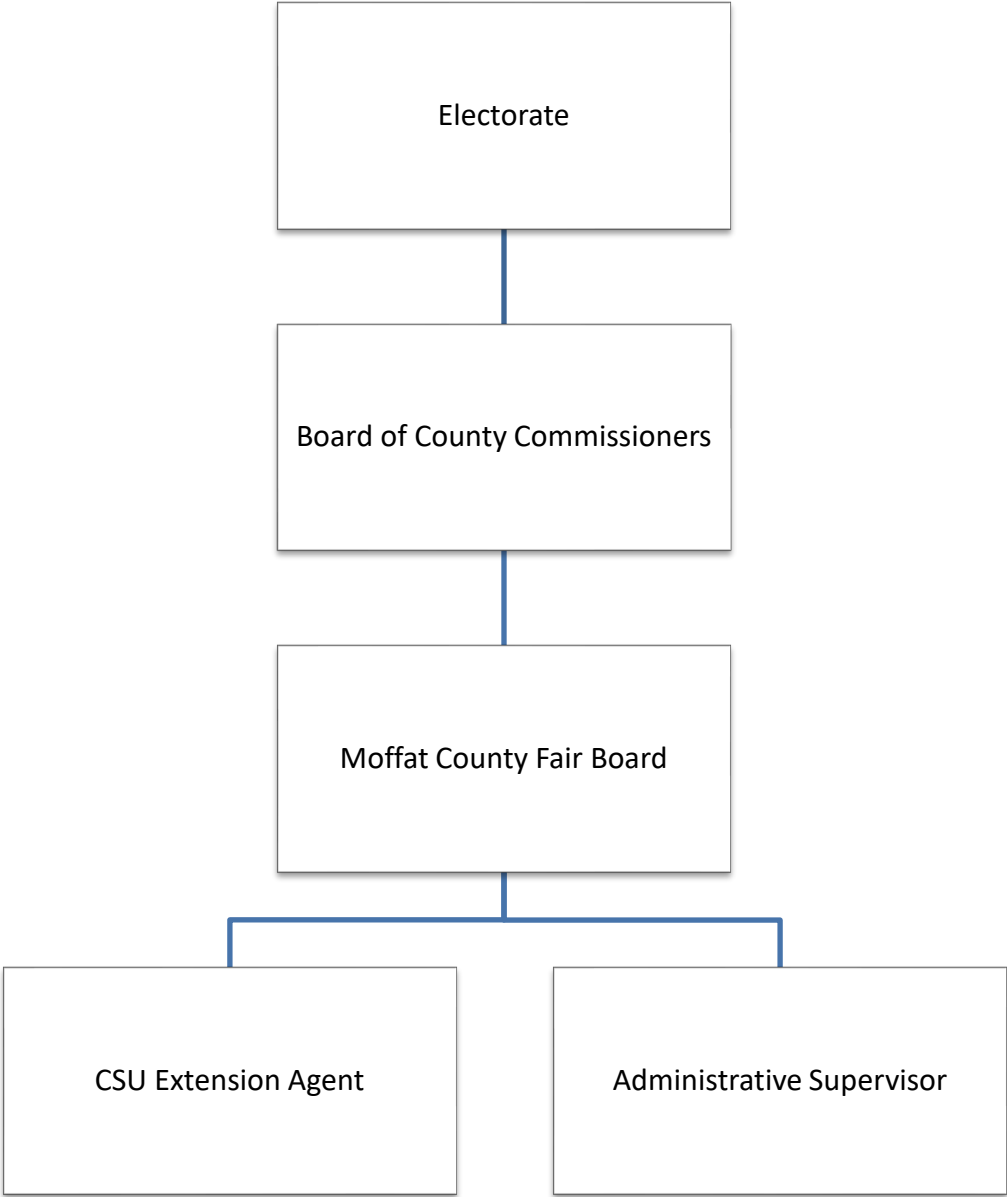
The Moffat County Fair provides an opportunity for all residents of Moffat County to exhibit, encourage and promote their agricultural heritage as well as skills and accomplishments in the mechanical, industrial, horticulture, home economics and livestock industries in the County. This follows statute CRS 35-65-111. The County Fair also provides the opportunity and means for all 4-H and FFA projects to be completed, exhibited and judged for the youth in Moffat County.

Purpose of Department:

- ✓ Livestock and Horse Shows
- ✓ Indoor Projects - Horticulture, Garden, Hobby, Mechanical, Family & Consumer Sciences
- ✓ Entertainment – Variety that provides for all audiences
- ✓ Hall of Education – An event for all educational and non-profit organizations to showcase functions and benefits for Moffat County Resident
- ✓ Events for Community and Families of Moffat County and surrounding counties to participate and enjoy the celebration of Moffat County and its heritage.

County Fair Personnel Schedule	
Position Title	FTE
Administrative Supervisor	0.48
Staff Assistant	0.25
Total	0.72

County Fair Organizational Chart



County Fair Revenues

ORG	OBJ	DESCRIPTION	2022 Actual	2023 Actual	2024 Estimated	2025 Budget
52100005	45008	DONATIONS	68,822	71,839	6,000	6,000
		Miscellaneous:	68,822	71,839	6,000	6,000
		Total Revenue:	68,822	71,839	6,000	6,000

County Fair Expenditures

ORG	OBJ	DESCRIPTION	2022 Actual	2023 Actual	2024 Estimate	2025 Budget
52100005	50025	FULL TIME SHARED WAGES	23,268	27,345	25,650	28,000
52100005	50035	PART TIME SHARED WAGES	5,111	7,520	8,313	8,500
52100005	50040	CALL OUT WAGES	5,000	4,500	5,500	7,500
52100005	50042	OVER TIME	3,750	3,633	5,000	5,000
52100005	50044	LONGEVITY	1,069	0	1,235	1,235
52100005	50050	CONTRACT LABOR	1,623	1,739	1,762	1,762
52100005	50054	JUDGES	9,905	10,526	7,062	7,062
52100005	50060	FRINGE BENEFITS	15,368	16,177	15,548	21,200
52100005	50080	RETIREMENT	1,591	1,859	1,613	2,000
		Personnel Expenditures:	66,685	73,298	71,683	82,259
52100005	51026	ENTERTAINMENT	73,525	81,341	10,907	10,907
52100005	53002	ADVERTISING/LEGAL NOTICES	10,064	5,107	2,562	2,562
52100005	53027	PREMIUMS	2,323	2,323	2,323	2,323
52100005	53032	SECURITY	3,600	3,700	600	600
52100005	53058	PRINTING	558	327	400	400
52100005	54005	AWARDS & RIBBONS	10,089	9,927	6,062	6,062
52100005	54015	COPIES	125	466	500	500
52100005	54024	FAIR BOOK	2,934	4,277	4,000	4,000
52100005	54025	FAIR QUEEN EXPENSE	395	628	0	0
52100005	54038	MISCELLANEOUS	6,952	4,862	3,000	3,000
52100005	54042	OFFICE SUPPLIES	654	843	900	900
52100005	54044	OPEN HORSE SHOW	1,024	2,199	1,000	1,000
52100005	54045	OPERATING SUPPLIES	2,049	2,666	1,500	1,500
52100005	54049	POSTAGE	576	151	400	400
52100005	56007	COUNTY FAIR STIMULUS GRAND	36,109	0	0	0
		Operating Expenditures:	150,976	118,819	34,154	34,154
		Expenditure Total:	217,661	192,116	105,837	116,413

Colorado State University Extension



CSU Extension Agent: Megan Stetson
Phone: 970-826-3402
Email: megan.stetson@colostate.edu

Mission Statement:

The Mission of Colorado State University Extension is:

“To provide information and education, and encourage the application of research-based knowledge in response to local, state and national issues affecting individuals, youth, families, agricultural enterprises and communities of Colorado.”

Our vision is to:

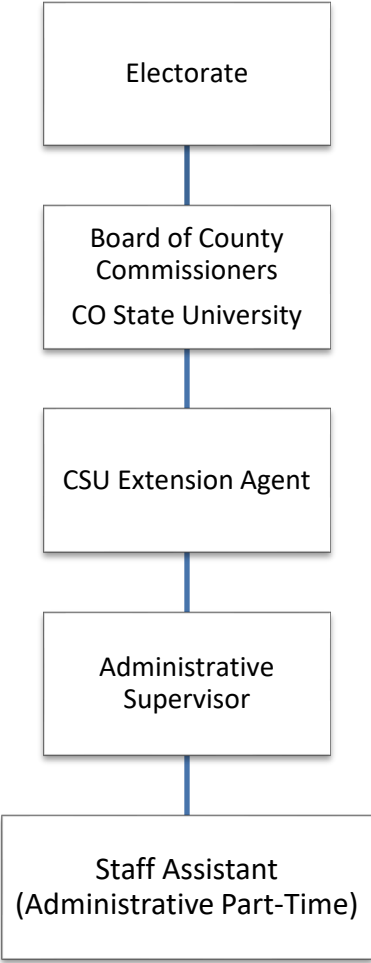
“Lead the University in helping the people of Colorado put knowledge to work.”

Purpose of Department:

As the major off-campus educational arm of Colorado State University, Extension is a partnership of Colorado State University, Moffat County, and the United States Department of Agriculture. Extension is the informal, non-credit educational system that links education and research with the needs of Moffat County citizens. The office provides unbiased, research-based information and encourages the application of this information in response to local, state and national issues affecting individuals, youth, ***families and agriculture enterprises in Moffat County.***

Extension Personnel Schedule	
Position Title	FTE
CSU Extension Agent	0.00
Administrative Supervisor	0.48
Staff Assistant	0.42
Total	0.90

Extension Organizational Chart



Extension Revenues

ORG	OBJ	DESCRIPTION	2022 Actual	2023 Actual	2024 Estimated	2025 Budget
52500005	44025	DEPARTMENT FEES	0	0	4,500	0
		Charges for Services:	0	0	4,500	0
52500005	46004	REIMBURSEMENT	1,272	(1,272)	0	0
		Miscellaneous:	1,272	(1,272)	0	0
		Total Revenue:	1,272	(1,272)	4,500	0

Extension Expenditures

ORG	OBJ	DESCRIPTION	2022 Actual	2023 Actual	2024 Estimate	2025 Budget
52500005	50025	FULL TIME SHARED WAGES	23,268	27,345	25,650	28,000
52500005	50035	PART TIME SHARED WAGES	8,762	12,891	17,000	19,000
52500005	50042	OVER TIME	0	0	0	0
52500005	50044	LONGEVITY	1,069	0	1,240	1,240
52500005	50052	CSU AGENT	14,700	15,000	15,575	16,350
52500005	50060	FRINGE BENEFITS	15,357	15,351	16,008	19,000
52500005	50080	RETIREMENT	1,551	1,641	1,550	1,700
		Personnel Expenditures:	64,707	72,228	77,023	85,290
52500005	52037	REPAIRS EQUIP/MAINT	0	240	300	300
52500005	53009	DUES & MEETINGS	469	230	1,000	1,000
52500005	53042	TELEPHONE	1,200	1,200	1,200	1,200
52500005	53046	TRAVEL	2,510	2,200	3,565	3,565
52500005	54015	COPIES	5,004	4,494	5,500	5,500
52500005	54038	MISCELLANEOUS	1,274	745	1,614	1,614
52500005	54042	OFFICE SUPPLIES	1,455	1,798	2,150	2,150
52500005	54049	POSTAGE	818	312	1,000	1,000
52500005	54055	REFERENCE & PROGRAM SUPPORT	8,795	7,501	10,000	10,000
		Operating Expenditures:	21,525	18,720	26,329	26,329
52500005	60014	EQUIPMENT VEHICLES	0	0	0	0
		Capital Expenditures:	0	0	0	0
		Expenditure Total:	86,232	90,948	103,352	111,619



Road & Bridge



Road & Bridge Director: Dan Miller
Phone: 970-824-3211 x 1015
Email: dmiller@moffatcounty.net

Mission Statement:

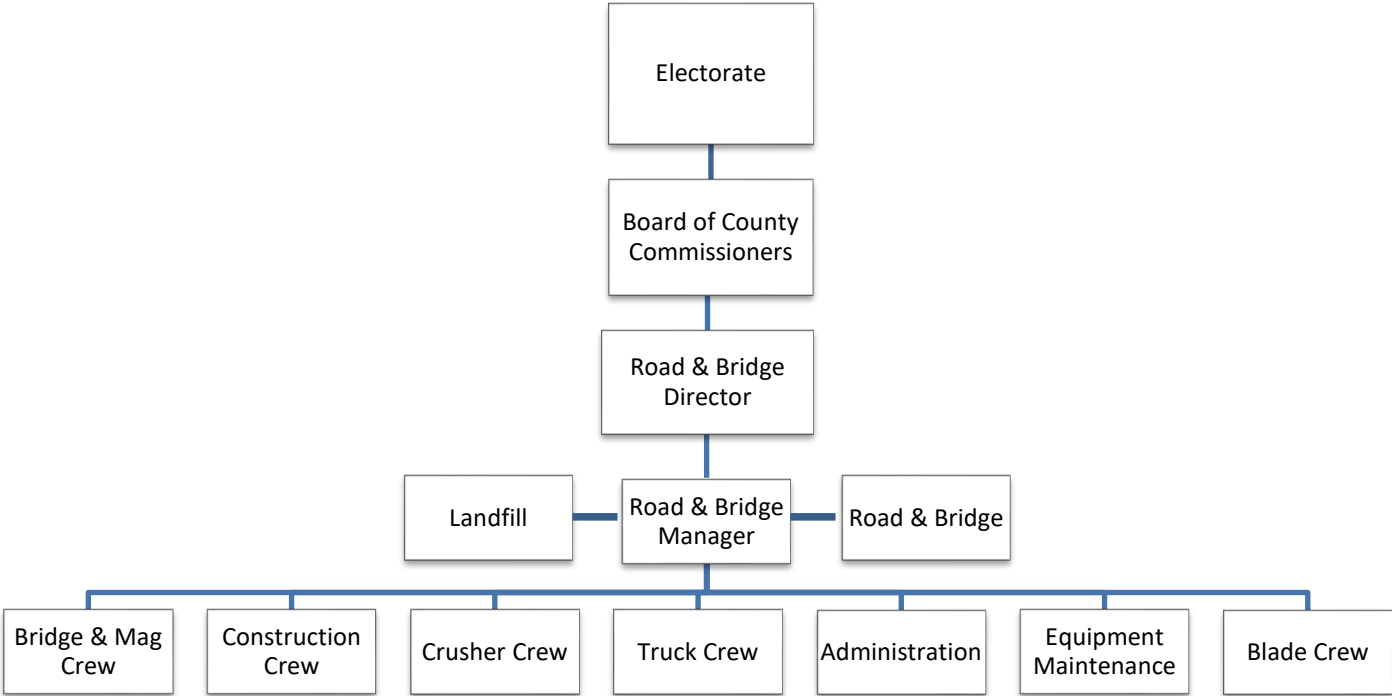
To provide a safe and well maintained road and bridge system for the traveling public as effectively and efficiently as possible

Purpose of Department:

- ✓ The Moffat County Road & Bridge Department maintains approximately 1,700 miles of county roads and 57 bridges covering 4,734 square miles.
- ✓ The maintenance of roads includes plowing of snow in the wintertime; blading and graveling roads; cleaning, repairing and replacing approximately 480 cattle guards, culverts and bridges; repairing and replacing signs and the maintenance of asphalt. The maintenance of equipment and buildings includes maintaining approximately 450 pieces of equipment and seven county shops.

Road & Bridge Personnel Schedule	
Position Title	FTE
Road & Bridge Director	1.00
Road & Bridge Manager	1.00
Road & Bridge Supervisor	5.00
Heavy Equipment Operators	31.00
Equipment Maintenance Supervisor	1.00
Senior Mechanic	1.00
Mechanic	4.00
Accounting Technician	2.00
Safety Coordinator	1.00
Parts Technician	1.00
Total	48.00

Road and Bridge Organizational Chart



Road and Bridge Fund Summary

	2022 Actual	2023 Actual	2024 Estimate	2025 Budget
Sources of Funds:				
Property Taxes	\$ 85	\$ -	\$ -	\$ -
Sales Tax	440,000	476,803	476,803	440,000
Specific Ownership Taxes	975,454	980,985	980,985	800,000
Licenses & Permits	46,943	89,929	30,000	30,000
Intergovernmental	5,140,931	5,199,778	4,952,347	5,155,000
Charges for Services	26,270	33,150	40,000	30,000
Miscellaneous	158,307	127,616	295,373	265,139
Interest	109,647	366,631	18,285	100,000
Transfer In	-	-	-	-
Fund Balance Used	-	-	2,716,127	3,212,699
Total Sources of Funds	\$ 6,897,638	\$ 7,274,891	\$ 9,509,920	\$ 10,032,838
Uses of Funds:				
Personnel	\$ 3,959,802	\$ 4,501,666	\$ 4,731,920	\$ 5,171,800
Operating	2,964,786	2,960,710	\$ 2,958,921	3,260,039
Capital Outlay	968,488	1,590,978	\$ 1,819,079	1,601,000
Transfers Out	-	-	\$ -	\$ -
Total Uses of Funds	\$ 7,893,076	\$ 9,053,353	\$ 9,509,920	\$ 10,032,839
Annual Net Activity	\$ (995,438)	\$ (1,778,461)	\$ -	\$ (0.00)
Cumulative Balance:				
Beginning Fund Balance	\$ 14,520,505	\$ 13,525,066	\$ 11,746,605	\$ 9,030,478
Change in Fund Balance	(995,438)	(1,778,461)	(2,716,127)	(3,212,699)
Ending Fund Balance	\$ 13,525,066	\$ 11,746,605	\$ 9,030,478	\$ 5,817,779
Fund Balance Designations:				
Nonspendable				
Inventory	\$ 1,869,058	\$ 1,528,966	\$ 1,528,966	\$ 1,528,966
Committed				
60 Days Operating*	\$ 1,154,329	\$ 1,243,978	\$ 1,282,063	\$ 1,405,587
Countercyclical Reserve	\$ 300,000	\$ 300,000	\$ 300,000	\$ 300,000
Assigned				
Capital Reserve	\$ 2,458,645	\$ 2,458,645	\$ 1,654,553	\$ 75,000
Subsequent Year's Expendi	\$ 7,743,033	\$ 6,215,017	\$ 4,264,897	\$ 2,508,226

Road & Bridge Revenues

ORG	OBJ	DESCRIPTION	2022 Actual	2023 Actual	2024 Actual	2025 Budget
36000003	40001	PROPERTY TAX	85	0	0	0
		Property Taxes:	85	0	0	0
					0	0
36000003	41500	SPECIFIC OWNERSHIP TAX	975,454	980,985	980,985	800,000
		Specific Ownership Taxes:	975,454	980,985	980,985	800,000
36000003	41001	SALES TAX	440,000	476,803	440,000	440,000
36000003	41003	SEVERANCE TAX	0	0	0	0
		Sales Taxes:	440,000	476,803	440,000	440,000
36000003	43001	FEDERAL PILT	600,000	600,000	600,000	600,000
36000003	43004	FEDERAL MINERAL LEASE	0	0	0	0
36000003	43005	FEDERAL FOREST SERVICE	40,116	41,024	10,000	20,000
36000003	43011	FEDERAL MAINTENACE CONTRACT	19,412	35,585	15,000	20,000
36000003	43021	FEDERAL MISCELLANEOUS	0	0	0	0
36000003	43402	STATE MV REGISTRATION FEES	37,525	27,621	30,000	10,000
36000003	43408	STATE MISCELLANEOUS	9,550	11,291	5,000	5,000
36000003	43430	STATE FIRE RELIEF FUND	0	0	0	0
36000003	43437	STATE HWY USERS FUND	4,434,328	4,483,516	4,291,847	4,500,000
36000003	43900	CITY OF CRAIG	0	741	500	0
		Intergovernmental:	5,140,931	5,199,778	4,952,347	5,155,000
36000003	42202	ROAD PERMITS	44,549	55,478	30,000	30,000
36000003	42203	UTILITY PERMITS	2,395	31,701	0	0
36000003	42204	ROAD MAINTENANCE PERMITS	0	2,750	0	0
		License & Permits:	46,943	89,929	30,000	30,000
36000003	44043	OTHER COUNTY DEPARTMENTS	26,270	29,743	40,000	30,000
36000003	44047	CATTLEGUARDS	0	3,406	0	0
		Charges for Services:	26,270	33,150	40,000	30,000
36000003	45022	SALE OF ASSETS	0	0	0	0
36000003	45004	TAXABLE SALES	6	0	15	0
36000003	45001	MISCELLANEOUS	46,160	8,976	5,000	5,000
36000003	46004	REIMBURSEMENT	0	2,448	0	0
36000003	46010	LANDFILL REIMBURSEMENT	30,188	104,975	288,358	260,139
36000003	46001	INSURANCE REIMBURSEMENT	72,622	9,878	0	0
36000003	46011	FEDERAL REIMBURSEMENT	0	0	2,000	0
36000003	46012	MISC SALES REIMBURSEMENT	3,882	1,339	0	0
36000003	45013	BUILDING USE	5,450	0	0	0
		Miscellaneous:	158,307	127,616	295,373	265,139
36000003	47001	INTEREST EARNED	109,647	366,631	18,285	100,000
		Interest:	109,647	366,631	18,285	100,000
		Revenue Total:	6,897,638	7,274,892	6,756,990	6,820,139

Road & Bridge Maintenance Expenditures

ORG	OBJ	DESCRIPTION	2022 Actual	2023 Actual	2024 Estimate	2025 Budget
36036103	50020	FULL TIME WAGES	1,956,936	2,341,202	2,433,720	2,440,000
36036103	50042	OVER TIME	39,418	95,166	50,000	70,000
36036103	50044	LONGEVITY	23,230	22,630	23,000	25,000
36036103	50046	LEAVE PAID OUT	28,440	50,014	19,000	20,000
36036103	50050	CONTRACT LABOR	0	5,257	5,000	25,000
36036103	50060	FRINGE BENEFITS	1,023,322	1,011,394	1,125,000	1,400,000
36036103	50080	RETIREMENT	115,645	132,783	148,000	149,000
Personnel Expenditures:			3,186,992	3,658,446	3,803,720	4,129,000
36036103	51018	OTHER PROFESSIONAL SERVICES	19,623	23,866	22,000	22,000
36036103	51020	PHYSICALS	2,826	2,888	3,000	3,000
36036103	52016	EQUIPMENT RENTAL	9,696	12,485	15,000	15,000
36036103	52021	GRAVEL LEASE	5,525	2,111	7,000	7,000
36036103	52022	HIGHWAY PAINT	48,909	73,962	100,000	100,000
36036103	54002	ASPHALT	6,011	2,432	15,000	15,000
36036103	54008	BRIDGE REPAIR	715	3,598	40,000	40,000
36036103	54009	CATTLEGAURDS	(8,612)	(22,650)	0	0
36036103	54017	CRACK SEALER	0	19,177	22,000	22,000
36036103	54018	CULVERTS	21,865	12,916	25,000	50,000
36036103	54021	DUST CONTROL	563,076	500,933	500,000	500,000
36036103	54026	FENCING	0	0	100	100
36036103	54038	MISCELLANEOUS	2,320	3,243	4,000	4,000
36036103	54060	SAFETY SUPPLIES	3,826	3,490	4,000	4,000
36036103	54061	SAND & GRAVEL	450,265	323,245	70,000	70,000
36036103	54066	SIGNS	4,695	3,056	10,000	10,000
36036103	54071	STEEL & IRON	33,250	34,430	50,000	50,000
36036103	54082	WOOD	0	0	500	500
36036103	55022	OTHER SUPPLIES	10,521	16,182	15,000	15,000
36036103	58015	PERMITS	9,250	10,169	15,500	15,500
Operating Expenditures:			1,183,762	1,025,535	918,100	943,100
Expenditure Total:			4,370,754	4,683,981	4,721,820	5,072,100

Road & Bridge Equipment Maintenance Expenditures

ORG	OBJ	DESCRIPTION	2022 Actual	2023 Actual	2024 Estimate	2025 Budget
36036203	50020	FULL TIME WAGES	317,492	335,040	385,000	406,000
36036203	50042	OVER TIME	1,165	8,541	3,000	10,000
36036203	50044	LONGEVITY	2,600	1,350	2,600	2,600
36036203	50046	LEAVE PAID OUT	1,389	28,031	0	0
36036203	50050	CONTRACT LABOR	0	232	0	0
36036203	50060	FRINGE BENEFITS	160,894	159,640	180,000	227,500
36036203	50080	RETIREMENT	14,094	16,331	24,000	25,000
Personnel Expenditures:			497,634	549,165	594,600	671,100
36036203	52020	UTILITIES GARBAGE REMOVAL	535	726	650	650
36036203	52036	REPAIRS BUILDING	6,721	17,169	25,000	25,000
36036203	52038	RADIO REPAIR/MAINTENANCE	749	3,257	4,500	4,500
36036203	52043	UTILITIES	50,777	123,103	53,000	175,000
36036203	54029	GAS & DIESEL	703,793	742,450	700,000	800,000
36036203	54031	GRADER BLADES	61,845	69,954	100,000	100,000
36036203	54038	MISCELLANEOUS	10,236	0	100	100
36036203	54043	OIL & ANTIFREEZE	68,984	67,673	45,000	60,000
36036203	54053	PROPANE	55,230	785	54,950	2,950
36036203	54056	REPAIR PARTS	358,418	364,863	400,000	475,000
36036203	54063	SHOP SUPPLIES	53,382	63,031	65,000	65,000
36036203	54064	SHOP TOOLS	5,337	6,994	7,000	7,000
36036203	54075	TIRES & TUBES	83,631	82,862	100,000	100,000
Operating Expenditures:			1,459,637	1,542,866	1,555,200	1,815,200
36036203	60063	SOFTWARE UPGRADE	0	0	0	33,000
Capital Expenditures:			0	0	0	33,000
Expenditure Total:			1,957,271	2,092,031	2,149,800	2,519,300

Road & Bridge Capital Outlay Expenditures

ORG	OBJ	DESCRIPTION	2022 Actual	2023 Actual	2024 Estimate	2025 Budget
36036303	60010	EQUIPMENT LOADER/BACKHOE	0	449,978	449,978	0
36036303	60011	EQUIPMENT MISCELLANEOUS	44,370	0	0	588,000
36036303	60012	EQUIPMENT MOTOR GRADERS	270,724	0	0	0
36036303	60013	EQUIPMENT TRACTOR TRUCKS	115,399	372,768	534,601	0
36036303	60014	EQUIPMENT VEHICLES	0	474,697	499,500	325,000
36036303	60025	ROAD & BRIDGE BUILDINGS	57	0	0	0
36036303	60034	RADIOS	0	0	35,000	0
36036303	60035	EQUIPMENT CRUSHER	537,937	0	0	155,000
36036303	60044	EQUIPMENT TRAILERS	0	0	0	0
Capital Expenditures:			968,488	1,297,443	1,519,079	1,068,000
Expenditure Total:			968,488	1,297,443	1,519,079	1,068,000

Road & Bridge Administration Expenditures

ORG	OBJ	DESCRIPTION	2022 Actual	2023 Actual	2024 Estimate	2025 Budget
36036403	50020	FULL TIME WAGES	178,495	198,688	205,000	222,000
36036403	50042	OVER TIME	992	145	2,000	2,000
36036403	50044	LONGEVITY	2,620	2,600	2,600	2,600
36036403	50046	LEAVE PAID OUT	12,326	0	0	0
36036403	50060	FRINGE BENEFITS	71,181	84,374	114,000	131,100
36036403	50080	RETIREMENT	9,563	8,248	10,000	14,000
Personnel Expenditures:			275,177	294,055	333,600	371,700
36036403	52029	MAINTENANCE CONTRACTS	6,238	6,708	11,800	3,786
36036403	53002	ADVERTISING/LEGAL NOTICES	306	251	800	800
36036403	53009	DUES & MEETINGS	90	90	300	300
36036403	53018	INSURANCE	164,783	222,346	239,041	263,173
36036403	53042	TELEPHONE	10,236	8,999	9,500	9,500
36036403	53046	TRAVEL	934	956	4,780	4,780
36036403	53048	UNEMPLOYMENT	0	0	0	0
36036403	53058	PRINTING	795	599	700	700
36036403	54034	MAPS	0	30	300	300
36036403	54037	MISC EQUIPMENT	199	0	2,000	2,000
36036403	54038	MISCELLANEOUS	212	20,539	400	400
36036403	54042	OFFICE SUPPLIES	4,429	2,989	2,500	2,500
36036403	54049	POSTAGE	229	71	400	400
		FEDERAL FOREST SERVICE-SCHOOL	20,058	0		
Operating Expenditures:			208,508	263,578	272,521	288,639
Expenditure Total:			483,685	557,634	606,121	660,339

Road & Bridge Fee Expenditures

ORG	OBJ	DESCRIPTION	2022 Actual	2023 Actual	2024 Estimate	2025 Budget
36036503	54077	TREASURER FEES	44,041	44,863	40,000	40,000
Operating Expenditures:			44,041	44,863	40,000	40,000
Expenditure Total:			44,041	44,863	40,000	40,000

Road & Bridge Capital Projects Expenditures

ORG	OBJ	DESCRIPTION	2022 Actual	2023 Actual	2024 Estimate	2025 Budget
36036603	54038	MISCELLANEOUS	0	0	0	0
36036603	60024	PAVING	0	293,535	300,000	500,000
36036603	60039	FUEL PUMPS	0	0	0	0
36036603	60027	BRIDGE	0	0	0	0
Capital Expenditures:			-	293,535	300,000	500,000
Expenditure Total:			-	293,535	300,000	500,000

Road & Bridge Other Expenditures

ORG	OBJ	DESCRIPTION	2022 Actual	2023 Actual	2024 Estimate	2025 Budget
36036703	53042	TELEPHONE	0	0	100	100
36036703	54021	DUST CONTROL	8,344	5,000	5,000	5,000
36036703	54029	GAS & DIESEL	44,450	37,764	140,000	140,000
36036703	54043	OIL & ANTIFREEZE	1,048	14,407	10,000	10,000
36036703	54056	REPAIR PARTS	14,994	26,696	18,000	18,000
Operating Expenditures:			68,837	83,868	173,100	173,100
Expenditure Total:			68,837	83,868	173,100	173,100

Landfill



Road & Bridge Director: Dan Miller
Phone: 970-824-3211 x 1015
Email: dmiller@moffatcounty.net

Mission Statement:

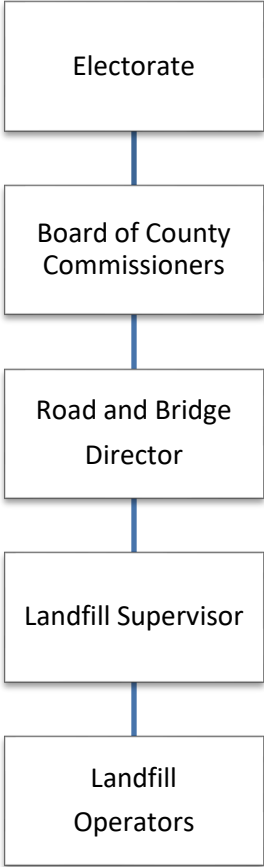
To provide a safe and sanitary landfill meeting state requirements for the public as effectively and efficiently as possible.

Purpose of Department:

- ✓ The Moffat County Landfill operates a 40-acre sanitary landfill serving approximately 13,000 residents of Moffat County. The Landfill accepts approximately 13,000 tons of solid waste and 5,000 tires per year.
- ✓ The Moffat County Landfill is regulated by the State of Colorado Department of Public Health and Environment and is inspected yearly to ensure compliance

Landfill Personnel Schedule	
Position Title	FTE
Landfill Supervisor	1.00
Landfill Operator	3.00
Total	4.00

Landfill Organizational Chart



**Landfill
Fund Summary**

	2022 Actual	2023 Actual	2024 Estimate	2025 Budget
Sources of Funds:				
Property Taxes	\$ 0	\$ 0	\$ -	\$ -
Sales Tax	-	-	-	-
Specific Ownership Taxes	-	-	-	-
Licenses & Permits	-	-	-	-
Intergovernmental	-	-	-	-
Charges for Services	852,196	905,633	616,500	720,000
Miscellaneous	2,645	2,277	1,400	1,400
Interest	12,818	52,697	1,506	20,000
Transfer In	-	-	-	-
Fund Balance Used	-	-	517,333	564,650
Total Sources of Funds	\$ 867,659	\$ 960,607	\$ 1,136,739	\$ 1,306,050
Uses of Funds:				
Personnel	\$ 370,842	\$ 416,056	\$ 425,611	\$ 468,100
Operating	\$ 202,560	\$ 292,794	\$ 294,853	\$ 337,950
Capital Outlay	\$ -	\$ -	\$ 416,275	\$ 500,000
Transfers Out	\$ -	\$ -	\$ -	\$ -
Total Uses of Funds	\$ 573,402	\$ 708,850	\$ 1,136,739	\$ 1,306,050
Annual Net Activity	\$ 294,257	\$ 251,757	\$ -	\$ -
Cumulative Balance:				
Beginning Fund Balance	\$ 1,477,616	\$ 1,771,873	\$ 2,023,630	\$ 1,506,297
Change in Fund Balance	294,257	251,757	(517,333)	(564,650)
Ending Fund Balance	\$ 1,771,873	\$ 2,023,630	\$ 1,506,297	\$ 941,647
Fund Balance Designations:				
Restricted				
Closure	\$ 218,000	\$ 218,000	\$ 218,000	\$ 218,000
New Cell Reserve	\$ 16,000	\$ 29,248	\$ 29,248	\$ 32,000
Committed				
60 Days Operating*	\$ 95,586	\$ 118,165	\$ 120,101	\$ 134,369
Assigned				
Tire Disposal	\$ -	\$ -	\$ -	\$ -
Capital Reserve	\$ 304,217	\$ 304,217	\$ 304,217	\$ 304,217
Subsequent Year's Expenditures	\$ 1,138,070	\$ 1,353,999	\$ 834,730	\$ 253,061

Landfill Revenues

ORG	OBJ	DESCRIPTION	2022 Actual	2023 Actual	2024 Estimate	2025 Budget
33500003	44002	USER FEES	842,844	891,214	615,000	715,000
33500003	44003	TIRES	9,352	14,419	1,500	5,000
		Charges for Services:	852,196	905,633	616,500	720,000
33500003	47001	INTEREST EARNED	12,818	52,697	1,506	20,000
		Interest:	12,818	52,697	1,506	20,000
33500003	45001	MISCELLANEOUS	1,645	0	200	200
33500003	45003	SALES & LEASES	1,000	2,191	1,200	1,200
33500003	46004	REIMBURSEMENT	0	86	0	0
		Miscellaneous:	2,645	2,277	1,400	1,400
		Total Revenue:	867,660	960,607	619,406	741,400

Landfill Expenditures

ORG	OBJ	DESCRIPTION	2022 Actual	2023 Actual	2024 Estimate	2025 Budget
33500003	50020	FULL TIME WAGES	213,530	261,460	260,000	281,000
33500003	50042	OVER TIME	5,328	3,323	10,000	10,000
33500003	50044	LONGEVITY	1,690	2,210	2,220	2,600
33500003	50046	LEAVE PAID OUT	7,829	0	0	0
33500003	50050	CONTRACT LABOR	0	0	0	0
33500003	50060	FRINGE BENEFITS	131,589	133,555	137,658	157,500
33500003	50080	RETIREMENT	10,875	15,509	15,733	17,000
Personnel Expenditures:			370,842	416,056	425,611	468,100
33500003	51018	OTHER PROFESSIONAL SERVICES	54,109	37,432	43,600	43,600
33500003	52020	UTILITIES GARBAGE REMOVAL	0	2,800	8,300	8,300
33500003	52028	MAINTENANCE	31,419	104,975	45,000	45,000
33500003	52036	REPAIRS BUILDING	0	0	700	700
33500003	52043	UTILITIES	3,224	3,522	3,500	3,500
33500003	53018	INSURANCE	7,881	11,845	12,903	14,000
33500003	53029	RECYCLING FEE	7,526	17,880	15,000	15,000
33500003	53042	TELEPHONE	445	445	500	500
33500003	53044	TOWN OF DINOSAUR	12,000	12,000	0	12,000
33500003	53046	TRAVEL	731	0	2,000	2,000
33500003	53048	UNEMPLOYMENT	0	0	0	0
33500003	54021	DUST CONTROL	5,151	0	5,500	5,500
33500003	54029	GAS & DIESEL	30,946	31,117	72,000	72,000
33500003	54031	GRADER BLADES	2,013	0	2,000	2,000
33500003	54037	MISC EQUIPMENT	120	0	600	600
33500003	54038	MISCELLANEOUS	772	3,535	1,400	1,400
33500003	54042	OFFICE SUPPLIES	594	703	800	800
33500003	54043	OIL & ANTIFREEZE	7,500	8,288	7,040	7,040
33500003	54053	PROPANE	0	0	4,710	4,710
33500003	54056	REPAIR PARTS	11,820	35,032	15,000	15,000
33500003	54061	SAND & GRAVEL	0	0	500	500
33500003	54063	SHOP SUPPLIES	442	510	1,000	1,000
33500003	54071	STEEL & IRON	0	0	800	800
33500003	54075	TIRES & TUBES	168	881	5,000	5,000
33500003	54077	TREASURER FEES	8,828	9,127	5,800	5,800
33500003	54090	MULCH	0	0	0	30,000
33500003	55022	OTHER SUPPLIES	1,029	7,173	1,000	1,000
33500003	58001	BAD DEPT	0	0	200	200
33500003	58008	FEES	15,843	5,530	40,000	40,000
Operating Expenditures:			202,560	292,794	294,853	337,950
33500003	60011	EQUIPMENT MISCELLANEOUS	0	0	0	500,000
33500003	60028	CONSTRUCTION	0	0	416,275	0
Capital Expenditures:			0	0	416,275	500,000
Total Expenditures:			573,402	708,850	1,136,739	1,306,050



Airport

Craig-Moffat County Airport



Airport Manager: Candace Miller
Phone: 970-824-9148
Email: cmiller@moffatcounty.net

Mission Statement:

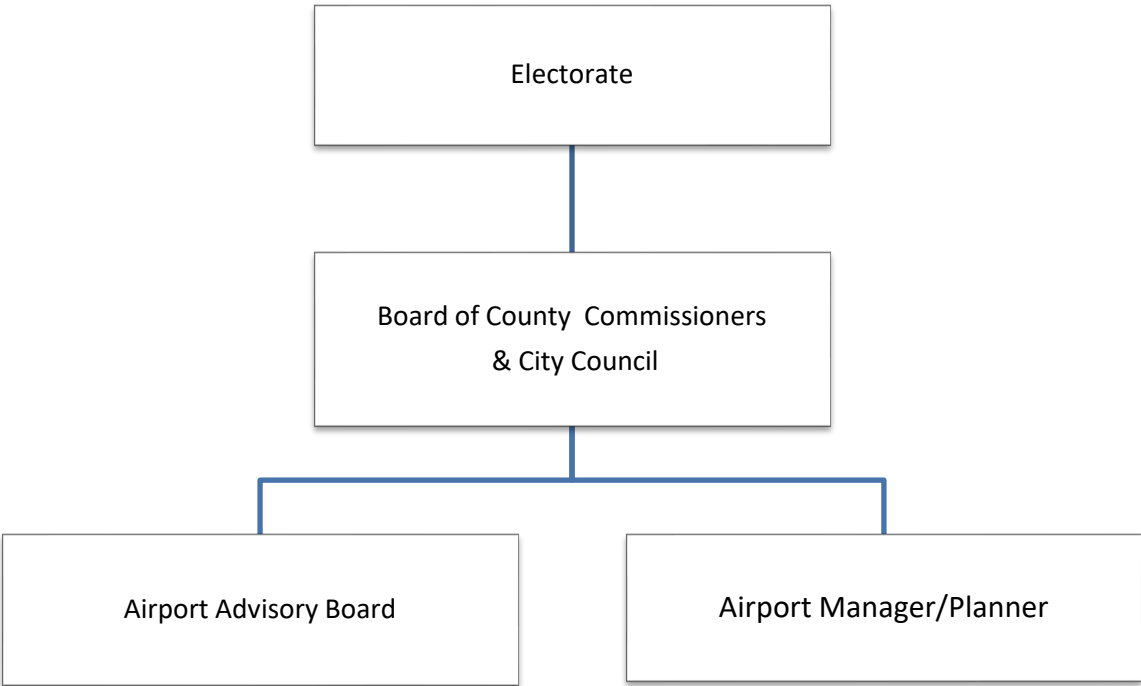
The mission of the Craig-Moffat County Airport is to plan, direct and provide high quality aviation services and facilities for Craig and Moffat County in a safe, secure and efficient manner.

Purpose of Department:

- ✓ Provide for aircraft landings and takeoffs.
- ✓ Provide an upgraded terminal building with phone and internet access.
- ✓ Work with the Bureau of Land Management and National Forest Service to provide facilities for the fire season.
- ✓ Provide rental land for the building of hangars for storage of small aircraft.

Airport Personnel Schedule	
Position Title	FTE
Development Services Airport Manager	0.20
Total	0.20

Airport Organizational Chart



Airport Fund Summary

	2022 Actual	2023 Actual	2024 Budget	2025 Budget
Sources of Funds:				
Property Taxes	\$ -	\$ -	\$ -	\$ -
Sales Tax	11,116	16,762	6,500	6,500
Specific Ownership Taxes	-	-	-	-
Licenses & Permits	-	-	-	-
Intergovernmental	450,113	148,459	278,084	50,047
Charges for Services	17,223	16,847	17,000	17,000
Miscellaneous	128	2,231	-	-
Interest	2,527	9,005	284	2,500
Transfer In	51,509	49,348	202,118	50,047
Fund Balance Used	-	-	-	-
Total Sources of Funds	\$ 532,616	\$ 242,652	\$ 503,986	\$ 126,093
Uses of Funds:				
Personnel	\$ 57,917	18,821.00	\$ 18,913	\$ 10,950
Operating	\$ 38,118	80,577.40	\$ 89,143	\$ 89,643
Capital Outlay	\$ 413,263	\$ 118,259	\$ 330,000	\$ 4,000
Transfers Out	\$ -	\$ -	\$ -	\$ -
Total Uses of Funds	\$ 509,296	\$ 217,658	\$ 438,056	\$ 104,593
Annual Net Activity	\$ 23,318	\$ 24,995	\$ 65,930	\$ 21,500
Cumulative Balance:				
Beginning Fund Balance	\$ 221,366	\$ 244,684	\$ 269,679	\$ 335,609
Change in Fund Balance	23,318	24,995	65,930	21,500
Ending Fund Balance	\$ 244,684	\$ 269,679	\$ 335,609	\$ 357,109
Fund Balance Designations:				
Committed				
60 Days Operating	\$ 16,009	\$ 16,570	\$ 18,013	\$ 16,769
Assigned				
Subsequent Year's Expenditures	\$ 228,675	\$ 253,109	\$ 317,596	\$ 340,340

Airport Revenues

ORG	OBJ	DESCRIPTION	2022 Actual	2023 Actual	2024 Estimate	2025 Budget
34000003	41001	SALES TAX	4,120	7,032	1,500	1,500
34000003	41007	EXCISE TAX	6,996	9,730	5,000	5,000
Sales Taxes:			11,116	16,762	6,500	6,500
34000003	43023	FEDERAL BUREAU OF LAND MANGMN	0	0	0	0
34000003	43024	FEDERAL FAA	386,890	81,959	0	0
34000003	43432	STATE CO DEPT OF TRANSPORT	11,714	17,152	0	0
34000003	43900	CITY OF CRAIG	51,509	49,348	278,084	50,047
Intergovernmental:			450,113	148,459	278,084	50,047
34000003	44037	RENTS	17,223	16,847	17,000	17,000
Charges for Services:			17,223	16,847	17,000	17,000
34000003	45001	MISCELLANEOUS	100	0	0	0
34000003	45022	SALE OF ASSETS	0	0	0	0
34000003	46001	INSURANCE REIMBURSEMENT	0	1,157	0	0
34000003	46004	REIMBURSEMENT	28	1,074	0	0
Miscellaneous:			128	2,231	0	0
34000003	47001	INTEREST EARNED	2,527	9,005	284	2,500
Interest:			2,527	9,005	284	2,500
34000003	48110	TRANSFER IN FROM GENERAL	51,509	49,348	202,118	50,047
Transfer In:			51,509	49,348	202,118	50,047
Total Revenue:			532,616	242,652	503,986	126,093

Airport Expenditures

ORG	OBJ	DESCRIPTION	2022 Actual	2023 Actual	2024 Estimate	2025 Budget
34000003	50025	FULL TIME SHARED WAGES	35,477	12,155	11,820	7,000
34000003	50044	LONGEVITY	1,125	0	0	0
34000003	50046	LEAVE PAID OUT	2,243	0	0	0
34000003	50060	FRINGE BENEFITS	17,220	6,483	6,384	3,500
34000003	50080	RETIREMENT	1,852	184	709	450
Personnel Expenditures:			57,917	18,821	18,913	10,950
34000003	51018	OTHER PROFESSIONAL SERVICES	19,271	66,137	33,000	33,000
34000003	52029	MAINTENANCE CONTRACTS	1,800	0	36,000	36,000
34000003	52037	REPAIRS EQUIP/MAINT	1,564	454	2,000	2,000
34000003	52043	UTILITIES	7,054	7,047	6,763	6,763
34000003	53018	INSURANCE	1,780	1,780	1,780	1,780
34000003	53036	SPRAYING	2,500	2,500	2,500	2,500
34000003	53042	TELEPHONE	496	0	0	0
34000003	54038	MISCELLANEOUS	298	28	300	300
34000003	54045	OPERATING SUPPLIES	34	957	1,000	1,500
34000003	54077	TREASURER FEES	3,073	1,675	5,800	5,800
34000003	58017	RENT REFUND	248	0	0	0
Operating Expenditures:			38,118	80,577	89,143	89,643
34000003	60004	CAPITAL IMPROVEMENTS	413,263	118,259	330,000	4,000
Capital Expenditures:			413,263	118,259	330,000	4,000
Total Expenditures:			509,298	217,658	438,056	104,593



Emergency 911



Regional Coordinator: Elaine Moe
Phone: 970-824-6501
Email: elaine.moe@state.co.us

Mission Statement:

As the communications agent for Moffat County Public Safety, the Craig Regional Communication Center (CRCC) will provide the citizens of Moffat County with effective emergency telephone service for the purpose of implementing rapid emergency services response for public protection and safety.

Purpose of Department:

- ✓ The Craig Regional Communications Center (CRCC) provides public safety communications for the law enforcement, fire and emergency medical service (EMS) agencies within Moffat County. CRCC serves as the Public Safety Answering Point (PSAP...the 911 answer point) for Moffat County. The staff members of CRCC are trained extensively and hold numerous certifications for access to criminal justice records and Emergency Medical Dispatch (EMD). On average, CRCC receives 4000 911 calls annually with 98% answered within ten seconds.
- ✓ While CRCC provides 911 services for Moffat County alone, the center is responsible for communication services for numerous state and federal agencies in the following counties: Routt, Grand, Jackson, Summit, Lake, Eagle, Pitkin, Garfield, and Rio Blanco. On average, CRCC records 120,000 calls for service annually. CRCC also serves as the custodian of all computer aided dispatch(CAD) and audio (telephone and radio) records associated with the operational service area; supervisory staff members provide material for an average of 450 requests annually.

Emergency 911 Fund Summary

	2022 Actual	2023 Actual	2024 Estimate	2025 Budget
Sources of Funds:				
Property Taxes	\$ -	\$ -	\$ -	\$ -
Sales Tax	171,067	134,986	100,000	100,000
Specific Ownership Taxes	-	-	-	-
Licenses & Permits	-	-	-	-
Intergovernmental	-	-	-	-
Charges for Services	-	-	-	-
Miscellaneous	7,560	45,565	-	-
Interest	5,160	20,635	6,000	10,000
Transfer In	-	-	-	-
Fund Balance Used	-	-	-	-
Total Sources of Funds	\$ 183,786	\$ 201,187	\$ 106,000	\$ 110,000
Uses of Funds:				
Personnel	\$ -	\$ -	\$ -	\$ -
Operating	\$ 86,996	\$ 71,151	\$ 105,550	105,550
Capital Outlay	\$ -	\$ -	\$ -	\$ -
Transfers Out	\$ -	\$ -	\$ -	\$ -
Total Uses of Funds	\$ 86,996	\$ 71,151	\$ 105,550	\$ 105,550
Annual Net Activity	\$ 96,791	\$ 130,036	\$ 450	\$ 4,450
Cumulative Balance:				
Beginning Fund Balance	\$ 496,876	\$ 593,667	\$ 723,702	\$ 724,152
Change in Fund Balance	96,791	130,036	450	4,450
Ending Fund Balance	\$ 593,667	\$ 723,702	\$ 724,152	\$ 728,602
Fund Balance Designations:				
Restricted				
911 Services	\$ 593,667	\$ 723,702	\$ 724,152	\$ 728,602

E911 Revenues

ORG	OBJ	DESCRIPTION	2022 Actual	2023 Actual	2024 Estimate	2025 Budget
23000002	41004	EMERGENCY 911 TAX	171,067	134,986	100,000	100,000
		Sales Taxes:	171,067	134,986	100,000	100,000
23000002	43436	STATE E911 GRANT	7,560	45,524	0	0
23000002	45001	MISCELLANEOUS	0	0	0	0
23000002	46004	REIMBURSEMENT	0	41	0	0
		Miscellaneous:	7,560	45,565	0	0
23000002	47001	INTEREST EARNED	5,160	20,635	6,000	10,000
		Interest:	5,160	20,635	6,000	10,000
		Total Revenue:	183,787	201,186	106,000	110,000

E911 Expenditures

ORG	OBJ	DESCRIPTION	2022 Actual	2023 Actual	2024 Estimate	2025 Budget
23000002	52043	UTILITIES	661	834	550	550
23000002	53010	EDUCATION	3,725	2,306	8,000	8,000
23000002	53042	TELEPHONE	7,414	1,615	10,000	10,000
23000002	54045	OPERATING SUPPLIES	5,976	4,682	12,000	12,000
23000002	54068	SPECIAL PROJECTS	69,221	61,714	75,000	75,000
		Operating Expenditures:	86,996	71,151	105,550	105,550
		Total Expenditure:	86,996	71,151	105,550	105,550



Capital Projects



Finance Director: Catherine Nielson
Phone: 970-824-9106
Email: cnielson@moffatcounty.net

Purpose of Department:

This fund is used to account for major capital projects, which are funded, by an assigned revenue source, i.e. County owned mineral revenue. The County owned mineral revenue is being designated as follows per Resolution 2006-137 Designation of Revenue in Capital Projects Fund:

- ✓ 15% of the revenue for Courthouse Expansion/Major Renovations
- ✓ 15% of the revenue for Senior Housing Improvements/Addition
- ✓ 25% of the revenue for a multiuse building at the Fairgrounds
- ✓ 45% of the revenue for yet to be determined capital improvements

**Capital Projects
Fund Summary**

	2022 Actual	2023 Actual	2024 Estimate	2025 Budget
<u>Sources of Funds:</u>				
Property Taxes	\$ -	\$ -	\$ -	\$ -
Sales Tax	-	-	-	-
Specific Ownership Taxes	-	-	-	-
Licenses & Permits	-	-	-	-
Intergovernmental	4,571,054	78,946	-	-
Charges for Services	-	-	-	-
Miscellaneous	56,434	48,206	50,000	238,909
Interest	124,376	293,426	3,280	50,000
Transfer In	-	-	-	-
Fund Balance Used	-	-	1,790,633	150,582
Total Sources of Funds	\$ 4,751,861	\$ 420,579	\$ 1,843,913	\$ 439,491
<u>Uses of Funds:</u>				
Personnel	\$ -	\$ -	\$ -	\$ -
Operating	-	-	-	0
Capital Outlay	\$ 18,961,927	\$ 5,441,498	\$ 1,843,913	\$ 636,157
Transfers Out	-	-	-	-
Total Uses of Funds	\$ 18,961,926	\$ 5,441,497	\$ 1,843,913	\$ 636,157
Annual Net Activity	\$ (14,210,065)	\$ (5,020,918)	\$ -	\$ (196,666)
<u>Other Financing Sources:</u>				
Bonds	\$ 24,890,862.91	\$ -	\$ -	\$ 196,666
Transfers (out)	-	-	-	-
Total Other Financing Sources	\$ 24,890,862.91	\$ -	\$ -	\$ 196,666
<u>Cumulative Balance:</u>				
Beginning Fund Balance	\$ 24,361,806	\$ 10,151,742	\$ 5,130,822	\$ 3,340,189
Change in Fund Balance	(14,210,065)	(5,020,918)	(1,790,633)	(0)
Ending Fund Balance	\$ 10,151,741	\$ 5,130,822	\$ 3,340,189	\$ 3,340,188
<u>Fund Balance Designations:</u>				
Committed				
				-
Courthouse Improvements	\$ 1,522,761	\$ 769,623	\$ 501,028	\$ 501,028
Fairground Improvements	\$ 2,537,935	\$ 1,282,705	\$ 835,047	\$ 835,047
Senior Housing Improvements	\$ 1,522,761	\$ 769,623	\$ 501,028	\$ 501,028
County-wide Improvements	\$ 4,568,283	\$ 2,308,870	\$ 1,503,085	\$ 1,503,085

Capital Projects Courthouse Revenue

ORG	OBJ	DESCRIPTION	2022 Actual	2023 Actual	2024 Estimate	2025 Budget
345CTLS3	47003	INTEREST INCOME ACCRUED	108,564	127,397	0	0
		Interest:	108,564	127,397	0	0
345CTLS3	45030	LEASE PROCEEDS	0	0	0	0
345CTLS3	46004	REIMBURSEMENT	2,821	17,651	0	0
		Miscellaneous:	2,821	17,651	0	0
		Total Revenue:	111,385	145,048	0	0

Capital Projects Courthouse Expenditures

ORG	OBJ	DESCRIPTION	2022 Actual	2023 Actual	2024 Estimate	2025 Budget
		COURTHOUSE				
345CTLS3	58011	INTEREST ON BONDS	0	0	0	0
345CTLS3	58019	PRINCIPAL ON BOND	0	0	0	0
345CTLS3	58014	PAYING AGENTS FEE	0	0	0	0
		SOLAR				
345JLSR3	58011	INTEREST ON BONDS	0	0	0	0
345JLSR3	58019	PRINCIPAL ON BOND	0	0	0	0
345JLSR3	58021	BOND RENTAL PAYMENT	0	4,310	0	0
17000000	59010	TRANSFER TO LEASE PURCHASE	0	0	0	0
		Capital Expenditures:	0	4,310	0	0
		Total Expenditures:	0	4,310	0	0

Other Sources of Funding

ORG	OBJ	DESCRIPTION	2022 Actual	2023 Actual	2024 Estimate	2025 Budget
		CAPITAL PURCHASE COURTHOUSE 2021 ISSUANCE				
345CTLS3	45028	BOND PROCEEDS	21,635,000	0	0	0
345CTLS3	48000	PREMIUM ON BONDS	2,916,522	0	0	0
345CTLS3	45029	LEASE PROCEEDS	314,864	0	0	0
345CTLS3		BOND ISSUANCE COST	0	0	0	0
345CTLS3		PROCEEDS FROM CAPITAL LEASE	0	0	0	0
		CAPITAL PURCHASE UTILITY PUBLIC SAFETY CENTER SOLAR				
345JLSR	60041	SOLAR	24,477	0	0	0
		Total Other Financing Sources	24,890,863	0	0	0
345CTLS3	60007	COURTHOUSE BLDG	72,596	4,530,424	1,616,413	196,666
345JLSR3	60041	SOLAR	(24,477)	0	0	0
		Capital Expenditures:	48,119	4,530,424	1,616,413	196,666

Capital Projects Revenues

ORG	OBJ	DESCRIPTION	2022 Actual	2023 Actual	2024 Estimate	2025 Budget
34500003	45006	MISC GRANT	0	0	0	0
34500003	45003	SALES & LEASES	14,159	18,100	50,000	15,000
34500003	45001	MISCELLANEOUS	39,454	12,455	0	0
345USDA3	43032	FEDERAL USDA	4,571,054	78,946	0	223,909
Miscellaneous:			4,624,667	109,502	50,000	238,909
34500003	43408	STATE MISCELLANEOUS	0	0	0	0
Intergovernmental:			0	0	0	0
34500003	47001	INTEREST EARNED	15,812	166,029	3,280	50,000
Interest:			15,812	166,029	3,280	50,000
Total Revenue			4,640,478	275,531	53,280	288,909

Capital Projects Expenditures

ORG	OBJ	DESCRIPTION	2022 Actual	2023 Actual	2024 Estimate	2025 Budget
34500003	60005	CAPITAL OUTLAY	2,162,950	27,498	200,000	200,000
34500003	60007	COURTHOUSE BLDG	16,725,642	36,835	0	0
34500003	60016	FAIRGROUNDS BLDG	8,207	0	0	0
34500003	60017	HUMAN SERVICES BLD	0	0	0	0
34500003	60021	LOUDY SIMPSON	0	0	7,500	15,582
34500003	60025	ROAD & BRIDGE BLDG	0	0	0	0
34500003	60026	WEED & PEST BLDG	0	0	0	0
34500003	60033	PUB SAFETY CENTER BLDG	0	0	0	0
34500003	60036	CEMETERY	17,008	0	20,000	0
34500003	60038	SENIORS KITCHEN	0	0	0	0
345USDA3	60007	USDA COURTHOUSE	0	842,431	0	223,909
Capital Expenditures:			18,913,807	906,764	227,500	439,491
Total Expenditures:			18,913,807	906,764	227,500	439,491
Expenditure Total:			18,913,807	906,764	227,500	439,491

Conservation Trust



Facilities Director: Barry Barnes
Phone: 970-824-9107
Email: bbarnes@moffatcounty.net

Purpose of Department:

- ✓ To use the Conservation Trust to improve Loudy Simpson Park, Maybell Park and Sherman Youth Camp.
- ✓ The Conservation Trust Fund was established in conjunction with the Colorado State Lottery.
- ✓ The County received a share back of lottery proceeds, which is based on a per capita formula that is established by the state. The funds may be expended for the acquisition, development and maintenance of new conservation sites for capital improvements or maintenance for recreational purposes on any public site.

**Conservation Trust
Fund Summary**

	2022 Actual	2023 Actual	2024 Estimate	2025 Budget
<u>Sources of Funds:</u>				
Property Taxes	\$ -	\$ -	\$ -	\$ -
Sales Tax	-	-	-	-
Specific Ownership Taxes	-	-	-	-
Licenses & Permits	-	-	-	-
Intergovernmental	51,069	55,864	36,000	36,000
Charges for Services	-	-	-	-
Miscellaneous	-	-	-	-
Interest	1,435	6,379	186	3,000
Transfer In	-	-	-	-
Fund Balance Used	-	-	48,264	-
Total Sources of Funds	\$ 52,504	\$ 62,243	\$ 84,450	\$ 39,000
<u>Uses of Funds:</u>				
Personnel	\$ 8,639	\$ 9,314	\$ 18,000	\$ 18,000
Operating	\$ 524	\$ 621	\$ 450	\$ 700
Capital Outlay	\$ 13,295	\$ -	\$ 66,000	\$ 15,000
Transfers Out	\$ -	\$ -	\$ -	\$ -
Total Uses of Funds	\$ 22,458	\$ 9,935	\$ 84,450	\$ 33,700
Annual Net Activity	\$ 30,044	\$ 52,308	\$ -	\$ 5,300
<u>Cumulative Balance:</u>				
Beginning Fund Balance	\$ 143,129	\$ 173,173	\$ 225,481	\$ 177,217
Change in Fund Balance	30,044	52,308	(48,264)	5,300
Ending Fund Balance	\$ 173,173	\$ 225,481	\$ 177,217	\$ 182,517
<u>Fund Balance Designations:</u>				
Restricted				
Outdoor Recreational Improvements	\$ 173,173	\$ 225,481	\$ 177,217	\$ 182,517

Conservation Trust Revenues

ORG	OBJ	DESCRIPTION	2022 Actual	2023 Actual	2024 Estimate	2025 Budget
35000003	43401	STATE LOTTERY CONSERV TRUST	51,069	55,864	36,000	36,000
		Intergovernmental:	51,069	55,864	36,000	36,000
35000003	45001	MISCELLANEOUS	0	0	0	0
		Miscellaneous:	0	0	0	0
35000003	47001	INTEREST EARNED	1,435	6,379	186	3,000
		Interest :	1,435	6,379	186	3,000
		Total Revenue:	52,504	62,243	36,186	39,000

Conservation Trust Expenditures

ORG	OBJ	DESCRIPTION	2022 Actual	2023 Actual	2024 Estimate	2025 Budget
35000003	50050	CONTRACT LABOR	8,639	9,314	18,000	18,000
		Personnel Expenditures:	8,639	9,314	18,000	18,000
35000003	54077	TREASURER FEES	525	622	450	700
		Operating Expenditures:	525	622	450	700
35000003	60005	CAPITAL OUTLAY	13,295	0	66,000	15,000
		Capital Expenditures:	13,295	0	66,000	15,000
		Total Expenditures:	22,458	9,935	84,450	33,700



Moffat County Library



Library Director: Keisha Bickford
Phone: 970-824-7550 x 404
Email: kbickford@moffat.lib.co.us

Mission Statement:

To provide an environment where patrons can meet their educational, informational and recreational needs.

Vision Statement:

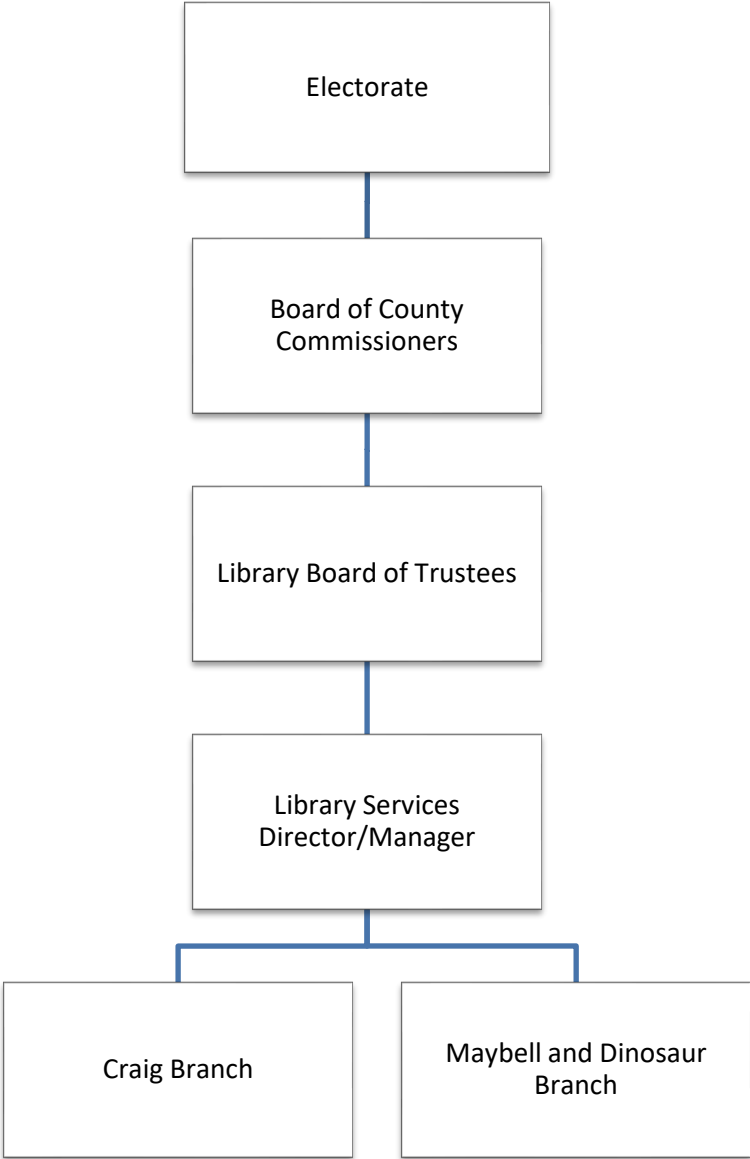
To provide an environment where lifelong habits of learning, self-improvement and self-expression are encouraged.

Purpose of Department:

- ✓ The purpose of the public library is to ensure access to information through various formats for all. Libraries provide free public computer and Internet access. Other services may include a variety of programs to encourage early literacy free of charge.
- ✓ The public library will continue to provide outreach services for the community with the intention of developing literacy skills.
- ✓ *"The best reading, for the largest number, at the least cost." - American Library Association*

Library Personnel Schedule	
Position Title	FTE
Library Manager	1.00
Library Supervisor	0.70
Library Technician	1.00
Library Assistant I	1.63
Library Assistant II	1.00
Custodial Technician	0.50
Total	5.83

Moffat County Library Organizational Chart



**Library
Fund Summary**

	2022 Actual	2023 Actual	2024 Estimate	2025 Budget
Sources of Funds:				
Property Taxes	\$ 69	\$ -	\$ -	\$ -
Sales Tax	-	-	-	-
Specific Ownership Taxes	-	-	-	-
Licenses & Permits	-	-	-	-
Intergovernmental	13,311	6,286	5,000	5,000
Charges for Services	3,490	3,342	5,500	3,000
Miscellaneous	20,722	21,168	19,400	18,950
Interest	3,546	14,267	557	5,000
Transfer In	360,857	345,857	340,977	450,900
Fund Balance Used	-	-	42,623	-
Total Sources of Funds	\$ 401,995	\$ 390,920	\$ 414,057	\$ 482,850
Uses of Funds:				
Personnel	\$ 255,343	286,141	\$ 280,863	\$ 363,920
Operating	\$ 87,933	96,417	\$ 106,165	108,930
Capital Outlay	\$ 32,504	\$ -	\$ 27,029	\$ 10,000
Transfers Out	\$ -	\$ -	\$ -	\$ -
Total Uses of Funds	\$ 375,780	\$ 382,558	\$ 414,057	\$ 482,850
Annual Net Activity	\$ 26,215	\$ 8,362	\$ (0)	\$ -
Cumulative Balance:				
Beginning Fund Balance	\$ 368,925	\$ 395,140	\$ 403,502	\$ 360,879
Change in Fund Balance	26,215	8,361	(42,623)	-
Ending Fund Balance	\$ 395,140	\$ 403,502	\$ 360,879	\$ 360,879
Fund Balance Designations:				
Committed				
Memorial Funds	\$ 52,205	\$ 53,753	\$ 52,607	\$ 52,607
60 Days Operating	\$ 57,224	\$ 63,772	\$ 64,518	\$ 78,824
Assigned				
Subsequent Year's Expenditures	\$ 285,711	\$ 285,976	\$ 243,754	\$ 229,448

Library Revenues

ORG	OBJ	DESCRIPTION	2022 Actual	2023 Actual	2024 Estimate	2025 Budget
53500005	40001	PROPERTY TAX	66	0	0	0
53500005	40003	INTEREST & PENALTY PROP TAX	3	0	0	0
		Property Taxes:	69	0	0	0
53500005	43403	STATE LIBRARY GRANT	13,311	6,286	5,000	5,000
		Intergovernmental:	13,311	6,286	5,000	5,000
53500005	44011	FINES AND COLLECTIONS	3,490	3,342	5,500	3,000
		Charges for Services:	3,490	3,342	5,500	3,000
53500005	43901	TOWN OF DINOSAUR	15,000	15,000	15,000	15,000
53500005	45001	MISCELLANEOUS	9	6	500	50
53500005	45003	SALES & LEASES	2,400	2,400	2,400	2,400
53500005	45004	TAXABLE SALES	1,622	1,779	1,500	1,500
53500005	45005	MEMORIAL FUND	402	1,146	0	0
53500005	45022	SALE OF ASSETS	0	0	0	0
53500005	46001	INSURANCE REIMBURSEMENT	1,288	0	0	0
53500005	46004	REIMBURSEMENT	0	836	0	0
		Miscellaneous:	20,722	21,168	19,400	18,950
53500005	47001	INTEREST EARNED	3,546	14,267	557	5,000
		Interest:	3,546	14,267	557	5,000
53500005	48110	TRANSFER IN FROM GENERAL	360,857	345,857	340,977	450,900
		Transfer In:	360,857	345,857	340,977	450,900
		Total Revenue:	401,995	390,920	371,434	482,850

Library Expenditures

ORG	OBJ	DESCRIPTION	2022 Actual	2023 Actual	2024 Estimate	2025 Budget
53500005	50020	FULL TIME WAGES	56,347	60,026	80,100	113,200
53500005	50030	PART TIME WAGES	86,292	107,713	99,200	123,000
53500005	50044	LONGEVITY	0	0	0	0
53500005	50046	LEAVE PAID OUT	0	0	0	0
53500005	50060	FRINGE BENEFITS	38,292	38,535	46,545	75,500
53500005	50080	RETIREMENT	3,381	3,601	4,806	7,000
53501805	50030	PART TIME WAGES-DINOSAUR	17,369	20,517	21,400	22,000
53501805	50060	FRINGE BENEFITS-DINOSAUR	1,348	1,590	1,660	1,710
53501705	50030	PART TIME WAGES-MAYBELL	37,161	38,784	19,400	20,000
53501705	50060	FRINGE BENEFITS-MAYBELL	12,924	13,047	6,588	1,510
53501706	50080	RETIREMENT-MAYBELL	2,230	2,327	1,164	0
Personnel Expenditures:			255,343	286,141	280,863	363,920
53500005	52027	LEASING	1,009	1,146	1,800	1,800
53500005	52031	OUTSIDE BLDG MAINTENANCE	126	110	2,000	2,000
53500005	52036	REPAIRS BUILDING	3,905	2,172	2,000	2,000
53500005	52037	REPAIRS EQUIP/MAINT	994	580	1,200	1,200
53500005	52043	UTILITIES	12,563	16,420	10,200	15,000
53500005	52052	SPECIAL PROGRAMS	1,443	1,599	1,500	3,000
53500005	53018	INSURANCE	6,300	20,530	21,975	20,740
53500005	53042	TELEPHONE	1,327	1,089	3,700	1,500
53500005	53046	TRAVEL	40	79	2,600	500
53500005	53048	UNEMPLOYMENT	0	0	0	0
53500005	53050	VEHICLE MAINT & REPAIR	0	0	0	0
53500005	54003	AUDIO	4,767	2,825	3,500	1,000
53500005	54004	AUTOMATION	1,237	1,426	1,500	3,000
53500005	54006	BOARD EXPENSE	2,837	1,223	2,000	2,000
53500005	54007	BOOKS	25,266	26,271	25,000	29,000
53500005	54042	OFFICE SUPPLIES	2,452	3,303	1,500	3,000
53500005	54049	POSTAGE	942	0	0	0
53500005	54069	SUBSCRIPTIONS	3,774	2,166	4,000	1,500
53500005	54077	TREASURER FEES	560	434	300	300
53500005	54083	E MATERIALS	4,510	4,510	4,500	4,500
53500005	58601	INTER LIBRARY LOAN	0	556	1,000	1,000
53501705	52043	UTILITIES - MAYBELL	6,758	4,523	7,090	7,090
53501705	53042	TELEPHONE - MAYBELL	706	819	1,000	1,000
53501805	52043	UTILITIES - DINOSAUR	3,924	1,834	5,100	5,100
53501805	53042	TELEPHONE - DINOSAUR	2,495	2,802	2,700	2,700
Operating Expenditures:			87,933	96,417	106,165	108,930
53500005	60032	LIBRARY BUILDINGS	0	0	0	10,000
53500005	60004	CAPITAL IMPROVEMENTS	13,741	0	0	0
53500005	60005	CAPITAL OUTLAY	18,764	0	27,029	0
Capital Expenditures:			32,504	0	27,029	10,000
Total Expenditures:			375,780	382,558	414,057	482,850



Maybell Waste Water Treatment Facility



Maybell Waste Water Treatment Facility
475 County Road 19
Maybell, CO 81640

Mission Statement:

Maybell Waste Water Treatment Facility serving the community of Maybell, Colorado.

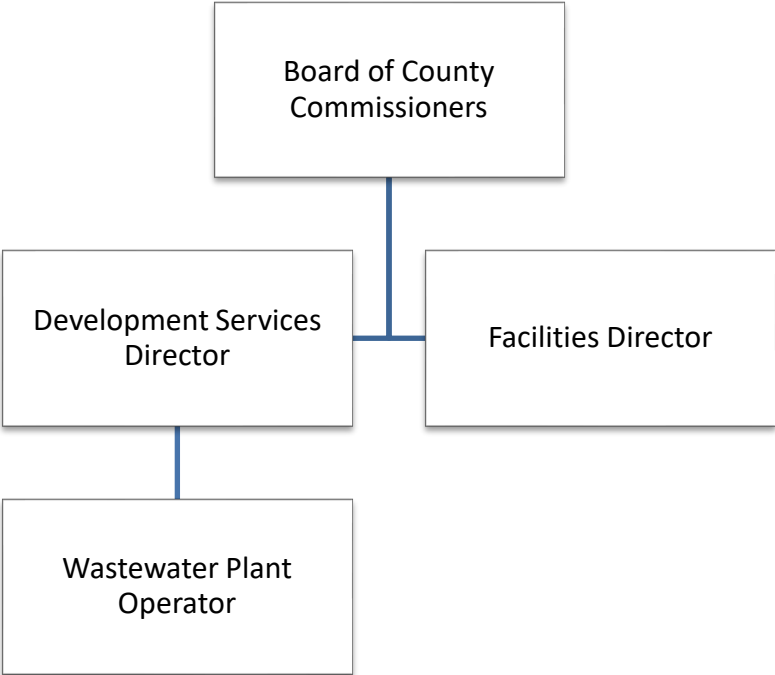
Purpose of Department:

This Department oversees the operation and maintenance of the Maybell Waste Water Treatment Facility.

Maybell Waste Water Treatment Facility Personnel Schedule

Position Title	FTE
Contract Labor (Wastewater Plant Operator)	0.00
Total	0.00

Maybell Waste Water Treatment Facility Organizational Chart



**Maybell Waste Water Treatment Facility
Fund Summary**

	2022 Actual	2023 Actual	2024 Estimate	2025 Budget
Sources of Funds:				
Property Taxes	\$ -	\$ -	\$ -	\$ -
Sales Tax	-	-	-	-
Intergovernmental	-	-	-	-
Charges for Services	40,140	34,053	36,960	36,960
Miscellaneous	-	346	-	-
Interest	1,146	4,653	142	2,000
Transfer In	-	127,204	-	-
Fund Balance Used			13,111	24,878
Total Sources of Funds	\$ 41,286	\$ 166,256	\$ 50,213	\$ 63,838
Uses of Funds:				
Personnel	\$ 9,621	\$ 5,996	\$ 16,400	\$ 16,400
Operating	\$ 29,116	\$ 23,748	\$ 33,813	\$ 37,438
Capital Outlay	\$ -	\$ -	\$ -	\$ 10,000
Transfers Out	\$ -	\$ -	\$ -	\$ -
Total Uses of Funds	\$ 38,736	\$ 29,743	\$ 50,213	\$ 63,838
Annual Net Activity	\$ 2,549	\$ 136,511	\$ (0)	\$ (0)
Cumulative Balance:				
Beginning Fund Balance	\$ 355,960	\$ 358,509	\$ 495,020	\$ 481,909
Change in Fund Balance	2,549	136,511	(13,111)	(24,878)
Ending Fund Balance	\$ 358,509	\$ 495,020	\$ 481,909	\$ 457,031
Fund Balance Designations:				
Nonspendable				
Property, Plant, & Equipment	257,769	257,769	240,274	222,815
Assigned				
Subsequent Year's Expenditures	100,740	237,251	241,635	234,216


Maybell Waste Water Treatment Facility Revenues

ORG	OBJ	DESCRIPTION	2022 Actual	2023 Actual	2024 Estimate	2025 Budget
35500003	44002	USER FEES	40,140	34,053	36,960	36,960
		Charges for Services:	40,140	34,053	36,960	36,960
35500003	45001	MISCELLANEOUS	0	0	0	0
35500003	45022	SALE OF ASSETS	0	0	0	0
35500003	46004	REIMBURSEMENT	0	346	0	0
		Miscellaneous:	-	346	0	0
35500003	47001	INTEREST EARNED	1,146	4,653	142	2,000
		Interest:	1,146	4,653	142	2,000
		CAPITAL CONTRIBUTIONS	0	127,204	0	0
			0	127,204	0	0
		Total Revenue:	41,286	166,256	37,102	38,960

Maybell Waste Water Treatment Facility Expenditures

ORG	OBJ	DESCRIPTION	2022 Actual	2023 Actual	2024 Estimate	2025 Budget
35500003	50030	PART TIME WAGES	15	0	0	0
35500003	50050	CONTRACT LABOR	9,600	6,000	16,400	16,400
35500003	50042	OVER TIME	0	0	0	0
35500003	50060	FRINGE BENEFITS	5	(4)	0	0
		Personnel Expenditures:	9,621	5,996	16,400	16,400
35500003	51018	OTHER PROFESSIONAL SERVICES	4,000	2,400	0	0
35500003	52037	REPAIRS EQUIP/MAINT	1,281	7,766	6,500	10,000
35500003	52043	UTILITIES	889	3,624	4,004	4,004
35500003	53043	TESTING	0	0	1,200	1,200
35500003	54030	GAS & OIL	0	0	64	64
35500003	54038	MISCELLANEOUS	0	0	0	0
35500003	54077	TREASURER FEES	440	427	275	400
35500003	58002	DEPRECIATION	20,953	8,506	20,161	20,161
35500003	58009	FILING FEES	555	26	609	609
35500003	58015	PERMITS	999	999	1,000	1,000
		Operating Expenditures:	29,116	23,748	33,813	37,438
35500003	60004	CAPITAL IMPROVEMENTS	0	0	0	10,000
		Capital Expenditures:	0	0	0	10,000
		Total Expenditures:	38,736	29,744	50,213	63,838

Health & Welfare



Health benefits

Human Resources Director: Rachel Bower
Phone: 970-824-9108
Email: rbower@moffatcounty.net

Mission Statement:

The Health & Welfare Board will continue to work towards minimal changes in benefits while offering the best benefits possible for our employees at an equitable cost to Moffat County and at a minimal cost to our employees. Offering our on-site Employee Health & Wellness Center to our employees and their eligible dependents is a means of offering prevention and wellness based healthcare to control our healthcare costs. Our goal is to focus on prevention and wellness in hopes of catching illness in the early stages in order to prevent the cost of higher claims in the future.

Purpose of Department:

- Monitors and maintains all financial records concerning the County's benefit plans. The plan includes major medical, dental, vision, life, and COBRA. Each department contributes to this fund and the monies are paid out as required. This fund is guided and monitored by the Moffat County Health and Welfare Board.
- Oversees and assists in the successful operation of the Employee Health & Wellness Center.
- Moffat County currently is self-funded, which gives the Health and Welfare Board more control over our plan. The benefits of being self-insured include paying only claims that are incurred rather than anticipated claims, keeping the savings of lower-than-expected claims instead of forfeiting it to the insurance company, only paying up to our stop-loss limit of \$85,000 per claim or \$2,500,000 total per year if claims are higher than expected, and having greater flexibility in determining which benefits to offer.

Health and Welfare Fund Summary

	2022 Actual	2023 Actual	2024 Estimate	2025 Budget
Sources of Funds:				
Property Taxes	\$ -	\$ -	\$ -	\$ -
Sales Tax	-	-	-	-
Specific Ownership Taxes	-	-	-	-
Licenses & Permits	-	-	-	-
Intergovernmental	-	-	-	-
Charges for Services	3,900,973	4,027,874	3,823,924	3,876,400
Miscellaneous	799,224	179,487	220,000	200,000
Interest	54,885	28,056	4,048	50,000
Transfer In	-	-	-	-
Fund Balance Used	-	-	456,854	1,606,943
Total Sources of Funds	\$ 4,755,082	\$ 4,235,417	\$ 4,504,826	\$ 5,733,343
Uses of Funds:				
Personnel	\$ -	\$ -	\$ -	\$ -
Operating	\$ 4,712,529	\$ 4,005,774	\$ 4,504,826	5,733,343
Capital Outlay	\$ -	\$ -	\$ -	\$ -
Transfers Out	\$ 25,000	\$ -	\$ -	\$ -
Total Uses of Funds	\$ 4,737,529	\$ 4,005,774	\$ 4,504,826	\$ 5,733,343
Annual Net Activity	\$ 17,552	\$ 229,645	\$ 0.00	\$ -
Cumulative Balance:				
Beginning Fund Balance	\$ 3,290,676	\$ 3,308,228	\$ 3,537,874	\$ 3,081,020
Change in Fund Balance	17,552	229,645	(456,854)	(1,606,943)
Ending Fund Balance*	\$ 3,308,228	\$ 3,537,874	\$ 3,081,020	\$ 1,474,077
Fund Balance Designations:				
Restricted	110,000	110,000	110,000	110,000
Assigned				
Subsequent Year's Expenditures	3,198,228	3,427,874	2,971,020	1,364,077

Health & Welfare Revenues

ORG	OBJ	DESCRIPTION	2022 Actual	2023 Actual	2024 Estimate	2025 Budget
18000001	44012	PREMIUMS/MEDICAL COUNTY	2,020,390	3,532,072	3,400,685	1,860,000
18000001	44013	PREMIUMS/MEDICAL COBRA	76,335	207,360	8,000	20,000
18000001	44014	PREMIUMS/DENTAL COUNTY	71,982	63,826	131,190	65,000
18000001	44015	PREMIUMS/VISON COUNTY	40,723	42,561	47,856	43,600
18000001	44016	PREMIUMS/LIFE	16,609	20,616	13,990	21,100
18000001	44017	PREMIUMS LONG TERM DISABILITY	36,590	33,438	37,595	33,700
18000001	44018	EMPLOYEE CONTRIBUTIONS	1,630,678	128,000	184,608	1,833,000
Charges for Services:			3,893,306	4,027,874	3,823,924	3,876,400
<hr/>						
18000001	45001	MISCELLANEOUS	54,885	26,017	20,000	0
18000001	45007	INSURANCE CAP PROCEEDS	475,039	153,470	200,000	200,000
Miscellaneous:			529,924	179,487	220,000	200,000
<hr/>						
18000001	47001	INTEREST EARNED	30,321	113,859	4,048	50,000
18000001	47002	INTEREST OTHER	0	2,947	0	0
		SALE OF ASSETS	0	(88,750)	0	0
Interest:			30,321	28,056	4,048	50,000
<hr/>						
Total Revenue:			4,453,551	4,235,417	4,047,972	4,126,400

Health & Welfare Expenditures

ORG	OBJ	DESCRIPTION	2022 Actual	2023 Actual	2024 Estimate	2025 Budget
EMPLOYEE BENEFIT PLANS						
18000001	51010	EMPLOYEE HEALTH & WELLNESS CTR	0	0	0	0
18000001	52043	UTILITIES	0	0	0	0
18000001	53007	DENTAL ADMIN FEE	10,990	12,552	11,973	15,000
18000001	53008	DENTAL CLAIMS	107,673	102,808	137,616	130,000
18000001	53022	LIFE INS PREMIUM	115,822	276,274	38,891	355,000
18000001	53023	LONG TERM DISABILITY PREMIUM	27,914	24,826	36,766	32,500
18000001	53024	MEDICAL ADMIN FEE	243,343	161,081	130,954	215,000
18000001	53040	STOP LOSS	568,944	593,176	496,633	637,000
18000001	53042	TELEPHONE	0	0	0	0
18000001	53051	VISION PREMIUM	41,537	42,863	46,075	46,000
18000001	53053	WELLNESS	0	0	5,000	5,000
18000001	53061	TRANS REINSURANCE	889	984	820	1,200
18000001	53062	MEDICAL CLAIMS	2,304,565	1,510,681	2,497,269	2,742,335
18000001	54038	MISCELLANEOUS	0	193	0	200
18000001	54045	OPERATING SUPPLIES	0	0	0	0
18000001	54046	OTHER ADMIN EXPENSE	0	24,000	36,100	36,100
18000001	54050	PRESCRIPTIONS	699,302	650,926	497,048	902,000
18000001	58002	DEPRECIATION	3,328	3,329	0	0
EMPLOYEE BENEFIT PLANS Subtotal			4,124,306	3,403,694	3,935,145	5,117,335
EMPLOYEE HEALTH & WELLNESS CLINIC						
180EHC151010		CONTRACT	414,637	482,821	391,652	431,640
180EHC151029		LAB CLAIMS	98,569	62,715	117,000	117,000
180EHC152017		FACILITY EXPENSE	973	1,149	200	6,300
180EHC152043		UTILITIES	4,510	3,007	3,403	0
180EHC153042		TELEPHONE	595	616	758	800
180EHC154038		MISCELLANEOUS	32,321	0	0	600
180EHC154045		OPERATING SUPPLIES	1,375	1,375	2,000	2,000
180EHC154050		PRESCRIPTIONS	65,563	50,396	52,000	55,000
180EHC158002		DEPRECIATION	(3,329)	3,329	2,668	2,668
EMPLOYEE HEALTH & WELLNESS CLINIC Subtotal			615,215	605,408	569,681	616,008
Operating Expenditures:			4,739,521	4,009,102	4,504,826	5,733,343
TRANSFER EXPENDITURES						
18000001	59005	TRANSFER OUT GENERAL	25,000	0	0	0
Transfer Expenditures:			25,000	0	0	0
Total Expenditures:			4,764,521	4,009,102	4,504,826	5,733,343

Moffat County Senior Citizens



Housing Authority Director: Suzanne Hope
Phone: 970-824-3660 x 5
Email: shope@moffatcounty.net

Mission Statement

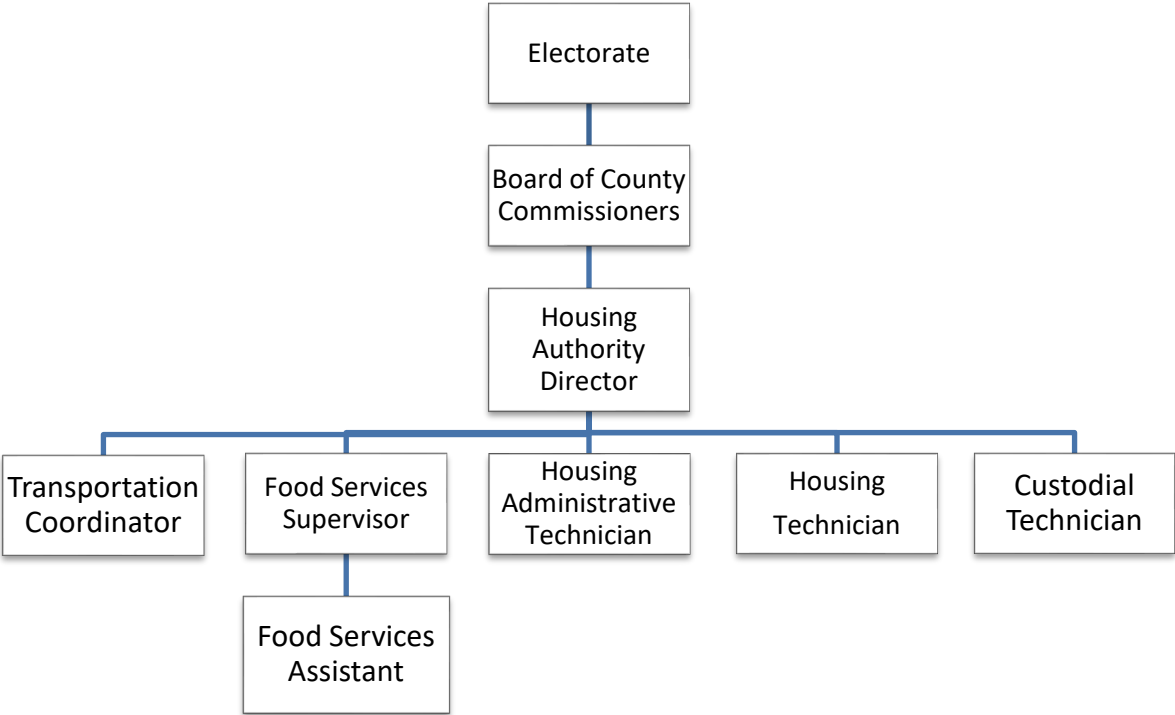
The mission of the Craig Senior Citizens Department is to enable Moffat County Senior Citizens to remain actively involved in our community and to support their independence by providing them with nutritious lunch-time meals and safe transportation.

Purpose of Department

- ✓ The Senior Citizens Department provides congregate lunch-time meals and Meals-on-Wheels for senior citizens in our community.
- ✓ The Department also provides safe transportation for senior citizens in the Craig, Maybell and Dinosaur areas.

Senior Citizens Personnel Schedule	
Position Title	FTE
Housing Authority Director	0.25
Housing Administrative Technician	0.08
Transportation Coordinator	1.00
Food Services Supervisor	1.00
Food Services Assistant	0.70
Housing Technician	0.07
Custodial Technician	0.03
Assistant Night Manager	n/a
Total	3.13

Senior Citizens Organizational Chart



Senior Citizen Fund Summary

	2022 Actual	2023 Actual	2024 Estimate	2025 Budget
<u>Sources of Funds:</u>				
Property Taxes	\$ -	\$ -	\$ -	\$ -
Sales Tax	-	-	-	-
Specific Ownership Taxes	-	-	-	-
Licenses & Permits	-	-	-	-
Intergovernmental	40,514	50,549	42,054	36,587
Charges for Services	34,118	38,801	35,000	37,000
Miscellaneous	1,334	7,507	1,200	5,000
Interest	1,189	5,165	100	3,500
Transfer In	154,133	168,401	240,637	250,173
Fund Balance Used	-	-	-	-
Total Sources of Funds	\$ 231,288	\$ 270,422	\$ 318,991	\$ 332,260
<u>Uses of Funds:</u>				
Personnel	\$ 176,572	\$ 222,637	\$ 204,107	\$ 226,500
Operating	\$ 36,120	\$ 37,354	\$ 42,648	60,760
Capital Outlay	\$ -	\$ -	\$ -	\$ 45,000
Transfers Out	\$ -	\$ -	\$ -	\$ -
Total Uses of Funds	\$ 212,692	\$ 259,991	\$ 246,755	\$ 332,260
Annual Net Activity	\$ 18,596	\$ 10,432	\$ 72,236	\$ -
<u>Cumulative Balance:</u>				
Beginning Fund Balance	\$ 59,155	\$ 77,751	\$ 88,183	\$ 88,183
Change in Fund Balance	18,596	10,432	-	-
Ending Fund Balance	\$ 77,751	\$ 88,183	\$ 88,183	\$ 88,183
<u>Fund Balance Designations:</u>				
Committed				
60 Days Operating	\$ 35,456	\$ 43,340	\$ 41,134	\$ 47,886
Assigned				
Subsequent Year's Expenditures	\$ 42,295	\$ 44,843	\$ 47,049	\$ 40,297

Senior Citizens Revenues

ORG	OBJ	DESCRIPTION	2022 Actual	2023 Actual	2024 Estimate	2025 Budget
54000005	43404	STATE AREA AGENCY AGING GRANT	40,514	50,549	42,054	36,587
		Intergovernmental:	40,514	50,549	42,054	36,587
54000005	44036	MEAL PROGRAM	34,118	38,801	35,000	37,000
		Charges for Services:	34,118	38,801	35,000	37,000
54000005	45008	DONATIONS	1,334	7,507	1,200	5,000
		Miscellaneous:	1,334	7,507	1,200	5,000
54000005	45022	SALE OF ASSETS	0	0	0	0
		Miscellaneous:	0	0	0	0
54000005	47001	INTEREST EARNED	1,189	5,165	100	3,500
		Interest:	1,189	5,165	100	3,500
54000005	48110	TRANSFER IN FROM GENERAL	154,133	168,401	240,637	250,173
		Transfer In:	154,133	168,401	240,637	250,173
		Total Revenue	231,289	270,424	318,991	332,260

Senior Citizen Admin Expenditures

ORG	OBJ	DESCRIPTION	2022 Actual	2023 Actual	2024 Estimate	2025 Budget
54054105	50025	FULL TIME SHARED WAGES	9,643	10,424	10,425	11,500
54054105	50035	PART TIME SHARED WAGES	0	0	0	0
54054105	50042	OVERTIME	0	0	0	0
54054105	50060	FRINGE BENEFITS	4,272	7,991	4,369	5,500
54054105	50080	RETIREMENT	579	625	626	700
Personnel Expenditures:			14,494	19,040	15,419	17,700
54054105	54037	MISC EQUIPMENT	0	0	50	0
54054105	53046	TRAVEL	0	0	100	50
Operating Expenditures:			0	0	150	50
Expenditure Total:			14,494	19,040	15,569	17,750

Senior Citizen Bus Expenditures

ORG	OBJ	DESCRIPTION	2022 Actual	2023 Actual	2024 Estimate	2025 Budget
54054205	50020	FULL TIME WAGES	35,721	42,796	36,816	38,000
54054205	50025	FULL TIME SHARED WAGES	3,214	3,475	5,771	6,500
54054205	50030	PART TIME WAGES	2,556	5,694	0	0
54054205	50035	PART TIME SHARED WAGES	117	1,433	3,750	13,000
54054205	50042	OVERTIME	0	40	0	0
54054205	50046	LEAVE PAID OUT	0	0	0	0
54054205	50060	FRINGE BENEFITS	32,527	38,289	34,098	23,000
54054205	50080	RETIREMENT	2,336	2,606	2,555	2,700
Personnel Expenditures:			76,472	94,334	82,990	83,200
54054205	52037	REPAIRS EQUIP/MAINT	1,043	1,236	2,000	13,000
54054205	53018	INSURANCE	1,745	1,845	1,963	2,580
54054205	53042	TELEPHONE	282	265	250	370
54054205	53046	TRAVEL	0	0	200	0
54054205	54042	OFFICE SUPPLIES	92	222	100	150
54054205	54049	POSTAGE	15	42	60	60
54054205	54038	MISCELLANEOUS	0	0	0	0
54054205	54084	DINOSAUR	40	0	500	0
54054205	54085	MAYBELL	1,622	316	1,000	3,500
Operating Expenditures:			4,839	3,926	6,073	19,660
54054205	60005	CAPITAL OUTLAY	0	0	0	0
Capital Expenditures:			0	0	0	0
Expenditure Total:			81,310	98,259	89,063	102,860

Senior Citizen Meal Program Expenditures

ORG	OBJ	DESCRIPTION	2022 Actual	2023 Actual	2024 Estimate	2025 Budget
54054305	50020	FULL TIME WAGES	36,858	45,423	38,200	49,500
54054305	50025	FULL TIME SHARED WAGES	8,480	12,006	16,809	18,000
54054305	50035	PART TIME SHARED WAGES	534	6,528	4,100	5,000
54054305	50042	OVER TIME	0	0	0	0
54054305	50046	LEAVE PAID OUT	0	0	0	0
54054305	50060	FRINGE BENEFITS	37,015	41,859	43,537	49,000
54054305	50080	RETIREMENT	2,720	3,446	3,051	4,100
Personnel Expenditures:			85,606	109,263	105,697	125,600
54054305	52037	REPAIRS EQUIP/MAINT	1,051	10,419	2,000	2,000
54054305	52043	UTILITIES	8,592	1,164	6,500	9,800
54054305	53042	TELEPHONE	768	597	650	600
54054305	53048	UNEMPLOYMENT	0	0	0	0
54054305	54027	FOOD & MEALS	12,277	13,210	17,500	17,500
54054305	54035	MEALS ON WHEELS SUPPLIES	2,625	2,359	3,475	3,800
54054305	54036	MEAT	4,511	4,941	5,200	6,200
54054305	54042	OFFICE SUPPLIES	137	115	100	150
54054305	54045	OPERATING SUPPLIES	1,320	624	1,000	1,000
Operating Expenditures:			31,281	33,428	36,425	41,050
54054305	60014	EQUIPMENT VEHICLES	0	0	0	45,000
54054305	60038	SENIORS KITCHEN	0	0	0	0
Capital Expenditures:			0	0	0	45,000
Expenditure Total:			116,887	142,691	142,122	332,260

Internal Services

Finance Director: Catherine Nielson
Phone: 970-824-9106
Email: cnielson@moffatcounty.net

Purpose of Department:

This department saves county money by bulk purchasing options and reducing individual budgets. Expense paid out of this department is replenished by the other departments utilizing bulk purchases such as paper, telephone, maps, and copies depending on actual use. This department is an internal service fund.

**Internal Service
Fund Summary**

	2022 Actual	2023 Actual	2024 Estimate	2025 Budget
<u>Sources of Funds:</u>				
Property Taxes	\$ -	\$ -	\$ -	\$ -
Sales Tax	-	-	-	-
Specific Ownership Taxes	-	-	-	-
Licenses & Permits	-	-	-	-
Intergovernmental	-	-	-	-
Charges for Services	11,630	10,012	10,350	11,100
Miscellaneous	-	-	-	-
Interest	-	-	-	-
Transfer In	-	-	-	-
Fund Balance Used			1,750	
Total Sources of Funds	\$ 11,630	\$ 10,012	\$ 12,100	\$ 11,100
<u>Uses of Funds:</u>				
Personnel	\$ -	\$ -	\$ -	\$ -
Operating	\$ 9,042	\$ 8,751	\$ 12,100	11,100
Capital Outlay	\$ -	\$ -	\$ -	\$ -
Transfers Out	\$ -	\$ -	\$ -	\$ -
Total Uses of Funds	\$ 9,042	\$ 8,751	\$ 12,100	\$ 11,100
Annual Net Activity	\$ 2,589	\$ 1,261	\$ -	\$ -
<u>Cumulative Balance:</u>				
Beginning Fund Balance	\$ 92,480	\$ 95,069	\$ 96,330	\$ 94,580
Change in Fund Balance	2,589	1,261	(1,750)	-
Ending Fund Balance	\$ 95,069	\$ 96,330	\$ 94,580	\$ 94,580
<u>Fund Balance Designations:</u>				
Nonspendable				
Inventory	\$ 66,637	\$ 66,637	\$ 66,637	\$ 66,637
Assigned				
Subsequent Year's Expenditures	\$ 28,432	\$ 29,693	\$ 27,943	\$ 27,943

Internal Service Revenues

ORG	OBJ	DESCRIPTION	2022 Actual	2023 Actual	2024 Estimate	2025 Budget
18500001	44032	PLAT MAPS	1,520	595	100	1,500
18500001	44033	OPEN RECORDS	330	0	0	0
18500001	44034	WAREHOUSE	1,430	1,168	2,150	1,200
18500001	44035	TELEPHONE REIMBURSEMENT	8,350	8,249	8,100	8,400
18500001	46003	COPY REIMBURSEMENT	0	1	0	0
Charges for Services:			11,630	10,012	10,350	11,100
Total Revenue:			11,630	10,012	10,350	11,100

Internal Service Expenditures

ORG	OBJ	DESCRIPTION	2022 Actual	2023 Actual	2024 Estimate	2025 Budget
18500001	52029	MAINTENANCE CONTRACTS	0	0	0	0
18500001	53059	PSC PHONE & REIMB	6,933	6,832	8,100	7,100
18500001	54073	SUPPLIES	2,108	1,919	4,000	4,000
18500001	54045	OPERATING SUPPLIES	0	0	0	0
Operating Expenditures:			9,042	8,751	12,100	11,100
Total Expenditures:			9,042	8,751	12,100	11,100



Lease Purchase

Finance Director: Catherine Nielson
Phone: 970-824-9106
Email: cnielson@moffatcounty.net

Purpose of Fund:

This fund accounts for the resources used to make the lease-purchase payments on the certificates of participation for the Public Safety Center:

- ✓ Complete all transactions required to make necessary payments
- ✓ Reconciliation of Certificate of Participation monthly statements

**Lease Purchase
Fund Summary**

	2022 Actual	2023 Actual	2024 Estimate	2025 Budget
Sources of Funds:				
Property Taxes	\$ -	\$ -	\$ -	\$ -
Sales Tax	-	-	-	-
Specific Ownership Taxes	-	-	-	-
Licenses & Permits	-	-	-	-
Intergovernmental	-	-	-	-
Charges for Services	-	-	-	-
Miscellaneous	-	-	-	-
Interest	12,748	57,409	-	-
Transfer In	1,257,921	1,261,399	1,256,585	1,261,625
Fund Balance Used				-
Total Sources of Funds	\$ 1,270,668	\$ 1,318,808	\$ 1,256,585	\$ 1,261,625
Uses of Funds:				
Personnel	\$ -	\$ -	\$ -	\$ -
Operating	\$ 1,257,922	\$ 1,261,399	\$ 1,256,585	1,261,625
Capital Outlay	\$ -	\$ -	\$ -	\$ -
Transfers Out	\$ -	\$ -	\$ -	\$ -
Total Uses of Funds	\$ 1,257,922	\$ 1,261,399	\$ 1,256,585	\$ 1,261,625
Annual Net Activity	\$ 12,748	\$ 57,409	\$ -	\$ -
Cumulative Balance:				
Beginning Fund Balance	\$ 1,233,036	\$ 1,245,784	\$ 1,303,193	\$ 1,303,193
Change in Fund Balance	12,748	57,409	-	-
Ending Fund Balance	\$ 1,245,784	\$ 1,303,193	\$ 1,303,193	\$ 1,303,193
Fund Balance Designations:				
Restricted				
Certificates of Participation	\$ 1,245,784	\$ 1,303,193	\$ 1,303,193	\$ 1,303,193

Lease Purchase Revenues

ORG	OBJ	DESCRIPTION	2022 Actual	2023 Actual	2024 Estimate	2025 Budget
19000001	47003	INTEREST INCOME ACCRUED	0	0	0	0
190CTLS1	47003	INTEREST INCOME ACCRUED	12,748	57,409	0	0
		Interest:	12,748	57,409	0	0
190CTLS1	45028	PROCEEDS FROM BONDS	0	0	0	0
190JLSR1	45028	PROCEEDS FROM BONDS	0	0	0	0
		Miscellaneous:	0	0	0	0
19000001	48110	TRANSFER IN FROM GENERAL	1,230,456	1,233,000	1,227,625	1,231,250
19000001	48510	TRANSFER IN CAPITAL PROJECTS	0	0	0	0
19000001	48210	TRANSFER IN FROM JAIL	27,465	28,399	28,960	30,375
		Transfer In:	1,257,921	1,261,399	1,256,585	1,261,625
		Total Revenue:	1,270,668	1,318,808	1,256,585	1,261,625

Lease Purchase Expenditures

ORG	OBJ	DESCRIPTION	2022 Actual	2023 Actual	2024 Estimate	2025 Budget
LEASE PURCHASE PUBLIC SAFETY CENTER 2014 & 2015 ISSUANCE						
19000001	58011	INTEREST BONDS	0	0	0	0
19000001	58014	PAYING AGENT FEES	0	0	0	0
19000001	58019	PRINCIPAL ON BOND	0	0	0	0
LEASE PURCHASE COURTHOUSE 2021 ISSUANCE						
190CTLS1	58011	INTEREST BONDS	1,069,206	833,000	812,625	791,250
190CTLS1	58014	PAYING AGENT FEES	0	0	0	0
190CTLS1	58019	PRINCIPAL ON BOND	160,000	400,000	415,000	440,000
190CTLS1	58021	BOND RENTAL PAYMENT	1,250	0		
LEASE PURCHASE UTILITY PUBLIC SAFETY CENTER SOLAR						
190JLSR1	58011	INTEREST BONDS	7,070	6,611	6,122	5,609
190JLSR1	58019	PRINCIPAL ON BOND	20,396	21,788	22,838	24,766
190JLSR1	58021	BOND RENTAL PAYMENT	0	0	0	0
		Operating Expenditures:	1,257,922	1,261,399	1,256,585	1,261,625
		Total Expenditures:	1,257,922	1,261,399	1,256,585	1,261,625



Telecommunications

IT Director: Mason Siedschlaw
Phone: 970-826-3403
Email: msiedschlaw@moffatcounty.net

Purpose of Fund:

This fund accounts for the Networks prepaid services.

**Telecommunications
Fund Summary**

	2022 Actual	2023 Actual	2024 Estimate	2025 Budget
Sources of Funds:				
Property Taxes	\$ -	\$ -	\$ -	\$ -
Sales Tax	-	-	-	-
Specific Ownership Taxes	-	-	-	-
Licenses & Permits	-	-	-	-
Intergovernmental	-	-	-	-
Charges for Services	-	-	-	-
Miscellaneous	-	-	-	-
Interest	2,404	8,281	-	5,000
Transfer In	-	-	-	-
Fund Balance Used			17,000	9,900
Total Sources of Funds	\$ 2,405	\$ 8,281	\$ 17,000	\$ 14,900
Uses of Funds:				
Personnel	\$ -	\$ -	\$ -	\$ -
Operating	\$ 11,381	\$ 8,345	\$ 17,000	14,900
Capital Outlay	\$ -	\$ -	\$ -	\$ -
Transfers Out	\$ -	\$ -	\$ -	\$ -
Total Uses of Funds	\$ 11,381	\$ 8,345	\$ 17,000	\$ 14,900
Annual Net Activity	\$ (8,978)	\$ (64)	\$ -	\$ -
Cumulative Balance:				
Beginning Fund Balance	\$ 265,585	\$ 256,607	\$ 256,543	\$ 239,543
Change in Fund Balance	(8,978)	(64)	(17,000)	(9,900)
Ending Fund Balance	\$ 256,607	\$ 256,543	\$ 239,543	\$ 229,643
Fund Balance Designations:				
Restricted				
Telecommunications	\$ 256,607	\$ 256,543	\$ 239,543	\$ 229,643

Telecommunications Revenues

ORG	OBJ	DESCRIPTION	2022 Actual	2023 Actual	2024 Estimate	2025 Budget
19500001	47001	INTEREST EARNED	4	10	0	0
19500001	47002	INTEREST OTHER	2,400	8,271	0	5,000
		Interest:	2,404	8,281	0	5,000
		Total Revenue:	2,404	8,281	0	5,000

Telecommunications Expenditures

ORG	OBJ	DESCRIPTION	2022 Actual	2023 Actual	2024 Estimate	2025 Budget
19500001	53019	INTERNET	11,381	8,345	17,000	14,900
		Operating Expenditures:	11,381	8,345	17,000	14,900
		Total Expenditures:	11,381	8,345	17,000	14,900



Moffat County Tourism Association



MCTA Director: Tom Kleinschnitz
Phone: 970-824-2335
Email: mcta@moffatcounty.net

Mission Statement:

The Moffat County Tourism Association enhances and markets tourism in an effort to enrich the lives of the visitors and the residents of Moffat County.

Vision Statement:

Moffat County is a premier tourism destination for people to live, work, and play in Colorado's Great Northwest.

Purpose of Department

The Moffat County Tourism Association's duties and service to the public includes:

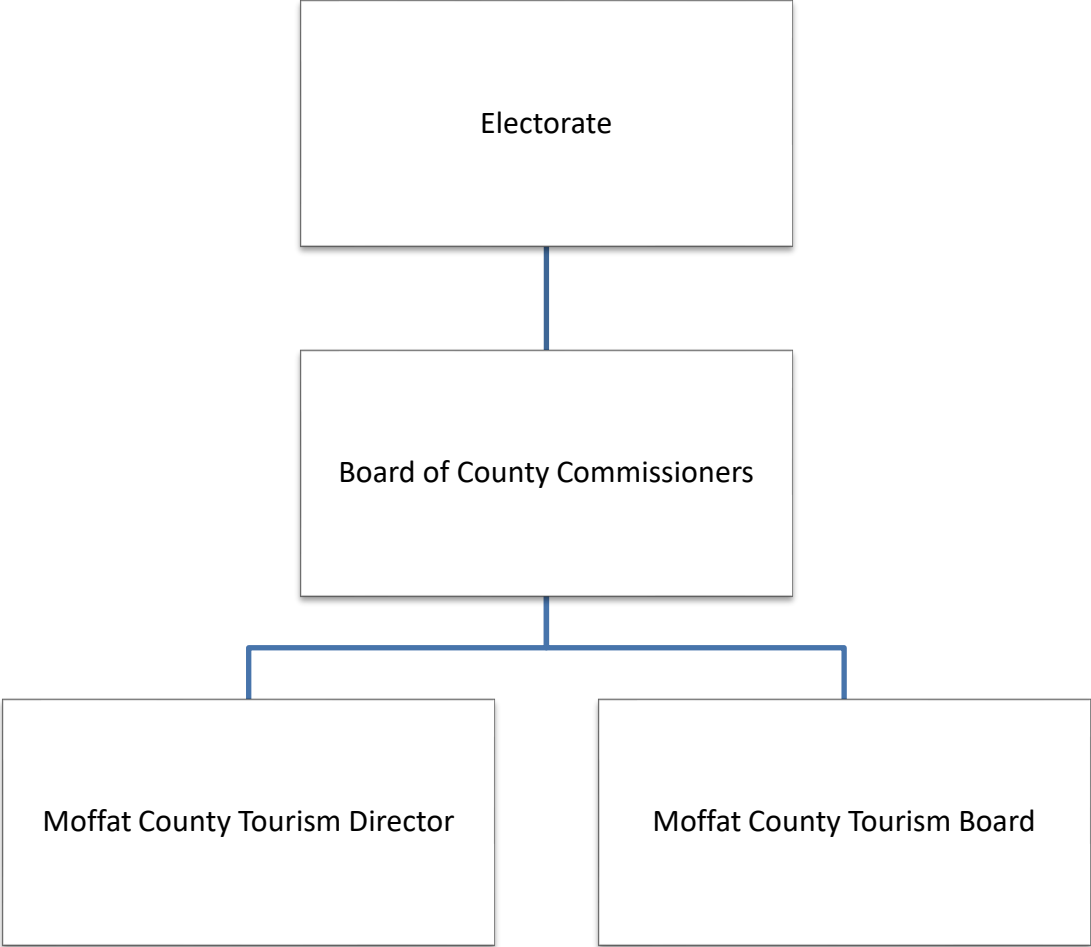
- Development and distribution of tourism-related materials
- Maintenance of website geared toward getting meaningful information to the visiting public
- Promotion of Moffat County at regional, state and national events
- Advertising through a variety of formats and venues to effectively disseminate information on the tourism related businesses in Moffat County and well as its natural wonders
- Marketing of Moffat County events that draw visitor activity
- Interacting with visitors to engage them to extend their stay in Moffat County

The purpose of the Moffat County Tourism Association is to market, promote and enhance countywide tourism.



Moffat County Tourism Association Personnel Schedule	
Position Title	FTE
MCTA Director	1.00
Total	1.00

Moffat County Tourism Organizational Chart



**Moffat County Tourism Association
Fund Summary**

	2022 Actual	2023 Actual	2024 Estimate	2025 Budget
Sources of Funds:				
Property Taxes	\$ -	\$ -	\$ -	\$ -
Sales Tax	133,685	235,968	144,502	142,667
Specific Ownership Taxes	-	-	-	-
Licenses & Permits	-	-	-	-
Intergovernmental	-	15,000	-	-
Charges for Services	-	-	-	-
Miscellaneous	-	5,050	-	-
Interest	1,369	5,745	165	2,000
Transfer In	-	-	-	-
Fund Balance Used	-	-	52,073	32,727
Total Sources of Funds	\$ 135,054	\$ 261,763	\$ 196,740	\$ 177,394
Uses of Funds:				
Personnel	\$ 83,251	\$ 85,021	\$ 85,240	\$ 91,070
Operating	\$ 69,269	\$ 95,916	\$ 111,500	\$ 86,324
Capital Outlay	\$ -	\$ -	\$ -	\$ -
Transfers Out	\$ -	\$ -	\$ -	\$ -
Total Uses of Funds	\$ 152,519	\$ 180,937	\$ 196,740	\$ 177,394
Annual Net Activity	\$ (17,465)	\$ 80,826	\$ -	\$ -
Cumulative Balance:				
Beginning Fund Balance	\$ 197,047	\$ 179,582	\$ 260,408	\$ 208,335
Change in Fund Balance	(17,465)	80,826	(52,073)	(32,727)
Ending Fund Balance	\$ 179,582	\$ 260,408	\$ 208,335	\$ 175,608
Fund Balance Designations:				
Restricted				
Tourism Promotion	\$ 179,582	\$ 260,408	\$ 208,335	\$ 175,608

Moffat County Tourism Revenues

ORG	OBJ	DESCRIPTION	2022 Actual	2023 Actual	2024 Estimate	2025 Budget
54500005	41005	LODGING TAX	133,685	235,968	144,502	142,667
Sales Taxes:			133,685	235,968	144,502	142,667
54500005	43407	STATE ECONOMIC ASST GRANT	0	15,000	0	0
54500005	43902	LMD FUNDING	0	0	0	0
Intergovernmental:			0	15,000	0	0
54500005	45008	DONATIONS	0	5,000	0	0
54500005	45001	MISCELLANEOUS	0	50	0	0
Miscellaneous:			0	5,050	0	0
54500005	47001	INTEREST EARNED	1,369	5,745	165	2,000
Interest:			1,369	5,745	165	2,000
Total Revenue:			135,053	261,763	144,667	144,667

Moffat County Tourism Expenditures

ORG	OBJ	DESCRIPTION	2022 Actual	2023 Actual	2024 Estimate	2025 Budget
54500005	50020	FULL TIME WAGES	52,841	53,989	54,000	55,620
54500005	50042	OVER TIME	0	0	0	0
54500005	50060	FRINGE BENEFITS	27,239	27,793	28,000	32,050
54500005	50080	RETIREMENT	3,171	3,239	3,240	3,400
Personnel Expenditures:			83,251	85,021	85,240	91,070
54500005	51025	WEB PAGE MAINTENANCE	1,939	1,440	3,000	3,000
54500005	52034	RENT	6,000	6,000	6,000	6,000
54500005	53002	ADVERTISING/LEGAL NOTICES	39,835	37,801	61,250	43,074
54500005	53009	DUES & MEETINGS	610	1,111	2,000	2,000
54500005	53042	TELEPHONE	920	816	2,000	2,000
54500005	53046	TRAVEL	987	2,635	3,000	3,000
54500005	53056	EMPLOYEE EDUCATION	0	150	0	0
54500005	54006	BOARD EXPENSE	134	239	250	250
54500005	54013	CONTINGENCY	0	0	5,000	5,000
54500005	54042	OFFICE SUPPLIES	1,195	1,411	3,000	2,000
54500005	54045	OPERATING SUPPLIES	0	0	0	0
54500005	54049	POSTAGE	7,898	13,562	15,000	10,000
54500005	54051	PROJECTS & DEVELOPMENT	9,449	4,752	5,000	5,000
54500005	54052	PROMOTIONAL MATERIAL	303	26,000	6,000	5,000
54500005	56001	ECONOMIC ASST GRANT	0	0	0	0
54500005	56005	LMD FUNDING EXPENSE	0	0	0	0
54500005	58007	EVENT FUNDING	0	0	0	0
Operating Expenditures:			69,269	95,916	111,500	86,324
00-6220	CAP	OUTLAY OFFICE EQUI	0	0	0	0
Capital Expenditures:			0	0	0	0
Expenditure Total:			152,520	180,937	196,740	177,394



Public Safety Center (Moffat County Jail)



Moffat County Public Safety Center

Jail Administrator: Tim Jantz
Phone: 970-824-4495
Email: timjantz@sheriff.moffat.co.us

Mission:

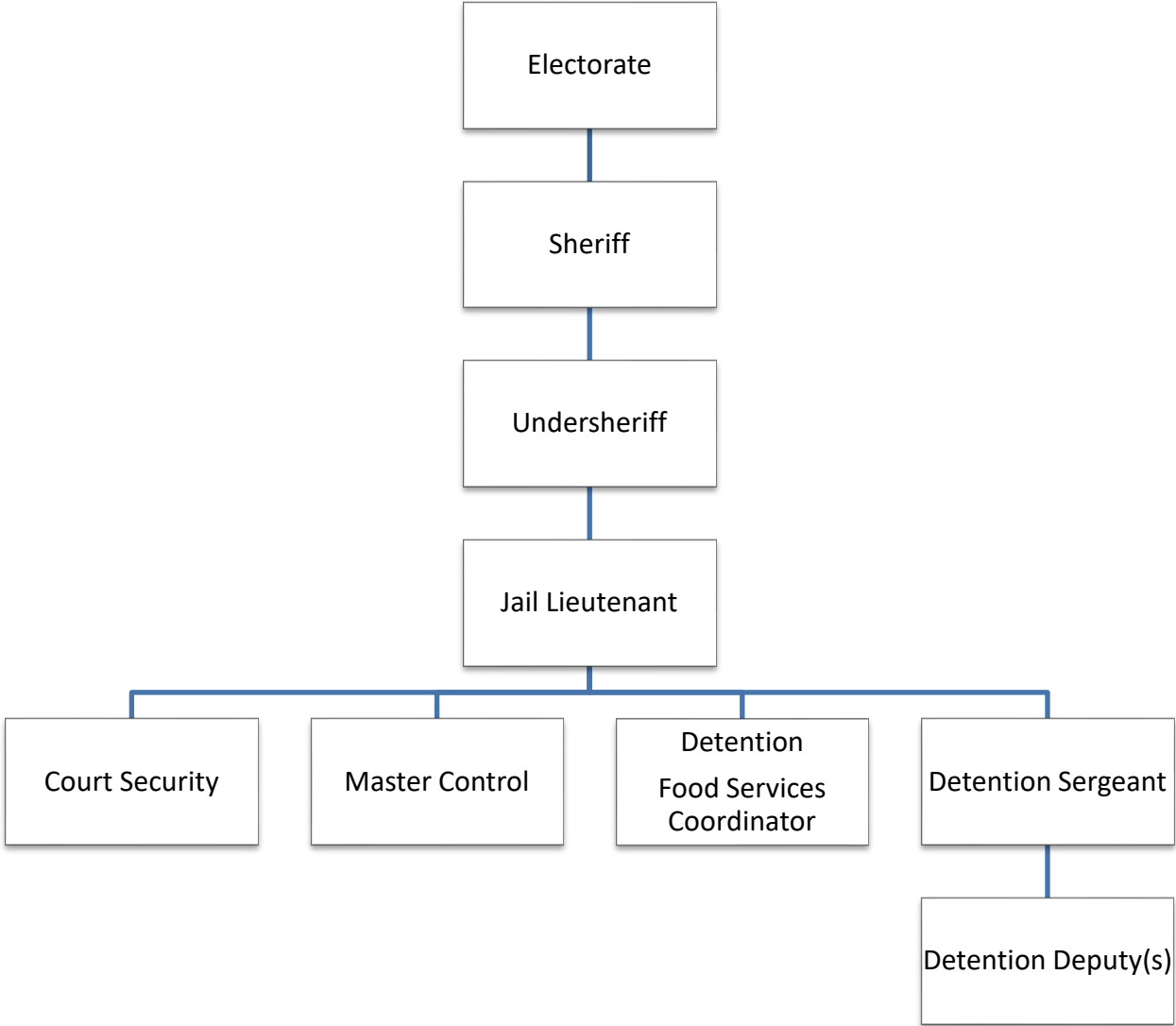
To develop strong community partnerships while collaborating with our fellow public safety colleagues to provide superior public safety to all individuals.

Purpose of Department:

The function of the Moffat County Detention Facility is to provide a safe, wholesome and secure environment to inmates detained at the facility. This includes housing, safekeeping, adequate diet and necessary medical care for all inmates held at the Moffat County Detention Facility. The Moffat County Detention Facility is also responsible for temporary housing of juvenile offenders, transporting inmates to and from other facilities, and providing court security to the Moffat County District and County Courts and their staff.

Public Safety Center (Jail) Personnel Schedule	
Position Title	FTE
Jail Lieutenant	1.00
JBBS MH Clinician/Prog Admin	1.00
Administrative Assistant	1.00
Non-Certified Detention Sergeant	2.00
Detention Food Services Supervisor	1.00
Post Certified Detention Deputy	2.00
Non-Certified Detention Deputy	10.00
Court Security	2.00
Master Control Operator	2.80
Total	22.80

Public Safety Center (Jail) Organizational Chart



**Public Safety Center - Jail
Fund Summary**

	2022 Actual	2023 Actual	2024 Estimate	2025 Budget
Sources of Funds:				
Property Taxes	\$ -	\$ -	\$ -	\$ -
Sales Tax	455,574	487,392	400,000	400,000
Specific Ownership Taxes	-	-	-	-
Licenses & Permits	-	-	-	-
Intergovernmental	456,240	577,318	651,800	418,798
Charges for Services	136,861	98,744	85,000	76,700
Miscellaneous	7,934	9,017	1,000	1,000
Interest	5,247	31,197	1,451	10,000
Transfer In	1,215,900	1,367,767	1,909,990	2,525,624
Fund Balance Used	-	-	-	-
Total Sources of Funds	\$ 2,277,756	\$ 2,571,435	\$ 3,049,241	\$ 3,432,122
Uses of Funds:				
Personnel	\$ 1,772,941	\$ 1,804,679	\$ 1,963,700	\$ 2,239,800
Operating	579,774	582,694	689,581	742,147
Capital Outlay	213,138	106,571	367,000	419,800
Transfers Out	27,465	28,399	28,960	30,375
Total Uses of Funds	\$ 2,593,317	\$ 2,522,343	\$ 3,049,241	\$ 3,432,122
Annual Net Activity	\$ (315,562)	\$ 49,093	\$ 0	\$ -
Cumulative Balance:				
Beginning Fund Balance	\$ 897,032	\$ 581,470	\$ 630,563	\$ 630,563
Change in Fund Balance	(315,562)	49,093	0	-
Ending Fund Balance	\$ 581,470	\$ 630,563	\$ 630,563	\$ 630,563
Fund Balance Designations:				
Committed				
60 Days Operating	\$ 392,197	\$ 397,975	\$ 442,302	\$ 497,091
Assigned				
Subsequent Year's Expenditures	\$ 189,274	\$ 232,588	\$ 188,262	\$ 133,473

Public Safety Center- Jail Revenues

ORG	OBJ	DESCRIPTION	2022 Actual	2023 Actual	2024 Estimate	2025 Budget
23500002	41001	SALES TAX	455,574	487,392	400,000	400,000
Sales Tax:			455,574	487,392	400,000	400,000
23500002	43002	FEDERAL PSC-JAIL INS	239	589	1,000	0
23500002	43007	FEDERAL BUREAU OF INDIAN AFRS	160,435	112,909	160,000	0
23500002	43013	FEDERAL JBBS & MAT GRANT	231,076	267,597	364,000	269,515
23500002	43014	FEDERAL DEPT OF JUSTICE GRANT	64,490	196,224	126,800	149,283
Intergovernmental:			456,240	577,318	651,800	418,798
235RIOB2	43903	COST OF CARE OTHER COUNTY	62,272	44,847	35,000	35,000
23500002	44001	WORK RELEASE	0	0	5,000	0
23500002	44009	JAIL FEES	13,108	11,686	15,000	11,700
23500002	44010	COST OF CARE/COUNTY INMATE	53,572	34,084	30,000	30,000
24000002	44037	FACILITY RENTS	7,908	8,127	0	0
Charges for Services:			136,861	98,744	85,000	76,700
23500002	45001	MISCELLANEOUS	2,956	2,369	1,000	1,000
23500002	46004	REIMBURSEMENT	0	0	0	0
24000002	46004	FACILITY REIMBURSEMENT	4,978	6,648	0	0
23500002	46008	OVERTIME REIMBURSEMENT	0	0	0	0
Miscellaneous:			7,934	9,017	1,000	1,000
23500002	47001	INTEREST EARNED	5,247	31,197	1,451	10,000
Interest:			5,247	31,197	1,451	10,000
23500002	48110	TRANSFER IN FROM GENERAL	1,215,900	1,367,767	1,909,990	2,525,624
Transfer In:			1,215,900	1,367,767	1,909,990	2,525,624
Total Revenue:			2,277,756	2,571,435	3,049,241	3,432,122

Public Safety Center- Jail Expenses

ORG	OBJ	DESCRIPTION	2022 Actual	2023 Actual	2024 Estimate	2025 Budget
23500002	50020	FULL TIME WAGES	1,070,297	1,095,381	1,165,000	1,242,000
23500002	50030	PART TIME WAGES	118,773	121,507	160,000	142,000
23500002	50042	OVER TIME	33,539	38,645	35,000	40,000
23500002	50044	LONGEVITY	1,240	2,280	3,700	2,600
23500002	50046	LEAVE PAID OUT	19,397	5,937	0	0
23500002	50060	FRINGE BENEFITS	492,463	487,773	530,000	738,200
23500002	50080	RETIREMENT	37,231	53,156	70,000	75,000
Personnel Expenditures:			1,772,941	1,804,679	1,963,700	2,239,800
23500002	51016	MENTAL HEALTH SERVICES	6,875	2,150	10,000	10,000
23500002	51018	OTHER PROFESSIONAL SERVICES	117,627	94,289	133,600	133,600
23500002	51030	EFORCE RMS LICENSING	6,359	6,205	7,490	7,490
23500002	51031	LEXIPOL POLICY MANAGEMENT	10,689	11,544	12,194	12,237
23500002	52029	MAINTENANCE CONTRACTS	0	9,561	12,000	12,000
23500002	52035	REPAIRS AUTO	2,778	0	2,000	2,000
23500002	53005	COMPUTER EXPENSE/SERVICES	10,362	1,440	6,000	6,000
23500002	53018	INSURANCE	0	0	800	800
23500002	53042	TELEPHONE	1,234	1,244	3,000	3,000
23500002	53046	TRAVEL	6,097	9,772	5,500	10,000
23500002	53056	EMPLOYEE EDUCATION	3,510	3,085	5,000	5,000
23500002	53064	BODY CAMERA	1,592	2,239	3,520	3,520
23500002	54027	FOOD & MEALS	101,509	67,059	90,000	70,000
23500002	54030	GAS & OIL	1,539	1,032	8,000	8,000
23500002	54037	MISC EQUIPMENT	3,494	5,620	6,000	6,000
23500002	54038	MISCELLANEOUS	1,044	534	3,000	3,000
23500002	54042	OFFICE SUPPLIES	1,970	2,190	2,800	2,800
23500002	54045	OPERATING SUPPLIES	32,386	15,930	35,000	35,000
23500002	54049	POSTAGE	0	16	700	700
23500002	54078	UNIFORMS	11,820	6,687	5,000	6,000
23500002	56003	JAIL BASED BEHAVIORAL SERVICES	25,486	82,964	28,000	85,000
Operating Expenditures:			346,371	323,561	379,604	422,147
23500002	60014	EQUIPMENT VEHICLES	0	0	60,000	15,800
Capital Expenditures:			0	0	60,000	15,800
Expenditure Total:			2,119,311	2,128,239	2,403,304	2,677,747

Public Safety Center- Jail Transfer Out Expenses

ORG	OBJ	DESCRIPTION	2022 Actual	2023 Actual	2024 Estimate	2025 Budget
23500002	59010	TRANSFER OUT LEASE PURCHASE	27,465	28,399	28,960	30,375
Transfer Out:			27,465	28,399	28,960	30,375
Expenditure Total:			27,465	28,399	28,960	30,375

Public Safety Center- Jail Maintenance Expenses

ORG	OBJ	DESCRIPTION	2022 Actual	2023 Actual	2024 Estimate	2025 Budget
24000002	52017	FACILITY EXPENSE	33,722	21,508	30,000	30,000
24000002	52029	MAINTENANCE CONTRACT	10,200	11,636	0	0
24000002	52037	REPAIRS EQUIP/MAINT	8,331	10,457	5,250	11,000
24000002	52043	UTILITIES	84,013	90,062	130,154	130,000
24000002	53018	INSURANCE	72,277	99,625	107,073	108,000
24000002	54045	OPERATING SUPPLIES	24,860	25,846	37,500	41,000
Operating Expenditures:			233,403	259,133	309,977	320,000
24000002	60033	PUB SAFETY CENTER BUILDINGS	68,937	86,544	184,000	159,000
24000002	60046	SECURITY UPGRADE	139,000	0	0	0
24000002	60005	CAPITAL OUTLAY	5,201	20,027	123,000	245,000
Capital Expenditures:			213,138	106,571	307,000	404,000
Expenditure Total:			446,541	365,704	616,977	724,000

Moffat County Department of Human Services



Director: Kristin Grajeda
Phone: 970-824-8282 ex 2027
Email: Kristin.Grajeda@state.co.us

Mission Statement:

Partner with community organizations to collaborate and offer services, tools and resources to Moffat County residents that encourage stability through social, emotional and financial health.

Vision:

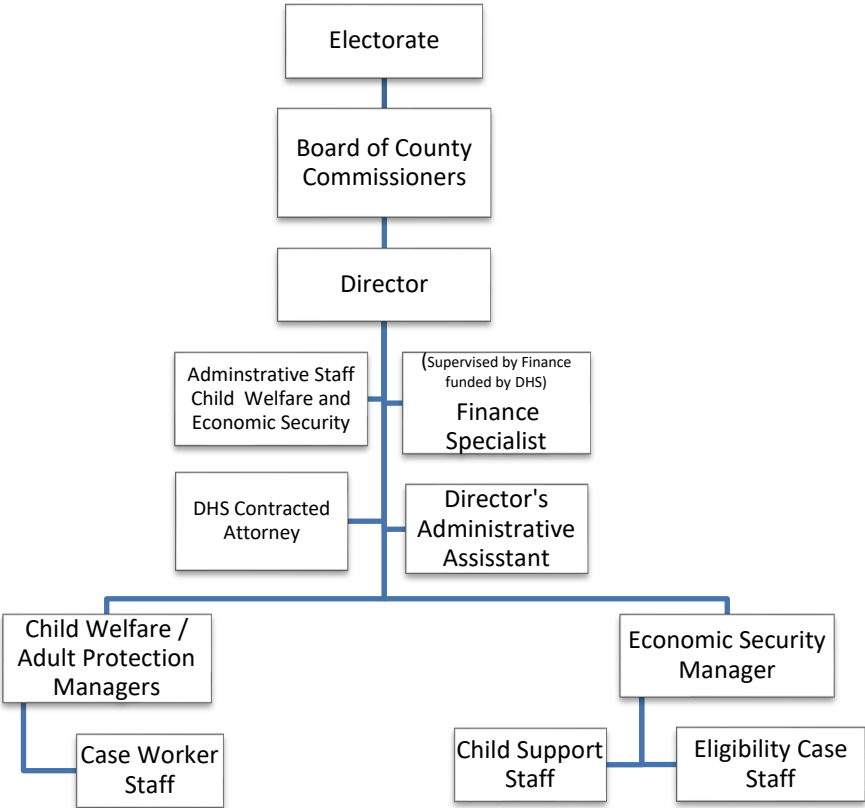
Providing excellence in customer service by promoting stability to the residents of Moffat County.

Purpose of Department:

- ✓ Our commitment is to maximize and leverage funding and services to assist individuals and families in reaching goals.
- ✓ Our services promote safety and self-sufficiency by strengthening family functions and encouraging personal growth to build a stronger community.

Human Services Personnel Schedule	
Position Title	FTE
Human Services Director	1.00
Child Welfare / Adult Protection Manager	1.00
Economic Security Manager	1.00
Lead Caseworker	2.00
Administrative Assistant	4.00
Finance Specialist	1.00
Case Worker Aide	2.00
Case Worker I - III	4.00
Lead Child Support Case manager	1.00
Lead Eligibility Case Manager	1.00
Child Support Case Manager	2.00
Senior Eligibility Case Manager	2.00
Child Care Case Manager	0.50
Eligibility Case Manager	3.00
Special County Attorney (Contracted)	1.00
Total	26.5

Human Services Organizational Chart



**Human Services
Fund Summary**

	2022 Actual	2023 Actual	2024 Estimate	2025 Budget
Sources of Funds:				
Property Taxes	\$ 479,665	\$ 464,974	\$ 466,187	\$ 447,404
Sales Tax	-	-	-	-
Specific Ownership Taxes	-	-	-	-
Licenses & Permits	-	-	-	-
Intergovernmental	6,652,239	6,270,357	6,408,322	6,101,058
Charges for Services	-	-	-	-
Miscellaneous	(4,377)	2,879	1,000	1,000
Interest	13,545	47,385	2,000	65,000
Transfer In	-	-	-	-
Fund Balance Used	-	-	558,046	\$ 377,202
Total Sources of Funds	\$ 7,141,070	\$ 6,785,595	\$ 7,435,555	\$ 6,991,664
Uses of Funds:				
Personnel	\$ 1,951,646	\$ 1,327,496	\$ 2,249,383	\$ 2,700,833
Operating	\$ 5,148,315	\$ 5,341,160	\$ 5,186,171	4,290,831
Capital Outlay	\$ -	\$ -	\$ -	\$ -
Transfers Out	\$ -	\$ -	\$ -	\$ -
Total Uses of Funds	\$ 7,099,960	\$ 6,668,658	\$ 7,435,554	\$ 6,991,664
Annual Net Activity	\$ 41,109	\$ 116,937	\$ 0	\$ (0)
Cumulative Balance:				
Beginning Fund Balance	\$ 1,178,710	\$ 1,219,819	\$ 1,336,756	\$ 778,711
Change in Fund Balance	41,109	116,937	(558,046)	(377,202)
Ending Fund Balance	\$ 1,219,819	\$ 1,336,756	\$ 778,711	\$ 401,509
Fund Balance Designations:				
Restricted				
Incentives	\$ 771,278	\$ 771,278	\$ 455,810	\$ -
60 Days Operating*	\$ 236,713	\$ 222,333	\$ 247,901	\$ 233,102
Countercyclical Reserve	\$ 75,000	\$ 75,000	\$ 75,000	\$ 75,000
Subsequent Year's Expenditures	\$ 211,829	\$ 343,146	\$ 74,999	\$ 168,406

Human Service Revenues

ORG	OBJ	DESCRIPTION	2022 Actual	2023 Actual	2024 Estimate	2025 Budget
42500004	40001	PROPERTY TAX	479,109	464,015	465,587	446,404
42500004	40002	DELIQUENT PROPERTY TAX	57	495	100	500
42500004	40003	INTEREST & PENALTY PROP TAX	499	465	500	500
Property Taxes:			479,665	464,974	466,187	447,404
42500004	43912	RIO BLANCO COUNTY	50,259	0	0	0
42500004	45023	CLAIM INTEREST	313	0	0	0
42500004	43800	STATE DEPT OF HUMAN SERVICES	0	18,491	0	0
42512104	43800	CHILD WELFARE	806,992	761,019	605,431	935,113
42512104	43801	EBT CHILD WELFARE	0	208,130	255,000	210,000
42512504	43801	SUB-ADOPT	0	140,813	130,500	108,000
42515054	43800	CW EDUCATION STABILITY	0	0	9,616	0
42515784	43800	CHILD WELFARE	0	71,577	58,513	66,969
42518884	43800	CORE SERVICES	87,459	9,471	97,059	119,427
42518884	43801	CORE EBT REVENUE	0	130,032	110,000	110,000
42523004	43800	CHILD CARE	140,818	49,270	631,649	307,244
42523004	43801	CHILD CARE EBT	0	135,270	59,645	232,596
42540504	43800	OLD AGE PENSION	160,980	14,169	17,600	16,200
42540504	43801	EBT OLD AGE PENSION	0	137,688	130,000	130,000
42542004	43800	COLORADO WORKS	174,375	90,870	210,950	156,047
42542004	43801	COLORADO WORKS-EBT	0	122,884	79,626	120,000
42542004	43802	COLORADO WORK-OFS	0	272	275	2,500
42542004	43803	EBT-TANF COLLECTIONS	0	(1,087)	0	0
42542504	43801	EBT-ARPA	0	15,009	0	0
42543404	43801	EBT-MEDICAID	0	(641)	0	0
42544004	43800	FRAUD INCENTIVES	5,321	194	132	600
42546804	43801	SSI HCA	0	5,245	4,061	2,850
42548754	43801	EBT-AID TO THE NEEDY DISABLED	29,098	25,029	32,000	20,000
42550004	43800	LOW INCOME ENERGY ASST (LEAP)	0	1,770	0	2,111
42550004	43801	EBT - LOW INCOME ENERGY ASST	137,236	206,869	225,000	225,000
42560004	43801	FOOD STAMPS	4,342,372	3,337,693	3,082,227	2,500,000
42570004	43800	REGULAR ADMIN	513,334	254,548	403,210	507,894
42580004	43800	CHILD SUPPORT	129,103	137,784	168,766	244,351
42580204	43800	IVD FEDERAL INCENTIVES	23,091	0	0	0
42580304	43800	IVD STATE INCENTIVES	2,521	32,890	8,000	10,000
42585004	43801	AFDC RTND-CO PORTION	2,709	(7,975)	2,300	10,000
42585004	43802	OTHER FINANCIAL SOURCES	0	1,994	0	2,500
42594500	43800	STATE DEPT OF HUMAN SERVICES	0	5	0	0
42594504	43800	ER MISC ST INC	0	730	0	0
425CALL4	43801	FEDERAL COST ALLOCATION	304	72,518	0	0
425CALL4	43913	COST ALLC PASSTHRU CO SHRE F	0	168,462	0	0
425M2164	43800	HCPF PHE ENHANCED MEDICAID	355	0	0	0
425X2604	43800	ADULT PROTECTIVE SERVICES	45,599	119,364	74,267	61,656
425X2624	43800	ELDER JUSTICE	0	10,000	12,495	0
Intergovernmental:			6,652,239	6,270,357	6,408,322	6,101,058

Human Services Revenue Continued

42500004	45003 SALES & LEASES	798	741	1,000	1,000
42500004	45009 PRIOR PERIOD ADJ	(5,176)	0	0	0
42500004	45001 MISCELLANEOUS	0	2,138	0	0
Miscellaneous:		(4,377)	2,879	1,000	1,000
42500004	47001 INTEREST EARNED	13,545	47,385	2,000	65,000
Interest:		13,545	47,385	2,000	65,000
Total Revenue:		7,141,070	6,785,595	6,877,509	6,614,462

Human Service Expenses

ORG	OBJ	DESCRIPTION	2022 Actual	2023 Actual	2024 Estimate	2025 Budget
42500014		MISCELLANEOUS	(101,279)	-	-	-
42512104		CHILD WELFARE	1,038,672	1,131,354	1,334,074	1,425,251
42512204		CHILD WELFARE	0	85,744	65,014	66,969
42512504		SUB-ADOPT	0	156,899	145,000	132,000
42515054		CW EDUCATION STABILITY	0	(12,260)	12,020	0
42518454		MENTAL HEALTH & SUB ABUSE	71,690	0	0	0
42518880		CORE SERVICES	16,965	146,981	222,593	229,427
42523004		CHILD CARE	186,586	243,792	741,669	603,044
42540504		OAP	172,706	147,726	147,600	146,200
42542004		COLORADO WORKS	208,053	257,715	340,950	323,902
42548754		AID TO THE NEEDY DISABLED	35,589	31,421	40,000	30,000
42550004		LEAP	145,767	208,073	225,000	227,111
42560004		FOOD STAMPS	4,342,362	3,337,693	3,082,227	2,500,000
42546804		SSI HCA	0	0	4,275	3,225
42570004		REGULAR ADMIN	649,518	600,200	721,025	842,586
42580004		CHILD SUPPORT	208,861	219,605	245,403	390,229
42580304		IVD STATE INCENTIVES	12,928	0	0	0
42585004		AFDC RTND-CO PORTION	(13,442)	(7,975)	0	(8,000)
42599004		GENERAL ASSISTANCE	2,627	968	3,375	2,650
425RIOB4		RIO BLANCO	34,096	0	0	0
425X2604		ADULT PROTECTIVE SERVICES	88,261	120,722	92,834	77,070
425X2624		EDLER JUSTICE	0	0	12,495	0
Expenditure Total:			7,099,960	6,668,658	7,435,554	6,991,664



Public Health



Public Health Director – Sarah (Becky) Copeland, BSN, RN
Phone: 970-291-8742
Email: sarahcopeland@moffatcounty.net

Mission Statement

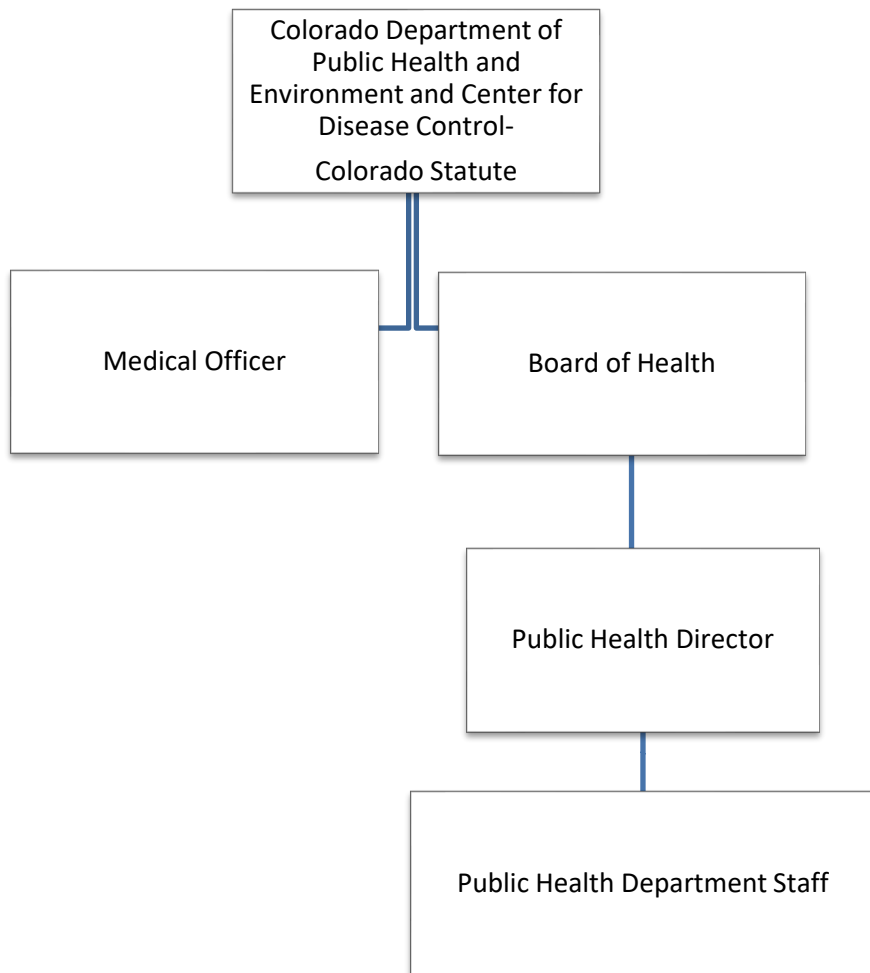
Maintain and improve health of Moffat County residents through the assessment of community health status, policy development to support effective programs, and assurance of high-quality effective education and services in compliance with Colorado Revised Statutes of the Department of Public Health and Environment 2017 Title 25.

Purpose of Department

- ✓ The Moffat County Public Health Department is a unique department that serves the residents of Moffat County. Programs that comprise the Health Department include: Communicable Disease Surveillance and Prevention, Maternal Child Health, Emergency Preparedness for Medical and Health Services, Child Fatality Reviews, Community Health Assessment Planning, Birth and Death Record Issuance and Immunizations.
- ✓ The Health Department work is prevention, not healthcare. In collaboration with the Board of Health and Medical Officer, the intent of the department is the utilization of data to inform best practices to impact Social Determinants of Health and the safety and wellness of the residents of Moffat County.

Public Health Personnel Schedule	
Position Title	FTE
Public Health Director	1.00
Public Health Nurse	1.00
Public Health Finance Specialist	0.50
Public Health Admin Assistant	1.00
Total	3.50

Public Health Organizational Chart



**Public Health
Fund Summary**

	2022 Actual	2023 Actual	2024 Estimate	2025 Budget
Sources of Funds:				
Property Taxes	\$ 167,003	\$ 161,915	\$ 130,100	\$ 126,373
Sales Tax	-	-	-	-
Specific Ownership Taxes	\$ -	-	-	-
Licenses & Permits	\$ -	-	-	-
Intergovernmental	\$ 645,258	\$ 650,529	\$ 870,832	\$ 762,745
Charges for Services	\$ -	-	-	19,000
Miscellaneous	\$ 6,721	\$ 13,014	\$ -	\$ -
Interest	\$ -	-	-	-
Transfer In	\$ -	-	-	-
Fund Balance Used	\$ -	-	-	100
Total Sources of Funds	\$ 818,983	\$ 825,458	\$ 1,000,932	\$ 908,218
Uses of Funds:				
Personnel	\$ 413,796	\$ 340,792	\$ 683,378	\$ 492,320
Operating	\$ 193,180	\$ 291,331	\$ 290,616	\$ 415,899
Capital Outlay	\$ -	\$ -	\$ -	\$ -
Transfers Out	\$ -	\$ -	\$ -	\$ -
Total Uses of Funds	\$ 606,975	\$ 632,122	\$ 973,994	\$ 908,218
Annual Net Activity	212,007	193,336	26,938	(0)
Cumulative Balance:				
Beginning Fund Balance	\$ 526,245	\$ 738,252	\$ 931,588	\$ 958,526
Change in Fund Balance	212,007	193,336	26,938	(100)
Ending Fund Balance	\$ 738,252	\$ 931,588	\$ 958,526	\$ 958,426
Fund Balance Designations:				
Restricted				
60 Days Operating	\$ 101,183	\$ 105,375	\$ 162,365	\$ 151,400
Public Health	\$ 637,069	\$ 826,213	\$ 796,162	\$ 807,026

Public Health Revenues

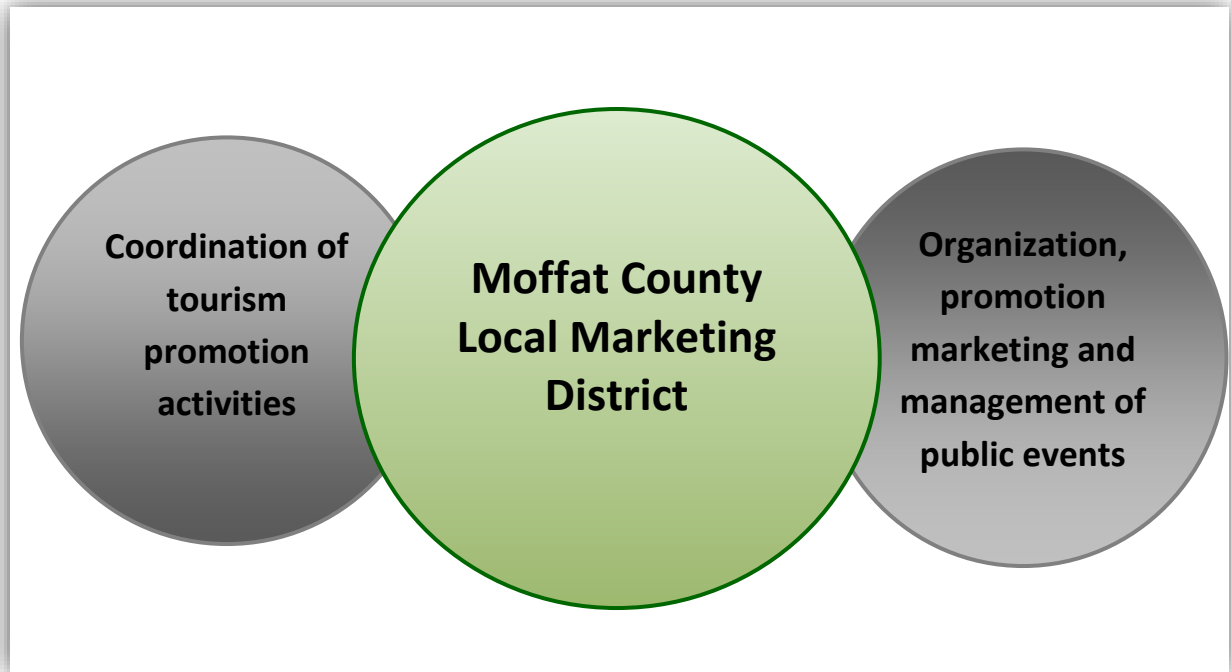
ORG	OBJ	DESCRIPTION	2022 Actual	2023 Actual	2024 Estimate	2025 Budget
43000004	40001	PROPERTY TAX	166,828	161,718	130,000	126,273
43000004	40003	INTEREST & PENALTY PROP TAX	175	197	100	100
Property Taxes:			167,003	161,915	130,100	126,373
430ELC14	43026	FEDERAL-ELC & EPI 2.1	0	107,121	0	0
430ELC_4	43026	FEDERAL-ELC & EPI	208,618	0	0	0
430ELC24	43026	FEDERAL-ELC & EPI R2	79,315	221,204	500,000	0
430IMCV4	43016	IMMUN COVID19	30,189	0	0	0
430IMN34	43016	FEDERAL PUBLIC HEALTH & ENVIRN	49,635	19,133	58,000	0
430IMN44	43016	FEDERAL PUBLIC HEALTH & ENVIRN	0	0	34,442	30,000
430IMMN4	43016	FEDERAL PUBLIC HEALTH & ENVIRN	43,437	10,097	31,166	28,262
430LEPR4	43017	FED EMRGNCY PREPARED&RESPONS	19,092	22,923	43,622	44,385
430LPHA4	43015	FEDERAL STATE PUBLIC HEALTH	44,272	131,965	69,151	148,818
430LPHC4	43015	FEDERAL STATE PUBLIC HEALTH	3,568	2,889	3,500	3,250
430LPHM4	43015	FEDERAL STATE PUBLIC HEALTH	17,531	10,200	15,180	15,180
430PBG_4	43016	FEDERAL STATE PUBLIC HEALTH	0	9,000	0	0
430NACV4	43029	FEDERAL NACCHO VACCINE	18,488	0	0	0
430GVP_4	43016	FEDERAL STATE PUBLIC HEALTH	0	10,000	0	0
430GVP24	43016	FEDERAL STATE PUBLIC HEALTH	0	40,000	0	0
430ARP_4	43030	FEDERAL ARP ACT	44,055	0	0	0
430WKFE4	43031	FEDERAL STATE PUBLIC HEALTH	33,770	65,240	64,500	0
430INFS4	43035	CDC INFRASTRUCTURE	0	758	51,271	200,000
430SAMH4	43036	SUBSTANCE ABUSE MENTAL HEALTH	0	0	0	196,350
430LDP24	43016	FEDERAL STATE PUBLIC HEALTH	783	0	0	0
430SCIP4	43037	FEDERAL CRIMINAL JUSTICE	0	0	0	96,500
430CBAF4	43800	STATE DEPT OF HUMAN SERVICES	52,507	0	0	0
Intergovernmental:			645,258	650,529	870,832	762,745
43000004	45001	MISCELLANEOUS	0	0	0	0
43000004	46004	REIMBURSEMENT	812	3,945	0	0
430RROE4	46004	RURAL RESPONSE OPIOID EPEDEMIC	5,909	9,069	0	0
Miscellaneous:			6,721	13,014	0	0
43000004	44048	PH VITAL STATISTICS	0	1,082	0	19,000
Charges For Services			0	1,082	0	19,000
Total Revenue:			818,983	826,540	1,000,932	908,118

Public Health Expenditures

ORG	OBJ	DESCRIPTION	2022 Actual	2023 Actual	2024 Estimate	2025 Budget
43000004		PUBLIC HEALTH	16,453	15,560	52,600	152,755
43000014		MISCELLANEOUS	(6,081)	8,571	0	0
430ELC14		ELC & EPI 2.1	0	93,761	36,135	0
430CBAF4		COLORADO BABIES AND FAMILIES	52,507	0	0	0
430ELC_4		ELC & EPI	184,828	0	0	0
430ELC24		ELC & EPI #2	69,940	190,922	375,271	0
430IMCV4		IMMUN COVID19	26,863	0	0	0
430IMN34		IMMUNIZATIONS #3	46,214	17,659	59,398	0
430IMN44		IMMUNIZATIONS #4	0	0	34,442	30,000
430IMMN4		IMMUNIZATIONS	43,437	10,097	41,308	28,262
430LEPR4		EMERGENCY PREPARDNESS	16,900	22,466	26,572	44,385
430LPHA4		LOCAL PLANNING	44,272	131,969	145,946	148,818
430LPHC4		CHILD FATALITY	3,568	2,889	3,379	3,250
430LPHM4		MATERNAL CHILD HEALTH	17,531	10,202	17,211	15,180
430PBG_4		PREVENTIVE BLOCK GRANT	0	9,000	0	0
430NACV4		NACCHO VACCINE	16,475	0	0	0
430ARP_4		FEDERAL ARP ACT	38,441	0	0	0
430RROE4		RURAL RESPONSE OPIOID EPEDEMIC	5,341	8,359	8,162	0
430GVP_4		GUN VIOLANCE PROGRAM	0	10,000	10,000	0
430GVP24		GUN VIOLANCE PROGRAM R2	0	40,000	40,000	0
430WKFE4		OPHP WORKFORCE	29,607	59,975	130,023	0
430LDP24		LEAD PHASE 2	680	0	0	0
430INFS4		CDC INFRASTRUCTURE	0	692	0	200,000
430SAMH4		SUBSTANCE ABUSE MENTAL HEALTH	0	0	0	189,068
430SCIP4		PH STATE CRISIS INTERVENTION	0	0	0	96,500
430VULN4		VULNERABLE POPULATIONS	0	0	0	0
Expenditure Total:			606,974	632,122	980,448	908,218



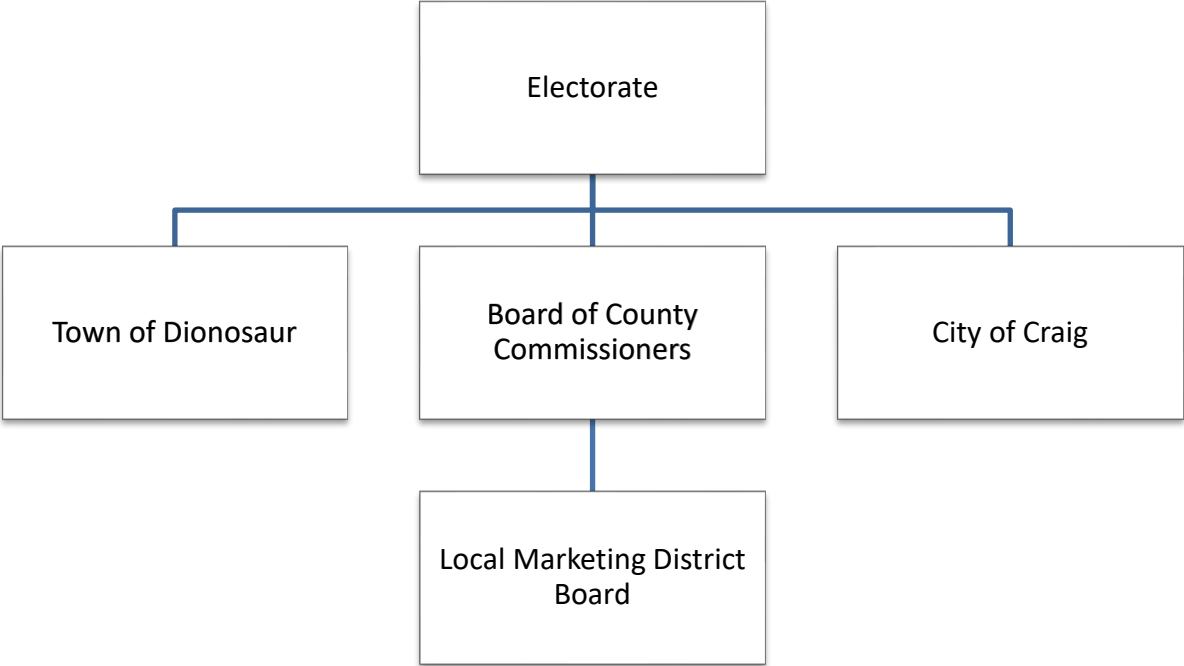
Moffat County Local Marketing District



Purpose of Department:

- The Moffat County Local Marketing District (MCLMD) is a combination district consisting of City of Craig, Town of Dinosaur and Moffat County and will be authorized but not limited to:
 - ✓ Coordination of tourism promotion activities
 - ✓ Coordination and support of activities in support of business recruitment, management and development
 - ✓ Organization, promotion, marketing and management of public events
 - ✓ Overseeing collection and disbursement of four percent marketing and promotion tax for rooms and accommodations sold in the City of Craig, Town of Dinosaur and Moffat County.

Moffat County Local Marketing District Organizational Chart





RESOLUTION 2024-99

A RESOLUTION APPROVING THE 2025 STRATEGIC PLAN AND BUDGET FROM THE MOFFAT COUNTY LOCAL MARKETING DISTRICT (“MCLMD”) AS ITS OPERATING PLAN FOR THE YEAR 2025

WHEREAS, pursuant to C.R.S. §29-25-110, an Operating Plan for the Moffat County Local Marketing District (henceforth called “MCLMD”) is required to be delivered at an annual meeting with the Board of Directors, which has to be held no later than September 30th. The final document must be approved or disapproved no later than December 5, 2024 for the next fiscal year, which is the year commencing January 1, 2025 and ending on December 31, 2025; and

WHEREAS, the current Board of Directors of the MCLMD has been appointed pursuant to C.R.S. §29-25-108 (1)(b), and also pursuant to Resolutions passed by the City Council of Craig, the Board of County Commissioners of Moffat County, and the Town Council of Dinosaur; and

WHEREAS, the Board of Directors of the MCLMD has filed a document called “2025 Strategic Plan”, setting forth its operating plan and proposed budget for the next fiscal year with the clerks of the three entities consisting of the City Council of Craig, the Board of County Commissioners of Moffat County, and the Town Council of Dinosaur as required by C.R.S. §29-25-110; and

WHEREAS, the Operating Plan of the MCLMD for 2024, must be approved or disapproved by the governing bodies of the City of Craig, the Town of Dinosaur and by Moffat County within thirty (30) days after receipt of such operating plan and all requested documentation relating thereto, and

WHEREAS, the Board of County Commissioners of Moffat County is acting as a member of the combination of local governments required to approve or disapprove the Operating Plan and proposed budget of the MCLMD for 2025.

NOW, THEREFORE, BE IT RESOLVED BY THE MOFFAT COUNTY BOARD OF COUNTY COMMISSIONERS, MOFFAT COUNTY, COLORADO:

The Operating Plan and proposed budget of the Moffat County Local Marketing District for 2025 as presented by the Moffat County Local Marketing District on September 17, 2024, and delivered electronically in final format on September 17, 2024 is hereby APPROVED and ADOPTED.

READ and APPROVED this 24th day of September, 2024, by the Moffat County Board of County Commissioners, Moffat County, Colorado.

MOFFAT COUNTY BOARD OF COUNTY COMMISSIONERS



[Signature]

Tony Bohrer, Chair

STATE OF COLORADO)
)ss.
COUNTY OF MOFFAT)

I, Erin Miller, Ex-Officio to the Board of County Commissioners, do hereby certify that the above and forgoing is a true and complete copy of the Resolution as adopted by the Board of County Commissioners on the date stated.

Witness my hand and seal of the County this 24th day of September, 2024



[Signature]

Erin Miller, Ex-Officio to the Board of County
Commissioners, Moffat County, State of Colorado

©2000 Local Marketing District 18-10-21 Resolution adopting 2019 LMD Operating Plan.doc

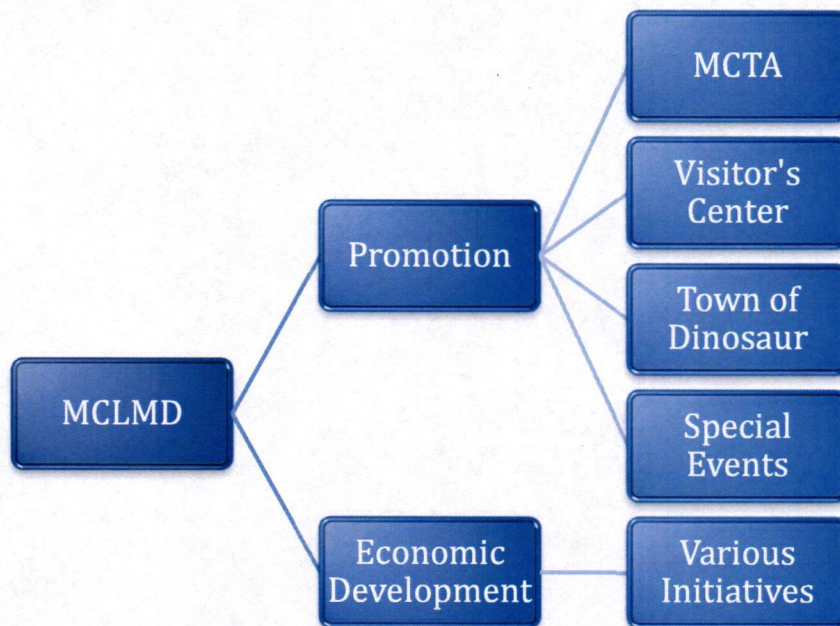


2025 Strategic Plan

Moffat County Local Marketing District

Mission

The Moffat County Local Marketing District (MCLMD) will support, enhance and encourage initiatives that create economic diversification, development, and stability for Moffat County as it transitions from a coal reliant community. This will include, but is not limited to, the promotion of Moffat County as a premier recreation and tourism destination.



Background

The MCLMD board continues to maintain our key stakeholder partnerships with Moffat County Tourism Association (MCTA), Craig Chamber of Commerce, City of Craig, Moffat County, and the Town of Dinosaur.

All of these entities are vested in the future success of Moffat County. With the reality of a significant reduction in coal generated electricity and mining activities less than three years away; it is imperative that all stakeholders recognize the urgency of creating and sustaining a diverse economy and expedite efforts to achieve this paradigm shift. As MCLMD plans for 2025, it must also recognize the impending sunset of the current ballot initiative scheduled for the end of 2025. With the scheduled closing of one of the power plant units also

scheduled for 2025; the MCLMD and Moffat County's voting population must decide if the lodging tax revenue should be considered a viable source of funds for Moffat County for its aggressive pursuit of strategies and initiatives that will strengthen and diversify our economy and tourism industry.

For 2024, the YTD revenue through August 31, 2024, is \$210,189.68. Using a four-year average for the months of September through December, the projected revenue for 2024 is \$341,276.34. If this projection holds true, yearend revenue will be down 14% year-over-year 2023 v. 2024. While the projected revenue for 2024 is \$342,000, the MCLMD is using a conservative estimate of budgeted revenue of \$292,500 for our 2025 budget year or roughly 10% lower than the \$325,000 used for 2024. This conservative estimate reflects possible reduction in hunting season traffic due to the winter kill experienced during the 2022/23 winter with hunters who visited in 2023 not returning in 2024. The estimate also reflects possible future recessionary conditions in 2025.

If historic averages are correct, the yearend lodging tax revenue should be at or above the 2024 budget of \$325,000. For 2024, MCLMD allocated a significant portion of its budget, \$191,500, to existing events in Moffat County. These events ranged from summer events such as the Yampa River Roots Reggae Festival, Whittle the Wood, Balloon Festival, and Moffat County Fair. Other events included the Colorado High School Rodeo finals, Coal Mountain Skijoring, Dinosaur Stone Age Stampede, and festivals orchestrated by the Downtown Business Association.

MCLMD continues to be limited in how tax revenue can be used to further our strategic plan. This limitation illustrates the need for all municipal entities working together to steward economic development into projects that are tangible and deliverable to the citizens of Moffat County.

2025 Strategic Plan

The 2025 Strategic Plan will focus on our Cornerstone Projects while continuing to assist with funding events to draw tourists to Moffat County. The MCLMD will continue to uphold the will of the voters to implement a plan to diversify and develop the Moffat County economy, and to effectively promote its physical attributes. We expect that the Ex Officio Board be constructive and critical in its review of this plan. The MCLMD will use this feedback to evaluate the strengths and weaknesses of this plan.

For 2025, the MCLMD strategic plan will be focused on four areas. Those areas include, 1.) Economic Development; 2.) Community Marketing / Promotion; 3.) Cornerstone Projects;

and 4.) Event Support. This plan will be governed by C.R.S. 29-25-101. This plan will also be governed by collaboration between MCLMD, MCTA, and the Visitor's Center (both Craig and Dinosaur) and other governmental entities as necessary. Input will also be solicited from the Craig Chamber of Commerce, Downtown Business Association, and concerned community members to collaborate on other projects that will promote Moffat County and develop its economy.

Economic Development

1. Moffat County faces the reality that three major employers will have shut down operations or significantly scaled back their operations by the end of 2028. MCLMD will support any efforts to identify alternative uses for our natural resources or industries that can capitalize on the infrastructure already created by such entities. Economic development also includes, but is not limited to, the expansion of existing businesses and programs to develop and encourage start-up businesses. MCLMD will also assist in other strategies designed to diversify and stabilize our local economy. Strengthening the economy also includes community development. The MCLMD will be an active participant in the discussion of community housing, regional transportation, and the Just Transition initiatives.

Community Marketing

1. MCLMD sees the need for an effective promotion of Moffat County, not only for recreation but also to attract businesses. The opportunity to promote various economic opportunity zones and development projects is time sensitive and MCLMD wants to assist in any way possible to expedite a prospectus for investors. With the construction of the river park and redevelopment of the courthouse site, MCLMD could entertain any partnership opportunities to promote the use of these assets.
2. *(Holdover Goal from 2023 and 2024 Plan)* MCLMD will begin a campaign to gain recognition for the contributions we make to economic expansion and diversification; support for local events; and other programs promoting tourism and our community. This includes but is not limited to 'Big Check' presentations for project supports; creating an Annual Report; quarterly ads (either print or on social media); consistent updates to stakeholder partners; and overall marketing. MCLMD receives its funding from visitors to our community, this revenue source is set to sunset in 2025. If the community wants to continue to reinvest after 2025, MCLMD needs to showcase its accomplishments to gain community awareness.

3. MCLMD will allocate funds to support community events. Funds will also be allocated to events, initiatives, and organizations that capitalize on the natural resources existing in Moffat County. These funds will be allocated with stipulations that each event, initiative, and organization will be evaluated based on its role in community development, number of visitors attracted, depth of business plan, financial viability, and how the event correlates to Moffat County's future vision. Special events should enhance community development. These events should also utilize data to evaluate their event's ability to draw outside visitors and how to determine how to increase participation through focused marketing efforts.
4. Provide financial support to the Moffat County Visitor's Center subject to a review of a detailed and complete financial information regarding operating expenses and revenues.
5. Provide a consistent and predictable funding process for event funding. This entails having one grant request session for existing events. The deadline for funding requests will be December 31, 2024. MCLMD will entertain requests for new events as they are received.

Cornerstone Projects for 2025

1. **Economic Development** – Provide financial support for economic development initiatives as presented by various local organizations and community individuals focused on looking forward to the economic diversification of Moffat County. These initiatives may include, but are not limited to, start-up businesses, business plan competitions, expansion of existing businesses, and resources for usability analysis of Moffat County resources. Also, providing resources and tools for those seeking funding to properly develop viable business plans and budgets to create sustainable local business.
2. **Community Marketing / Attraction**– Financially support efforts to advertise key partners, events, initiatives, and organizations.
3. **Town of Dinosaur Project Development and Strategic Support** – Consider resource requests from the Town of Dinosaur to further its promotion and economic development with initiatives that align with the 2025 MCLMD strategic plan.

4. **Annual Report** – MCLMD will provide an annual report to key partners and the community highlighting board accomplishments through the utilization of Lodging Tax Revenue.
5. **Support of Recreational Opportunities** – Place an emphasis on events, initiatives, and organizations that capitalize on Moffat County’s natural resources.

2025 Budget Strategy

Based on the 2025 strategic plan and objectives listed above, the LMD Board proposes to amend the budget to reflect the following allocation strategy.

- Estimated 2025 Lodging Tax Revenue: \$292,500 (*\$325M in 2024*)
- Financial Support for up to \$100,000 for projects and initiatives which align with our Cornerstone projects. (*\$100M in 2024*)
- Financial support up to \$72,500 for existing events (*\$100M in 2024*)
- Financial support up to \$10,000 for MCLMD operational expenses (*\$15M in 2024*)
- Financial support up to \$15,000 for new events (*\$15M in 2024*)
- Financial support up to \$20,000 for Colorado High School Finals Rodeo (*\$20M in 2024*)
- Financial support up to \$75,000 for Strategic Partners (*\$75M in 2024*)
- MCLMD earmarks \$223,000 of historical, present, and future revenue for cornerstone projects, and new / emerging initiatives and/or projects emerging in 2025 and requesting MCLMD funds, subject to MCLMD’s statutory funding guidelines (*this total is based on current unencumbered cash on hand of \$232,000 based on August 31, 2024 financials; less \$135,080 and \$3,300 awarded to MRH and the Museum of Northwest Colorado (respectively) during the September 12, 2024 meeting, and \$130,000 of estimated 2024 revenue for Sept – Dec. based on historical 4-yr average*)
- This creates total possible budget expenditures of \$515,500 (*\$223,000 identified above plus the \$292,500 estimated 2025 budget*).

**Moffat County Local Marketing District
Fund Summary**

	2022 Actual	2023 Actual	2024 Estimate	2025 Budget
<u>Sources of Funds:</u>				
Property Taxes	\$ -	\$ -	\$ -	\$ -
Sales Tax	293,556	481,971	306,000	292,500
Specific Ownership Taxes	-	-	-	-
Licenses & Permits	-	-	-	-
Intergovernmental	-	-	-	-
Charges for Services	-	-	-	-
Miscellaneous	-	-	-	-
Interest	-	-	-	-
Transfer In	-	-	-	-
Fund Balance Used	-	-	320,893	-
Total Sources of Funds	\$ 293,556	\$ 481,971	\$ 626,893	\$ 292,500
<u>Uses of Funds:</u>				
Personnel	\$ -	\$ -	\$ -	\$ -
Operating	\$ 217,844	\$ 237,002	\$ 626,893	\$ 292,500
Capital Outlay	\$ -	\$ -	\$ -	\$ -
Transfers Out	\$ -	\$ -	\$ -	\$ -
Total Uses of Funds	\$ 217,844	\$ 237,002	\$ 626,893	\$ 292,500
Annual Net Activity	\$ 75,712	\$ 244,970	\$ 0	\$ 0.00
<u>Cumulative Balance:</u>				
Beginning Fund Balance	\$ 602,938	\$ 678,650	\$ 923,620	\$ 602,727
Change in Fund Balance	75,712	244,970	(320,893)	-
Ending Fund Balance	\$ 678,650	\$ 923,620	\$ 602,727	\$ 602,727
<u>Fund Balance Designations:</u>				
Restricted				
Marketing Promotion	\$ 678,650	\$ 923,620	\$ 602,727	\$ 602,727

Moffat County Local Marketing District Revenues


ORG	OBJ	DESCRIPTION	2022 Actual	2023 Actual	2024 Estimate	2025 Budget
55500005	41006	LOCAL MARKETING DISTRICT TAX	293,556	481,971	306,000	292,500
		Sales Taxes:	293,556	481,971	306,000	292,500
55500005	45001	MISCELLANEOUS	0	0	0	0
		Miscellaneous:	0	0	0	0
		Total Revenue:	293,556	481,971	306,000	292,500

Moffat County Local Marketing Expenditures

ORG	OBJ	DESCRIPTION	2022 Actual	2023 Actual	2024 Budget	2025 Budget
55500005	50050	CONTRACT LABOR	0	0	0	0
		Personnel Expenditures:	0	0	0	0
			0	0	0	0
55500005	51015	LEGAL SERVICES	0	0	0	0
55500005	54042	OFFICE SUPPLIES	0	0	0	0
55500005	54049	POSTAGE	0	0	0	0
55500005	54045	OPERATING SUPPLIES	0	794	0	0
55500005	53046	TRAVEL	0	0	0	0
55500005	53018	INSURANCE	1,889	1,893	1,893	1,893
55500005	54051	PROJECTS & DEVELOPMENT	49,786	1,256	75,000	75,000
55500005	51018	OTHER PROFESSIONAL SERVICES	0	150	0	0
55500005	51027	MARKETING	4,080	0	0	6,000
55500005	58007	EVENT FUNDING	92,489	117,848	135,000	107,500
55500005	54038	MISCELLANEOUS	0	1,000	15,000	2,107
55500005	54022	ECON DEVLOP/DIVERSE PROJECT:	69,600	114,061	400,000	100,000
		Operating Expenditures:	217,844	237,002	626,893	292,500
		Expenditure Total:	217,844	237,002	626,893	292,500

ACET

All Crimes Enforcement Team



Moffat County Sheriff: KC Hume

Phone: 970-824-4495

Email: khume@sheriff.moffat.co.us

All Crimes Enforcement Team, Board of Executive Directors

- Moffat County Sheriff
- Routt County Sheriff
- Steamboat Springs Police Chief
- Craig Police Chief
- Hayden Police Chief
- 14th Judicial District Attorney

Mission Statement:

ACET will work collaboratively with agencies across our area of operation in an effort to minimize and impacts of narcotics and crime on the citizens we serve.

Purpose of Department:

The multi-jurisdictional team, ACET, was formed to combat the availability of street level narcotics across Moffat and Routt county. Investigators assigned to ACET commit themselves to identifying and dismantling drug trafficking organizations as well as identifying street level distributors. ACET will assist the participating agencies by providing them with intelligence concerning drug trafficking as well as secondary crimes that are commonly associated with drug use.

**All Crimes Enforcement Teams
Fund Summary**

	2022 Actual	2023 Actual	2024 Estimate	2025 Budget
Sources of Funds:				
Property Taxes	\$ -	\$ -	\$ -	\$ -
Sales Tax	-	-	-	-
Specific Ownership Taxes	-	-	-	-
Licenses & Permits	-	-	-	-
Intergovernmental	82,500	82,500	82,500	82,500
Charges for Services	1,419	964	300	1,000
Miscellaneous	651	-	-	-
Interest	-	-	400	-
Transfer In	-	-	-	-
Fund Balance Used	-	-	920	620
Total Sources of Funds	\$ 84,569	\$ 83,464	\$ 84,120	\$ 84,120
Uses of Funds:				
Personnel	\$ -	\$ -	\$ -	\$ -
Operating	\$ 29,107	\$ 49,373	\$ 84,120	\$ 84,120
Capital Outlay	\$ 892	\$ 385	\$ -	\$ -
Transfers Out	\$ -	\$ -	\$ -	\$ -
Total Uses of Funds	\$ 29,999	\$ 49,758	\$ 84,120	\$ 84,120
Annual Net Activity	\$ 54,571	\$ 33,707	0	0
Cumulative Balance:				
Beginning Fund Balance*	\$ 141,567	\$ 196,138	\$ 229,844	\$ 228,924
Change in Fund Balance	54,571	33,707	(920)	(620)
Ending Fund Balance	\$ 196,138	\$ 229,844	\$ 228,924	\$ 228,304
Fund Balance Designations:				
Restricted	\$ 196,138	\$ 229,844	\$ 228,924	\$ 228,304

*Fund Balance forwarded from current fiscal agent to County as fiscal agent for ACET Board.

All Crime Enforcement Teams Revenues

ORG	OBJ	DESCRIPTION	2022 Actual	2023 Actual	2024 Estimate	2025 Budget
24500002	43900	CITY OF CRAIG	0	0	0	0
24500002	43904	MOFFAT CO DISTRICT ATTORNY	8,000	8,000	8,000	8,000
24500002	43905	ROUTT COUNTY	8,000	8,000	8,000	8,000
24500002	43906	HAYDEN POLICE DEPT	2,500	2,500	2,500	2,500
24500002	43907	STEAMBOAT SPGS POLICE DEPT	16,000	16,000	16,000	16,000
24500002	43908	CRAIG POLICE DEPT	16,000	16,000	16,000	16,000
24500002	43909	MOFFAT CO SHERIFF OFFICE	16,000	16,000	16,000	16,000
24500002	43910	ROUTT CO SHERIFF OFFICE	16,000	16,000	16,000	16,000
Intergovernmental:			82,500	82,500	82,500	82,500
			<hr/>			
			Sales Taxes:			
			0	0	0	0
24500002	44011	FINES AND COLLECTIONS	1,419	964	300	1,000
Charges for Services:			1,419	964	300	1,000
			<hr/>			
24500002	45001	MISCELLANEOUS	651	0	0	0
Miscellaneous:			651	0	0	0
			<hr/>			
24500002	47001	INTEREST EARNED	0	0	400	0
Interest:			0	0	400	0
			<hr/>			
Total Revenue:			84,569	83,464	83,200	83,500

All Crime Enforcement Team Expenditures

ORG	OBJ	DESCRIPTION	2022 Actual	2023 Actual	2024 Estimate	2025 Budget
55500005	50050	CONTRACT LABOR	0	0	0	0
Personnel Expenditures:			0	0	0	0
			<hr/>			
24500002	51018	OTHER PROFESSIONAL SERVICES	0	0	1,080	1,080
24500002	52027	LEASING	2,268	10,125	12,000	12,000
24500002	52035	REPAIRS AUTO	1,000	88	1,500	2,500
24500002	52037	REPAIRS EQUIP/MAINT	0	406	3,500	3,500
24500002	52043	UTILITIES	806	720	2,340	2,340
24500002	53009	DUES & MEETINGS	0	3,416	8,000	8,000
24500002	53010	EDUCATION	3,447	1,697	7,500	7,500
24500002	53042	TELEPHONE	4,937	5,069	5,700	5,700
24500002	53046	TRAVEL	5,839	17,282	25,000	9,000
24500002	54037	MISC EQUIPMENT	6,383	8,508	10,000	15,000
24500002	54042	OFFICE SUPPLIES	1,044	360	2,000	2,000
24500002	54045	OPERATING SUPPLIES	3,138	1,428	5,000	15,000
24500002	54049	POSTAGE	246	274	500	500
Operating Expenditures:			29,107	49,373	84,120	84,120
			<hr/>			
24500002	60011	EQUIPMENT MISCELLANEOUS	340	385	0	0
24500002	60014	EQUIPMENT VEHICLES	552	0	0	0
Capital Expenditures:			892	385	0	0
			<hr/>			
Expenditure Total:			29,999	49,758	84,120	84,120



Capital Improvement Program

The Capital Improvement Program (CIP) is a multi-year planning tool to identify and implement the County's short-term and long-term capital needs.

The CIP is the result of significant collaboration between the following departments: Development Services, Facility Maintenance, Fairgrounds, Landfill, Parks & Recreation, Road and Bridge, Weed & Pest, Information Technology Department and the Finance Department and also reflects input from other County departments. The commendable work of all parties is reflected in the CIP.

2025 Capital Improvement Plan

The 2025 CIP includes improvements in six categories of projects:

- Equipment/Vehicle Replacement \$2,443,499
- Facility Improvements \$10,067,597
- Airport Maintenance \$4,000
- Road Maintenance \$500,000
- Technology Improvements \$22,800
- Landfill Maintenance \$30,000

The County's 2025 CIP includes a total of \$13,067,896 million. This amount is an increase of \$8,963,695 from the 2024 budget figure of \$4,104,201. This increase is mainly for a Fairgrounds Capital Project of \$8,194,025.

Category	2024 Rollover	2025	2026-2027	2028-2029
EQUIPMENT/VEHICLE REPLACEMENT	\$ 144,000	\$ 2,299,499	\$ 3,595,749	\$ 3,013,999
FACILITY IMPROVEMENTS	\$ 5,308,698	\$ 4,758,899	\$ 507,600	\$ 392,600
AIRPORT MAINTENANCE	\$	\$ 4,000	\$	\$
LANDFILL MAINTENANCE	\$	\$ 30,000	\$	\$
ROAD MAINTENANCE	\$	\$	\$	\$
Preventative Maintenance	\$	\$	\$	\$
Asphalt Projects	\$	\$ 500,000	\$	\$
Asphalt Reconstruction	\$	\$	\$	\$
Bridge Repair/Replacement	\$	\$	\$	\$
TOTAL ROAD MAINTENANCE	\$ -	\$ 500,000	\$	\$
TECHNOLOGY IMPROVEMENTS	\$	\$	\$	\$
Computer Rotation	\$	\$ 22,800	\$ 22,800	\$ 22,800
TOTAL TECHNOLOGY IMPROVEMENTS	\$ -	\$ 22,800	\$ 22,800	\$ 22,800
GRAND TOTALS	\$ 5,452,698	\$ 7,615,198	\$ 4,126,149	\$ 3,429,399

2025 includes costs for specific projects, while future years only reflect estimated costs. Actual costs in future years are based on CIP projections according to current asset costs.

Road Maintenance

The objective of the Road and Bridge Department is to provide and maintain a safe and adequate road system for the unincorporated areas of Moffat County. In addition to general maintenance, this budget includes the cost of engineering, construction, and maintenance of the 1,700 miles of the County Road system. The Department's activities include: street overlays, replacement of signs, culverts and cattle guards, road surface maintenance, chip seals, patching, shoulder repairs, removal of roadside debris, storm patrol, storm cleanup, and providing requested service to other County departments.

Overview of the 2025 CIP

The County's Capital Improvement Program (CIP) is a multi-year planning tool to identify and implement short-term and long-term capital needs. Capital projects included in the CIP include acquisitions, additions, improvements, and non-routine maintenance to County-owned facilities, and roads that generally equal or exceed \$25,000 and have a useful life of at least five years. In addition, the plan also includes capital equipment and vehicle replacements that equal or exceed \$5,000 and have a useful life of at least two years.

In order to maintain assets at a level adequate to protect the county's capital investment and to minimize future maintenance and replacement costs, the CIP plan provides guidance in the capital replacement rotation and capital improvement needs according to 10-year projections and will be updated and adopted on an annual basis.

Facility Improvements Projects

These capital investments help ensure safe and appropriate facilities for County employees and the public. These facilities include the Courthouse, Public Safety Center, Road and Bridge Offices and Shops, Libraries, Community Centers, and parks and open space facilities. The 2025 CIP shows funding for facilities from county funds or from Conservation Trust Funds. The County owned mineral revenue is being designated as follows per Resolution 2006-137 Designation of Revenue in Capital Projects Fund:

- 15% of the revenue for Courthouse Expansion/Major Renovations
- 15% of the revenue for Senior Housing Improvements/Addition
- 25% of the revenue for a multiuse building at the Fairgrounds
- 45% of the revenue for yet to be determined capital improvements
-

As of the end of 2024 these categories have the following estimated balances:

- Courthouse Expansion/Major Renovations \$1,315,873
- Senior Housing Improvements/Addition \$493,882
- Multiuse Building at Fairgrounds \$775,957
- Yet to be Determined Capital Improvements \$58,430

Equipment/Vehicle Replacement

Equipment/Vehicle Replacement

It is Moffat County's goal to continue to maintain our equipment and vehicles to ensure employee safety as well as improved efficiency. The replacement schedule for equipment and vehicles varies by department, types of equipment, and the usage. Developmental Services also works with Departments to research best value for Equipment Purchases and, if needed, prepares the bid process.

Fleet Management Program

Moffat County is implementing a partnership with Enterprise to lease vehicles. This program is not your standard lease option like a consumer lease. Moffat County is still purchasing the vehicles and at the end of the 5-year term we own them. Moffat County is also able to utilize the buying power of Enterprise which affords us the ability to order the vehicle to our specs. The Enterprise team is also managing our fleet by analyzing the value of each vehicle at any given time and if there is a high resale for our vehicle, we have the option to have it sold and all profits from the vehicle will go towards the vehicle that replaces it which in turn will lessen the price of the next vehicle. Approximately \$30,000 will be saved per year.

Due to the struggles with revenue shortfalls and capital improvement needs, a 10-year Capital Improvement Plan (CIP) has been developed to address vehicle and equipment rotation along with building improvements. Typically, a CIP is built on a rotation basis such as vehicles rotate every 5 years or 100,000 miles. The CIP for Moffat County is based off of scoring mechanisms to identify the highest replacement need from usage. For example: an older vehicle that may have low miles due to in town use may not be a high need of replacement and will stay on the rotation until the mileage and condition of the vehicle is scored for highest replacement need.

Summary of Proposed Equipment/Vehicle Replacements

Equipment /Vehicle Description	2024 Rollover	2025	2026-2027	2028-2029
Airport Utility Vehicle	\$	\$	\$ 9,900	\$
Airport Fund Sub-Total	\$ -	\$ -	\$ 9,900	\$ -
Cemetery Mower	\$	\$ 31,000	\$	\$
Cemetery Pickups	\$ 60,000	\$	\$	\$ 36,300
Cemetery Utility Vehicles	\$	\$ 10,000	\$	\$
Cemetery Skid Steer	\$	\$ 15,000	\$	\$
Commissioners Vehicles	\$	\$ 45,000	\$ 47,500	\$ 83,000
Coroner Vehicles	\$	\$	\$	\$ 36,300
Development Services Vehicles	\$	\$	\$ 43,500	\$
Emergency Management Radios	\$	\$ 50,000	\$	\$
Emergency Management Vehicle	\$	\$	\$ 15,000	\$
Extension Vehicle	\$	\$ 72,500	\$	\$
Fairgrounds Pickups	\$	\$	\$	\$ 36,300
Fairgrounds Skid steer Loader	\$ 20,000	\$	\$	\$
Fairgrounds Tool cats	\$	\$	\$ 53,000	\$
Fairgrounds Tractors	\$	\$	\$ 37,000	\$
Facilities Pickups	\$	\$ 60,000	\$ 55,500	\$ 117,100
Facilities Miscellaneous Equip	\$	\$ 10,000	\$ 10,000	\$
Facilities Trailers	\$	\$	\$	\$ 10,000
Maybell Ambulance Wheeled Coach Replacemen	\$	\$	\$ 93,500	\$
Maybell Ambulance	\$	\$	\$ 93,500	\$
Maybell Park Vehicle	\$	\$	\$ 36,300	\$
Parks & Rec Mower	\$	\$	\$ 76,000	\$
Parks & Rec Pickup	\$	\$ 70,000	\$	\$
Parks & Rec Trailers	\$	\$ 12,000	\$	\$
Parks & Rec Striper / Groomer	\$	\$	\$ 10,000	\$
Parks & Rec Utility Vehicle	\$	\$ 16,000	\$ 64,000	\$
Pest Management Foggers	\$	\$	\$	\$ 20,000
Pest Management ATVs	\$	\$	\$ 10,000	\$
Pest Management Mixing/Loading Equip	\$	\$	\$	\$
Pest Management Pickups	\$	\$ 70,000	\$ 181,500	\$ 108,900
Pest Management Sprayers	\$	\$	\$ 12,000	\$
Pest Management Utility Vehicles	\$	\$ 16,000	\$	\$
Pest Management Tracks for Argo	\$	\$	\$	\$ 28,000
Pest Management Trailers	\$	\$ 12,000	\$	\$
Sheriff Vehicles	\$	\$ 168,000	\$ 336,000	\$ 504,000
Sheriff BodyCam & Hardware	\$	\$ 30,199	\$ 30,199	\$ 30,199
General Fund Sub-Total	\$ 80,000	\$ 687,699	\$ 1,204,499	\$ 1,010,099
Pickups and Vans	\$ 50,000	\$ 275,000	\$ 435,600	\$
Tractor Trucks	\$	\$	\$ 200,000	\$ 800,000
Motor Graders	\$	\$	\$ 730,000	\$
Loaders & Backhoes	\$	\$	\$ 500,000	\$ 200,000
Water Trucks	\$	\$	\$ 160,000	\$
Trailers	\$	\$	\$ 100,000	\$
Dozers	\$	\$ 300,000	\$	\$
Misc. Equipment	\$	\$ 321,000	\$ 70,000	\$ 220,000
Crusher Equipment	\$	\$ 155,000	\$	\$ 545,000
Road & Bridge Fund Sub-Total	\$ 50,000	\$ 1,051,000	\$ 2,195,600	\$ 1,765,000

Summary of Proposed Equipment/Vehicle Replacements (Continued)

Equipment /Vehicle Description	2024 Rollover	2025	2026-2027	2028-2029
Landfill Pickup(s)	\$ -	\$	\$	\$ 72,600
Landfill Slow grinder	\$ -	\$ 500,000	\$	\$
Landfill Fund Sub-Total	\$ -	\$ 500,000	\$ -	\$ 72,600
Passenger Van / SUV	\$	\$ 45,000	\$ 100,000	\$
Seniors Fund Sub-Total	\$ -	\$ 45,000	\$ 100,000	\$ -
Transport Vehicle	\$ -	\$ 15,800	\$ 40,000	\$ 76,500
Jail Fund Sub-Total	\$ -	\$ 15,800	\$ 40,000	\$ 76,500
Vehicle(s) Replacement	\$ 14,000	\$	\$ 45,750	\$ 89,800
Human Service Fund Sub-Total	\$ 14,000	\$ -	\$ 45,750	\$ 89,800
	144,000	2,299,499	3,595,749	3,013,999

Facility Improvements

FACILITY IMPROVEMENTS

The County Grounds & Building Department is responsible for all building and space maintenance for County buildings. In total, the department maintains 39,625 sq. ft. of buildings. The Development Services Department examines facilities throughout the county, determines requirements for improvements, and makes recommendations to Department Heads and Commissioners for upcoming needs. Funding in future fiscal years is indicated for planning purposes only and subject to available funding and approval by the Board of County Commissioners.

Summary of Proposed Facility Improvements

Facility Improvement Description	2024 Rollover	2025	2026-2027	2028-2029
Craig-Moffat Airport Improvements	\$	\$ 4,000	\$	\$
Airport Fund Sub-Total	\$ -	\$ 4,000	\$ -	\$ -
Facility Contingency	\$	\$ 50,000	\$ 100,000	\$ 100,000
County Fairgrounds Improvements	\$ 64,814	\$ 90,186	\$	\$
Sherman Youth Camp Generator	\$ 9,000	\$	\$	\$
Sherman Youth Camp Building	\$ 180,187	\$	\$	\$
Loudy Simpson Ballfield Improvements	\$	\$ 200,000	\$	\$
Loudy Simpson Irrigation Zones	\$	\$ 55,000	\$ 300,000	\$
General Fund Sub-Total	\$ 254,001	\$ 395,186	\$ 100,000	\$ 100,000

Summary of Proposed Facility Improvements (Continued)

	\$	\$	\$	\$	\$
Landfill Mulch			30,000		30,000
Landfill New Cell					416,275
Landfill Sub-Total	\$	-	\$	30,000	\$
	\$				
Courthouse Improvements	\$	237,385	\$		\$
Fairgrounds Improvements	\$	4,194,025	\$	4,000,000	\$
Fairground Bathhouse Restroom Remodel	\$		\$	100,000	\$
Treasurer Software upgrade	\$	200,000	\$		\$
Finance Accounting System Upgrade	\$	193,287	\$	6,713	\$
Loudy Simpson Caretaker House	\$		\$	200,000	\$
Capital Fund Sub-Total	\$	4,824,697	\$	4,006,713	\$
	\$				
Loudy Simpson Tree Replacement	\$	15,000	\$	15,000	\$
Conservation Trust Fund Sub-Total	\$	15,000	\$	-	\$
	\$				
Craig Library Roof	\$		\$	10,000	\$
Library Fund Sub-Total	\$	-	\$	10,000	\$
	\$				
MWWTF Improvements	\$		\$	20,000	\$
Maybell Waste Water Treatment Fund Sub-T	\$	-	\$	-	\$
	\$				
Fencing	\$	90,000	\$	90,000	\$
Interior Locks Replacement	\$	20,000	\$		\$
Parking Lot Repair	\$	65,000	\$		\$
Paint	\$	40,000	\$	8,000	\$
Carpet Replacement	\$		\$	25,000	\$
Roof Top Units	\$		\$	36,000	\$
Pod Valves and Improvments	\$		\$	72,600	\$
Jail Fund Sub-Total	\$	215,000	\$	189,000	\$
	\$				
Component Unit Various Projects	\$		\$	158,000	\$
Component Unit Sub-Total	\$	-	\$	158,000	\$
	\$				
	\$	5,308,698	\$	4,758,899	\$
				507,600	
					392,600



Memorial Regional Health



Memorial Regional Health
Memorial Regional Health Board of Trustees
750 Hospital Loop
Craig, CO 81625
970-824-9411
info@memorialrh.org

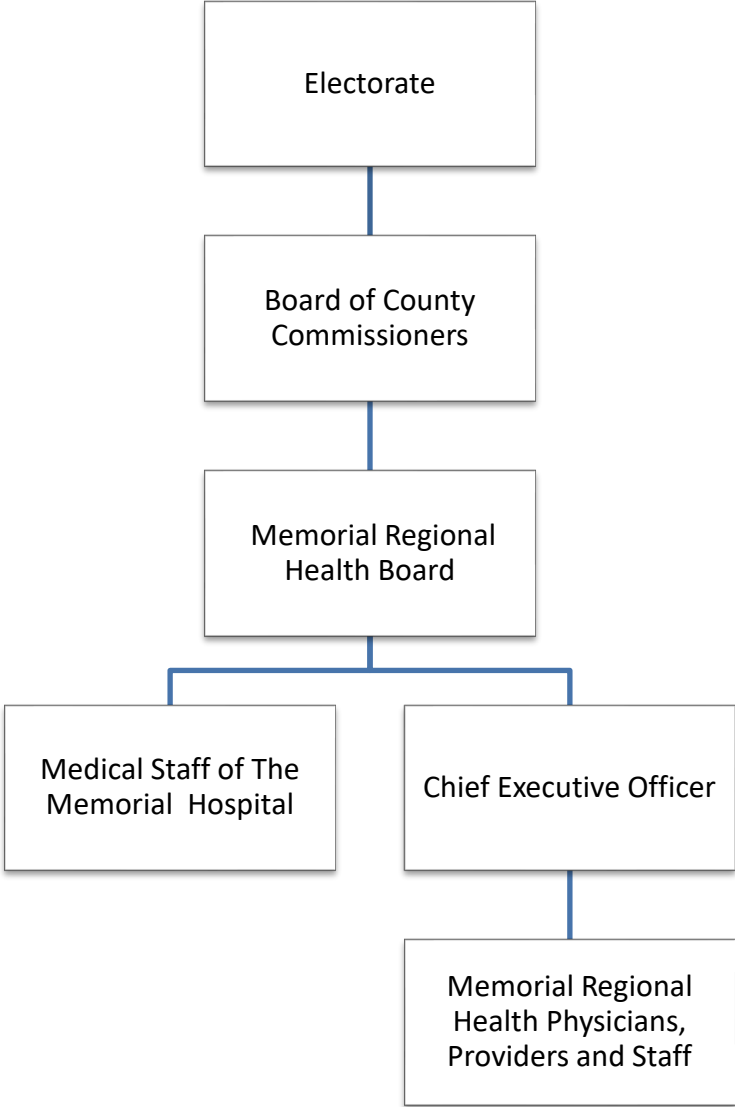
Purpose of Department:

Memorial Regional Health includes a 25-bed hospital, multi-specialty medical clinics located in Craig and Steamboat and a rehabilitation center located in and focused on caring for the residents of Northwest Colorado.

Following a vote of the people to support a new hospital, MRH opened a new 25-bed hospital in 2009. In September of 2019, MRH consolidated most of the medical practices, providers and services into the newly constructed medical office building located adjacent to the hospital.

At MRH, we pride ourselves in taking care of you like family. Many of you know our staff not only as healthcare experts, but as friends and neighbors as well. We are dedicated to helping you, personally, reach optimum health, and to increasing the health of our community as a whole. Together, we're stronger. When you choose MRH, you choose Craig.

The Memorial Regional Health Organizational Chart



**The Memorial Hospital
Fund Summary**

	2022 Actual	2023 Actual	2024 Estimate	2025 Budget
<u>Sources of Funds:</u>				
Property Taxes	\$ 1,279,814	\$ 1,256,303	\$ 1,247,107	\$ 1,198,792
Sales Tax	-	-	-	-
Specific Ownership Taxes	-	-	-	-
Licenses & Permits	-	-	-	-
Intergovernmental	-	-	-	-
Charges for Services	65,759,400	67,123,348	74,488,736	86,668,999
Miscellaneous	1,321,025	2,493,454	2,252,657	2,102,958
Interest	-	(12,379)	400	100
Transfer In	-	-	-	-
Fund Balance Used				
Total Sources of Funds	\$ 68,360,239	\$ 70,860,726	\$ 77,988,900	\$ 89,970,849
<u>Uses of Funds:</u>				
Personnel	\$ 31,473,936	\$ 31,441,384	\$ 36,070,999	\$ 40,087,608
Operating	\$ 37,045,197	\$ 37,731,431	\$ 41,182,773	45,315,186
Capital Outlay	\$ -	\$ -	\$ -	-
Transfers Out	\$ -	\$ -	\$ -	-
Total Uses of Funds	\$ 68,519,133	\$ 69,172,815	\$ 77,253,772	\$ 85,402,794
Annual Net Activity	\$ (158,894)	\$ 1,687,911	\$ 735,128	\$ 4,568,055
<u>Cumulative Balance:</u>				
Beginning Fund Balance	\$ 5,905,932	\$ 5,747,038	\$ 7,434,949	\$ 8,170,077
Change in Fund Balance	(158,894)	1,687,911	735,128	4,568,055
Ending Fund Balance	\$ 5,747,038	\$ 7,434,949	\$ 8,170,077	\$ 12,738,132
<u>Fund Balance Designations:</u>				
Assigned				
County Hospital	5,747,038	7,434,949	8,170,077	12,738,132

The Memorial Hospital Revenues

Account Number & Title	2022 Actual	2023 Actual	2024 Estimate	2025 Budget
TAXES CURRENT PROPERTY	1,279,814	1,256,303	1,247,107	1,198,792
Property Taxes:	1,279,814	1,256,303	1,247,107	1,198,792
COUNTY SALES & LEASE			-	-
Intergovernmental:	-	-	-	-
CHARGES - PATIENT DEDUCTIONS	126,012,600 (60,253,200)	127,821,273 (60,697,925)	140,629,192 (66,140,456)	166,231,512 (79,562,513)
Charges for Services:	65,759,400	67,123,348	74,488,736	86,668,999
OTHER FEDERAL GRANTS	-	-	-	-
OTHER CONTRIBUTIONS	1,321,025	2,464,941	2,232,657	2,087,958
ADJUST INVESTMENTS TO MARKET	-	28,513	20,000	15,000
Miscellaneous:	1,321,025	2,493,454	2,252,657	2,102,958
INTEREST	-	(12,379)	400	100
Interest:	-	(12,379)	400	100
Total Revenue:	68,360,239	70,860,726	77,988,900	89,970,849

The Memorial Hospital Expenditures

Account Number & Title	2022 Actual	2023 Actual	2024 Estimate	2025 Budget
SALARIES & FRINGE	31,473,936	31,441,384	36,070,999	40,087,608
Personnel Expenditures:	31,473,936	31,441,384	36,070,999	40,087,608
OPERATING INTEREST & AMORITZATION DEPRECIATION LOSS ON INVESTMENT COST OF ISSUANCE	29,510,436 1,951,000 3,913,900 1,669,861 0	29,551,176 1,638,207 4,306,686 2,235,362 0	34,271,309 1,810,050 4,464,621 636,793 0	41,684,148 1,765,122 929,908 936,008 0
Operating Expenditures:	37,045,197	37,731,431	41,182,773	45,315,186
CAPITAL OUTLAY	0	0	0	0
Capital Expenditures:	0	0	0	0
Expenditure Total:	68,519,133	69,172,815	77,253,772	85,402,794

Housing Authority



Sunset Meadows I



Sunset Meadows II

Housing Authority
The Housing Authority Board
Sunset Meadows I
633 Ledford Street
Phone: 970-824-3660
Craig, CO 81625

Mission Statement:

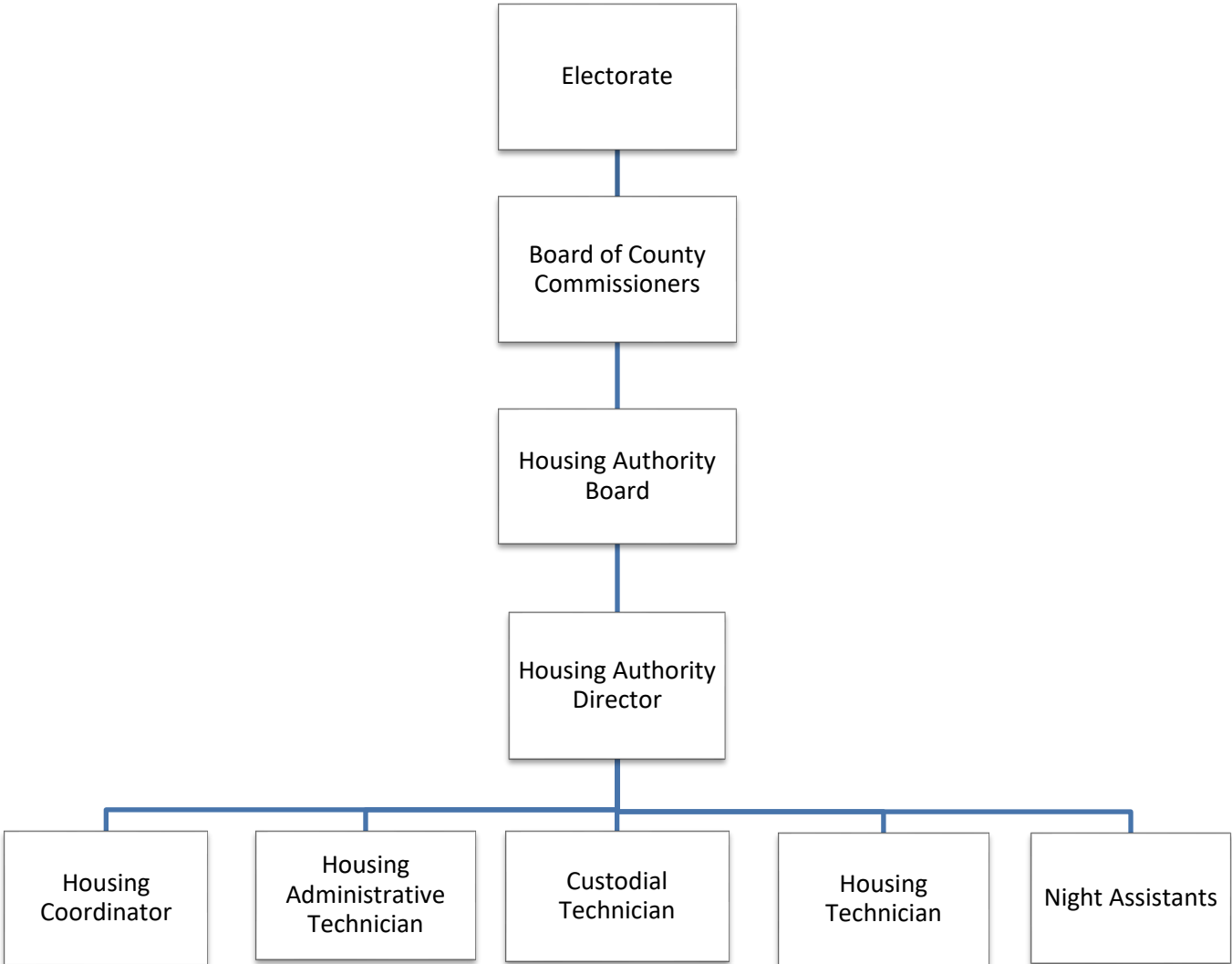
It is the mission of the Moffat County Housing Authority and its staff to provide a safe, clean, well-maintained, comfortable and pleasant environment in which senior citizens may actively live while providing quick and conscientious response to tenant needs.

Purpose of Department:

The function of the Moffat County Housing Authority is to provide safe, decent and sanitary rental housing for primarily low-income senior citizens. In addition, Sunset Meadows serves as a senior center and meeting place for all of Moffat County's senior citizens. Many structured in-house and community activities take place at Sunset Meadows; numerous aimed at enhancing the lives of senior citizens. Additional services include a handicapped accessible bus that provides transportation for seniors in our community. This service is an important link for seniors to vital services such as doctors, hospitals and grocery stores. Sunset Meadows also provides noon meals for seniors and Meals-on-Wheels for homebound seniors in the community.

Housing Authority Personnel Schedule	
Position Title	FTE
Housing Authority Director	0.75
Housing Administrative Coordinator	1.00
Housing Administrative Technician	0.62
Housing Technician	0.63
Custodial Technician	0.97
Assistant Night Manager	0.36
Total	4.33

Housing Authority Organizational Chart



Housing Authority Fund Summary

	2022 Actual	2023 Actual	2024 Estimate	2025 Budget
<u>Sources of Funds:</u>				
Property Taxes	\$ -	\$ -	\$ -	\$ -
Sales Tax	-	-	-	-
Specific Ownership Taxes	-	-	-	-
Licenses & Permits	-	-	-	-
Intergovernmental	510,535	486,165	512,477	513,959
Charges for Services	383,949	436,000	449,778	478,488
Miscellaneous	5,582	21,157	5,850	7,650
Interest	8,816	33,187	1,068	11,050
Transfer In	-	-	-	-
Fund Balance Used				107,714
Total Sources of Funds	\$ 908,883	\$ 976,508	\$ 969,173	\$ 1,118,861
<u>Uses of Funds:</u>				
Personnel	\$ 204,520	\$ 213,023	\$ 283,301	\$ 309,350
Operating	575,078	539,158	621,964	638,311
Capital Outlay	9,499	5,514	50,000	171,200
Transfers Out	-	-	-	-
Total Uses of Funds	\$ 789,096	\$ 757,695	\$ 955,265	\$ 1,118,861
Annual Net Activity	\$ 119,787	\$ 218,813	\$ 13,908	\$ -
<u>Cumulative Balance:</u>				
Beginning Fund Balance	\$ 1,278,787	\$ 1,953,933	\$ 2,172,746	\$ 2,186,653
Change in Fund Balance	675,146	218,813	13,908	-
Ending Fund Balance	\$ 1,953,933	\$ 2,172,746	\$ 2,186,653	\$ 2,186,653
<u>Fund Balance Designations:</u>				
Restricted				
Emergency	-	-	20,000	20,000
Committed				
60 Days Operating*	300,385	302,900	150,908	157,975
Assigned				
Subsequent Year's Expenditures	1,653,548	1,869,845	2,015,746	2,008,678

Sunset Meadows I Revenues

ORG	OBJ	DESCRIPTION	2022 Actual	2023 Actual	2024 Estimate	2025 Budget
60000006	43018	FED HUD TENANT ASSIST PAYMENTS	215,757	213,779	222,624	224,106
60000006	43019	FED CAPITAL/INCENT PERFORMANCE	55,711	3,492	20,000	20,000
Intergovernmental:			271,468	217,271	242,624	244,106
60000006	44004	TENANT RENT	240,875	247,214	224,005	252,715
60000006	44005	VACANCIES	(51,030)	(22,390)	0	0
60000006	44006	TENANT AIR CONDITIONER	2,549	2,721	2,800	2,800
60000006	44007	TENANT CABLE	6,282	6,491	6,800	6,800
60000006	44008	BEAUTY SHOP RENT	1,200	3,600	3,600	3,600
Charges for Services:			199,876	237,636	237,205	265,915
60000006	45001	MISCELLANEOUS	1,592	0	200	0
60000006	45010	UNCATEGORIZED INCOME	1,531	1,989	2,000	2,000
60000006	46004	REIMBURSEMENT	0	2,517	0	2,000
60000006	46013	DAMAGE REIMBURSEMENT	(193)	11,490	300	300
Miscellaneous:			2,931	15,996	2,500	4,300
60000006	47001	INTEREST EARNED	6,570	23,977	700	10,000
60000006	47005	INTEREST EDWARD JONES	258	1,032	8	500
60000006	47006	INTEREST LPL FINANCIAL	64	256	10	200
Interest:			6,893	25,265	718	10,700
Total Revenue			481,168	496,167	483,047	525,021

Sunset Meadows I Admin Expenditures

ORG	OBJ	DESCRIPTION	2022 Actual	2023 Actual	2024 Estimate	2025 Budget
60061006	50025	FULL TIME SHARED WAGES	40,401	44,340	49,500	51,000
60061006	50035	PART TIME SHARED WAGES	0	0	0	0
60061006	50042	OVER TIME	0	0	0	0
60061006	50046	LEAVE PAID OUT	0	0	0	0
60061006	50060	FRINGE BENEFITS	21,415	21,707	25,000	29,500
60061006	50080	RETIREMENT	2,415	2,668	2,700	3,100
Personnel Expenditures:			64,231	68,715	77,200	83,600
60061006	51001	AUDIT SERVICES	4,171	4,400	4,650	4,955
60061006	52009	COPIER LEASE	1,418	1,485	1,630	2,475
60061006	53001	ADVERTISING	2,720	7,818	10,000	6,000
60061006	53003	BACKGROUND CHECKS	1,500	846	1,250	1,325
60061006	53005	COMPUTER EXPENSE/SERVICES	4,479	4,145	4,500	5,000
60061006	53009	DUES & MEETINGS	564	552	600	600
60061006	53018	INSURANCE	14,777	17,061	21,326	23,828
60061006	53042	TELEPHONE	1,089	1,082	1,100	1,100
60061006	53057	CONTINUING EDUCATION	358	579	3,000	3,000
60061006	54001	ACTIVITIES	1,307	539	1,500	1,500
60061006	54006	BOARD EXPENSE	0	16	100	100
60061006	54038	MISCELLANEOUS	1,616	0	200	200
60061006	54042	OFFICE SUPPLIES	729	897	1,100	1,100
60061006	54046	OTHER ADMIN EXPENSE	821	6,533	2,000	2,000
60061006	54049	POSTAGE	44	51	100	100
60061006	57005	INTEREST	252	378	10	10
60061006	58017	RENT REFUND	267	101	300	300
Operating Expenditures:			36,114	46,481	53,366	53,593
Expenditure Total:			100,345	115,196	130,566	137,193

Sunset Meadows I Utilities Expenditure

ORG	OBJ	DESCRIPTION	2022 Actual	2023 Actual	2024 Estimate	2025 Budget
60062006	52011	UTILITIES ELECTRIC	35,279	24,932	35,000	35,000
60062006	52030	UTILITIES NATURAL GAS	9,503	11,541	17,000	17,000
60062006	52040	UTILITIES SEWER	16,892	17,400	17,500	17,500
60062006	52046	UTILITIES WATER	20,078	19,272	19,000	19,000
Operating Expenditures:			81,751	73,145	88,500	88,500
Expenditure Total:			81,751	73,145	88,500	88,500

Sunset Meadows I Operating & Maintenance Expenditures

ORG	OBJ	DESCRIPTION	2022 Actual	2023 Actual	2024 Estimate	2025 Budget
60063006	50025	FULL TIME SHARED WAGES	13,257	12,853	27,000	20,000
60063006	50035	PART TIME SHARED WAGES	3,366	3,647	5,200	6,000
60063006	50046	LEAVE PAID OUT	0	0	0	0
60063006	50060	FRINGE BENEFITS	12,952	11,784	23,000	26,000
60063006	50080	RETIREMENT	795	768	800	1,700
Personnel Expenditures:			30,369	29,052	56,000	53,700
60063006	51011	EXTERMINATING	1,075	750	2,000	2,000
60063006	52004	CABLE TV TENANT	11,480	13,533	14,500	14,500
60063006	52007	CLEANING SERVICES	605	3,295	1,500	1,500
60063006	52012	ELECTRICAL REPAIR	742	0	1,500	1,500
60063006	52013	ELEVATOR MAINTENANCE	2,643	4,521	4,500	4,500
60063006	52014	ELEVATOR PHONE	1,089	1,418	1,350	1,350
60063006	52017	FACILITY EXPENSE	33,730	10,984	23,500	23,500
60063006	52020	UTILITIES GARBAGE REMOVAL	1,906	1,906	2,000	2,000
60063006	52037	REPAIRS EQUIP/MAINT	18,711	14,478	18,000	18,000
60063006	53032	SECURITY	1,473	1,125	2,000	2,000
60063006	54010	CLEANING SUPPLIES	1,164	1,183	1,750	1,750
60063006	54028	FURNISHINGS	0	0	300	300
60063006	54047	PAINT	0	0	5,000	5,000
60063006	54072	STOVES & REFRIDGERATOR	696	699	750	750
60063006	54080	WASHER/DRYER	2,647	0	1,000	1,000
60063006	54081	WINDOW COVERINGS	0	0	300	300
Operating Expenditures:			77,962	53,894	79,950	79,950
60063006	60001	AIR CONDITIONERS	1,481	2,689	3,500	3,500
60063006	60005	CAPITAL OUTLAY	0	0	0	68,000
60063006	60006	CARPET REPLACEMENT	4,210	0	0	0
60063006	60018	INTERIOR BLDG IMPROVEMENT	0	0	16,800	0
60063006	60020	LINOLEUM REPLACEMENT	0	0	0	0
60063006	60023	PARKING LOT REPLACE/OVERLAY	0	0	100	100
60063006	60046	SECURITY UPGRADE	0	0	0	0
Capital Expenditures:			5,691	2,689	20,400	71,600
Expenditure Total:			114,022	85,635	156,350	205,250

Sunset Meadows I Financial Expenditures

ORG	OBJ	DESCRIPTION	2022 Actual	2023 Actual	2024 Estimate	2025 Budget
60064006	58002	DEPRECIATION	62,397	64,159	62,750	62,750
Operating Expenditures:			62,397	64,159	62,750	62,750
Expenditure Total:			62,397	64,159	62,750	62,750

Sunset Meadows II Revenues

ORG	OBJ	DESCRIPTION	2022 Actual	2023 Actual	2024 Estimate	2025 Budget
60500006	43020	FED CHFA TENANT ASST PAYMENTS	239,067	250,933	269,853	269,853
60500006	43406	STATE EIAF GRANT	0	17,961	0	0
Intergovernmental:			239,067	268,894	269,853	269,853
60500006	44004	TENANT RENT	218,885	221,976	203,573	203,573
60500006	44005	VACANCIES	(43,693)	(32,511)	0	0
60500006	44006	TENANT AIR CONDITIONER	2,356	2,423	2,500	2,500
60500006	44007	TENANT CABLE	6,524	6,477	6,500	6,500
Charges for Services:			184,073	198,364	212,573	212,573
60500006	45001	MISCELLANEOUS	125	11	100	100
60500006	45010	UNCATEGORIZED INCOME	1,847	1,835	1,800	1,800
60500006	46004	REIMBURSEMENT	0	2,431	1,200	1,200
60500006	46013	DAMAGE REIMBURSEMENT	679	884	250	250
Miscellaneous:			2,652	5,161	3,350	3,350
60500006	45025	REPLACEMENT RESERVE	0	0	0	0
60500006	47001	INTEREST EARNED	1,923	7,922	350	350
Interest:			1,923	7,922	350	350
Total Revenue			427,715	480,341	486,126	486,126

Sunset Meadows II Admin Expenditures

ORG	OBJ	DESCRIPTION	2022	2023	2024	2025
			Actual	Actual	Estimate	Budget
60561006	50025	FULL TIME SHARED WAGES	48,718	53,674	60,000	70,000
60561006	50030	PART TIME SHARED WAGES	0	0	0	0
60561006	50042	OVER TIME	0	0	0	0
60561006	50046	LEAVE PAID OUT	0	0	0	0
60561006	50060	FRINGE BENEFITS	26,781	27,149	31,000	36,000
60561006	50080	RETIREMENT	2,899	3,220	3,300	4,000
Personnel Expenditures:			78,399	84,043	94,301	110,000
60561006	51001	AUDIT SERVICES	7,747	8,480	8,905	8,905
60561006	52009	COPIER LEASE	1,418	1,485	1,630	1,630
60561006	53001	ADVERTISING	2,720	7,818	10,000	10,000
60561006	53003	BACKGROUND CHECKS	1,146	893	1,000	1,000
60561006	53005	COMPUTER EXPENSE/SERVICES	4,479	4,145	4,500	4,500
60561006	53009	DUES & MEETINGS	564	552	600	600
60561006	53018	INSURANCE	15,981	18,848	22,000	24,845
60561006	53042	TELEPHONE	1,802	1,777	1,900	1,900
60561006	53057	CONTINUING EDUCATION	350	579	3,000	3,000
60561006	54001	ACTIVITIES	1,409	489	1,500	1,500
60561006	54006	BOARD EXPENSE	0	16	100	100
60561006	54042	OFFICE SUPPLIES	604	961	1,100	1,100
60561006	54046	OTHER ADMIN EXPENSE	5,217	6,493	2,000	2,000
60561006	54049	POSTAGE	59	42	100	100
60561006	57005	INTEREST	258	336	10	10
60561006	58017	RENT REFUND	48	133	100	100
Operating Expenditures:			43,802	53,048	58,445	61,290
Expenditure Total:			122,201	137,091	152,746	171,290

Sunset Meadows II Utilities Expenditure

ORG	OBJ	DESCRIPTION	2022	2023	2024	2025
			Actual	Actual	Estimate	Budget
60562006	52011	UTILITIES ELECTRIC	23,650	17,299	24,875	24,875
60562006	52030	UTILITIES NATURAL GAS	8,465	10,370	9,000	17,000
60562006	52040	UTILITIES SEWER	18,427	17,400	18,500	18,500
60562006	52046	UTILITIES WATER	22,105	25,969	19,725	25,000
Operating Expenditures:			72,647	71,038	72,100	85,375
Expenditure Total:			72,647	71,038	72,100	85,375

Sunset Meadows II Operating & Maintenance Expenditures

ORG	OBJ	DESCRIPTION	2022	2023	2024	2025
			Actual	Actual	Estimate	Budget
60563006	50025	FULL TIME SHARED WAGES	13,257	13,647	26,500	28,500
60563006	50035	PART TIME SHARED WAGES	4,419	4,895	5,500	6,000
60563006	50060	FRINGE BENEFITS	13,050	11,902	23,000	25,550
60563006	50080	RETIREMENT	795	768	800	2,000
Personnel Expenditures:			31,521	31,212	55,800	62,050
60563006	51011	EXTERMINATING	760	165	2,000	2,000
60563006	52004	CABLE TV TENANT	11,944	14,626	16,000	16,000
60563006	52007	CLEANING SERVICES	3,090	2,210	3,000	3,000
60563006	52012	ELECTRICAL REPAIR	0	0	2,000	2,000
60563006	52013	ELEVATOR MAINTENANCE	3,198	3,561	4,000	4,000
60563006	52014	ELEVATOR PHONE	1,049	1,434	1,500	1,500
60563006	52017	FACILITY EXPENSE	27,791	13,518	22,000	22,000
60563006	52020	UTILITIES GARBAGE REMOVAL	2,079	1,906	2,250	2,250
60563006	52037	REPAIRS EQUIP/MAINT	18,109	26,518	20,000	20,000
60563006	53012	HAZARD INSURANCE	9,102	14,537	0	0
60563006	53032	SECURITY	1,879	975	2,000	2,000
60563006	54010	CLEANING SUPPLIES	1,164	1,183	2,000	2,000
60563006	54028	FURNISHINGS	0	0	2,000	2,000
60563006	54047	PAINT	0	1,392	3,000	3,000
60563006	54072	STOVES & REFRIDGERATOR	0	747	750	750
60563006	54080	WASHER/DRYER	1,478	0	1,000	1,000
60563006	54081	WINDOW COVERINGS	0	0	300	300
Operating Expenditures:			81,645	82,772	83,800	83,800
60563006	60001	AIR CONDITIONERS	1,100	2,825	3,500	3,500
60563006	60006	CARPET REPLACEMENT	1,762	0	4,500	4,500
60563006	60018	INTERIOR BLDG IMPROVEMENT	0	0	0	90,000
60563006	60020	LINOLEUM REPLACEMENT	946	0	1,500	1,500
60563006	60023	PARKING LOT REPLACE/OVERLAY	0	0	100	100
60563006	60046	SECURITY UPGRADE	0	0	20,000	0
Capital Expenditures:			3,807	2,825	29,600	99,600
Expenditure Total:			116,973	116,809	169,200	245,450

Sunset Meadows II Financial Expenditures

ORG	OBJ	DESCRIPTION	2022	2023	2024	2025
			Actual	Actual	Estimate	Budget
60564006	57001	CASH SURPLUS TO OWNER	11,089	2,017	4,000	4,000
60564006	57002	INCENTIVE PERFMORANCE FEE	27,177	12,935	13,000	13,000
60564006	57003	INT MORTGAGE RESTRUCTURE NOTE	4,971	8,422	10,000	10,000
60564006	57004	INT ON CONTIGENT MORTGAGES	1,490	0	1,490	1,490
60564006	57007	MORTGAGE PAYMENT	7,798	8,133	25,750	25,750
60564006	57008	SURPLUS/RESIDUAL RECEIPTS	0	0	18,500	18,500
60564006	58002	DEPRECIATION	66,234	63,115	50,313	50,313
Operating Expenditures:			118,761	94,621	123,053	123,053
Expenditure Total:			118,761	94,621	123,053	123,053



Shadow Mountain Local Improvement District

Neil Binder, Development Services Director

Phone: 970-824-9160

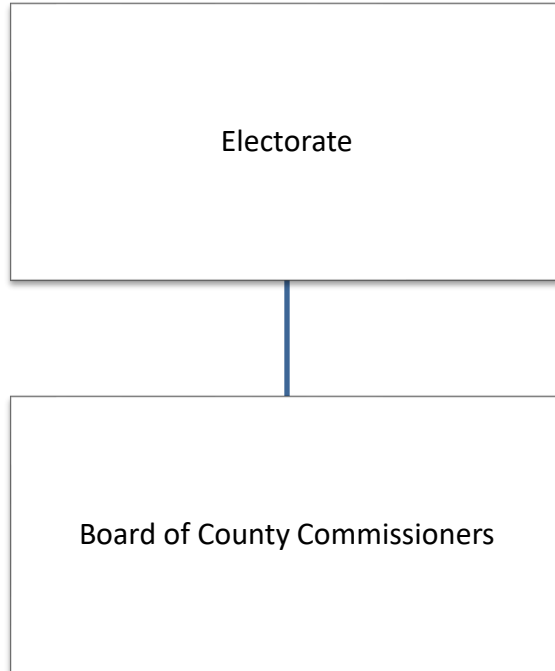
Email: nbinder@moffatcounty.net



Purpose of Department:

- The Shadow Mountain Village Local Improvement District (SMVLID) was approved by the voters within the district area on November 4, 2013 election to apply for loans and grants for water and sewer development. SMVLID obtained and administers a loan through the Water Pollution Control Revolving Fund for the installation of sewer service lines to each resident in the subdivision. The redevelopment project consisted of new water and sewer mains; new water and sewer service lines to homes; and reconstruction of the streets and sidewalks. The project started June 2014 and was completed in December 2016. Both Moffat County and the City of Craig contributed funds towards the project.

Shadow Mountain Local Improvement District Chart



**Shadow Mountain Local Improvement District
Fund Summary**

	2022 Actual	2023 Actual	2024 Estimate	2025 Budget
Sources of Funds:				
Property Taxes	\$ -	\$ -	\$ -	\$ -
Sales Tax	-	-	-	-
Specific Ownership Taxes	-	-	-	-
Licenses & Permits	-	-	-	-
Intergovernmental	-	-	-	-
Charges for Services	23,190	26,507	31,000	31,000
Miscellaneous	-	-	-	-
Interest	-	-	-	-
Transfer In	-	-	-	-
Fund Balance Used				
Total Sources of Funds	\$ 23,190	\$ 26,507	\$ 31,000	\$ 31,000
Uses of Funds:				
Personnel	\$ -	\$ -	\$ -	\$ -
Operating	\$ 18,713	\$ 18,755	\$ 27,806	\$ 27,806
Capital Outlay	\$ -	\$ -	\$ -	\$ -
Transfers Out	\$ -	\$ -	\$ -	\$ -
Total Uses of Funds	\$ 18,713	\$ 18,755	\$ 27,806	\$ 27,806
Annual Net Activity	\$ 4,477	\$ 7,752	\$ 3,194	\$ 3,194
Cumulative Balance:				
Beginning Fund Balance	\$ 177,266	\$ 181,743	\$ 189,495	\$ 192,689
Change in Fund Balance	4,477	7,752	3,194	3,194
Ending Fund Balance	\$ 181,743	\$ 189,495	\$ 192,689	\$ 195,883
Fund Balance Designations:				
Restricted				
Shadow Mountain LID	181,743	189,495	192,689	195,883

Shadow Mountain Local Improvement District Revenues

ORG	OBJ	DESCRIPTION	2022 Actual	2023 Actual	2024 Estimate	2025 Budget
61000006	44002	USER FEES	23,190	26,507	31,000	31,000
		Charges for Services:	23,190	26,507	31,000	31,000
61000006	45001	MISCELLANEOUS	0	0	0	0
		Miscellaneous:	0	0	0	0
61000006	48110	TRANSFER IN FROM GENERAL	0	0	0	0
		Transfer In:	0	0	0	0
		Total Revenue:	23,190	26,507	31,000	31,000

Shadow Mountain Local Improvement District Expenditures

ORG	OBJ	DESCRIPTION	2022 Actual	2023 Actual	2024 Estimate	2025 Budget
61000006	53002	ADVERTISING/LEGAL NOTICES	10	13	0	0
61000006	58009	FILING FEES	104	143	1,223	1,223
61000006	58013	INTEREST PAYMENT	2,303	2,139	3,793	3,793
61000006	58018	WPCRF PRINCIPAL	16,296	16,460	22,790	22,790
		Operating Expenditures:	18,713	18,755	27,806	27,806
61000006	52044	UTILITIES CONTSTRUCTION	0	0	0	0
61000006	52053	SEWER SERVICE LINES	0	0	0	0
		Capital Expenditures:	0	0	0	0
		Total Expenditures:	18,713	18,755	27,806	27,806

Appendix

**LEASE-PURCHASE SUPPLEMENTAL SCHEDULE TO THE ADOPTED BUDGET
(C.R.S. (29-1-103(3)(D)))**

Budget Year 2025

The Supplemental Schedule must present information **separately** for all lease-purchase agreements involving real property and all lease-purchase agreements for non-real property.

1. REAL PROPERTY LEASE-PURCHASE AGREEMENTS:

Description of Real Property Lease-Purchase(s):

In 2020, Moffat County purchased a vacant building to remodel into a new County Courthouse and other County offices. In 2021, Moffat County issued certificates to finance the project. The net proceeds of the 2021 certificates are being used to remodel the property for the County Courthouse project through the 2021 lease purchase agreement.

Date of Lease-Purchase Agreement(s):

	<u>Year</u>	<u>Amount</u>
Total amount to be expected for all Real Property Lease-Purchase Agreements in Budget Year:	2025	\$1,231,250
Total maximum payment liability for all Real Property Lease-Purchase Agreements over the entire terms of all such agreements, including all optional renewal terms:		
		\$35,667,963

2. ALL LEASE-PURCHASE AGREEMENTS NOT INVOLVING REAL PROPERTY:

Description of Lease-Purchase Agreement(s):

In 2021, Moffat County entered into an equipment lease as an energy savings project. The net proceeds of the lease agreement are being used for the purchase and installation of a solar system at the Moffat County Safety Center. The energy savings from the solar system is to repay the lease agreement for the project.

	<u>Year</u>	<u>Amount</u>
Total amount to be expected for all Real Property Lease-Purchase Agreements in Budget Year:	2025	\$30,375
Total maximum payment liability for all Real Property Lease-Purchase Agreements over the entire terms of all such agreements, including all optional renewal terms:		
		\$336,359

MOFFAT COUNTY LEASE AGREEMENTS FOR THE YEAR 2024

LEASES	BALANCE 12/31/2022	MATURITY	2023	2024	2025	2026	2027
REAL PROPERTY							
2021 COPS ISSUE		3/1/2051					
Principal	21,475,000		400,000	415,000	440,000	460,000	485,000
Interest	14,192,963		833,000	812,625	791,250	768,750	745,125
2021 COPS ISSUE TOTAL	<u>35,667,963</u>		<u>1,233,000</u>	<u>1,227,625</u>	<u>1,231,250</u>	<u>1,228,750</u>	<u>1,230,125</u>
NON REAL PROPERTY							
EQUIPMENT LEASE							
		4/8/2033					
Principal	294,468		21,788	22,838	24,766	25,930	27,131
Interest	41,891		6,611	6,122	5,609	5,053	4,471
EQUIPMENT LEASE TOTAL	<u>336,359</u>		<u>28,399</u>	<u>28,960</u>	<u>30,375</u>	<u>30,983</u>	<u>31,602</u>
TOTAL	36,004,322		1,261,399	1,256,585	1,261,625	1,259,733	1,261,727

Glossary

Adopted Budget-Refers to the budget amounts originally approved by the Board of County Commissioners at the beginning of the year and the budget document which consolidates all beginning-of-the-year operating appropriations and new capital project appropriations.

Agency-A governmental or community-based unit outside County Government receiving County funding (e.g. mental health agencies, Council on Aging, etc.).

Appropriation-The legal authorization made by the Board of County Commissioners to the departments, offices and agencies of the County which approves their budgets and allows them to make expenditures and incur obligations for specific purposes within the amounts approved.

Assessed Valuation-The total value of all real and personal property in the County which is based for levying taxes. Tax-exempt property is excluded from the assessable base.

Bond-An interest-bearing note issued to borrow monies on a long-term basis.

Budget-The financial plan for the operation of a program or organization for the year.

Budget Preparation Manual-The set of instructions and forms sent by the Finance Department to the departments and agencies of the County for preparation of their budget requests.

Capital Expenditure or Outlay-The use of resources to acquire or construct a capital asset.

Capital Improvements or Equipment-Public facilities and infrastructure (buildings, bridges, roads) and major shared equipment resources (computer systems, telephone systems).

Colorado Revised Statutes or C.R.S.-A body of laws governing conduct within the State of Colorado.

Conservation Trust Fund-State of Colorado lottery funds remitted to the County for Parks and Recreation use.

Debt Service-The annual payment of principal and interest on the County's indebtedness.

Emergency Supplemental Appropriation-The governing body of a local government may authorize the expenditures of funds in excess of the budget. An "emergency" is defined as an act of God or public enemy or something which could not have been reasonably foreseen at the time of the adoption of the budget.

Encumbrance-An amount of money committed and set aside, but not yet expended, for the purchase of a specific good or service.

Expenditure-An actual payment made by the County warrant (check) or by inter fund transfer.

Fees-Any charge levied by government associated with providing a service or imposing a fine or penalty. Major types of fees include planning fees, user charges, building permits, and vehicle registrations.

Fiscal Policy-The County Government's policies with respect to taxes, spending, and debt management as these relate to government services, programs, and capital investment. Fiscal policy provides a consistent set of principles for planning and programming government budgets.

Full-time Equivalent (FTE)-The conversion of staff time into the decimal equivalent. One full-time position (1.0 FTE) is defined as containing 2,080 work hours; a half-time position (.50 FTE) requires 1,040 work hours, and etc.

Fund Balance (Budget Basis)-The year-end cash balance of a fund less outstanding encumbrances. The unencumbered balance at year-end in a fund together with the estimated revenues for the upcoming year determines the maximum amount available for the appropriation in the following year's budget.

GAAP-Generally Accepted Accounting Principles

Goal-A long-range desirable development attained by time-phased objectives designed to implement a strategy.

Infrastructure-Public domain fixed assets such as roads, bridges, curbs, gutters, streets, sidewalk drainage systems, lighting, and similar immovable assets.

Intergovernmental Agreement (IGA)-A concord between two or more governmental units to jointly identify, plan, and/or implement a task for their mutual benefit.

Intergovernmental Revenues-Revenue from other governments, primarily Federal and State grants, but also other local governments.

Internal Service Charges-These account for goods or services provided to other departments of agencies on a cost-reimbursement basis. They are generally referred to as "charge-back" agencies and include funds for medical benefits.

Net Budget-The net budget eliminates double-counting in the budget, such as fund transfers and internal service "charge-backs," thus represents the true level of programmed spending in the budget.

Objective-The planned attainment of a certain condition or specific accomplishment, which is an integral part or phase of a strategy that contributes to accomplishing a goal. An objective should be stated in terms of results, not processes or activities, and should reflect a reasonable estimate of what is practical.

Operating Equipment Capital-Equipment items typically costing less than \$1,000 or being used to repair or maintain existing operating equipment.

Operating Expense-These costs, other than capital improvements and debt service, are necessary to support the primary services of the organization.

Operating Budget-A comprehensive plan, expressed in financial terms, by which an operating program is funded for a single fiscal year. It includes estimates of a) the services, activities and sub-activities comprising the County's operation; b) the resultant expenditure requirement; and c) the resources available for their support.

Operating Fund-A Fund which supports normal County operations and has regular operating expenditures (payroll, supplies, etc.). Included are the: General, Road and Bridge, Social Services, Landfill and Airport funds.

PILT-Payment In Lieu of Taxes.

Personal Services-The cost of wages and benefits for elected officials and county employees, as well as the cost for labor acquired by contract.

Policy-The County's official position relative to a specific need, problem, or issue.

Program-A specific set of activities directed at attaining specific objectives. The means through which a long-range strategy is achieved.

Resolution-A special order issued by the Board of County Commissioners.

Revenue-Income received by the County Government in support of the government's programs of services to the community. It includes such items as property taxes, fees, user charges, grants and fines.

Strategy-The approach or method for implementing policy.

Statutory Property Tax Revenue Limit-The statutes prohibit the levying of a greater amount of property tax revenue than was levied in the preceding year plus 5.5%. Exempt from this limit are property tax revenues generated from new construction and that are used for certain expenditures: a) bonds and interest, b) contractual obligations approved at election, and c) one-time capital expenditures approved by the Board of Commissioners at a publicized public meeting.

Supplemental Appropriation-An act by the County Commissioners to transfer budgeted and appropriated moneys from one spending agency to another, whether the agencies are in the same or different fund. Also, if the County receives revenues that were not anticipated or assured at the time of budget adoption, those revenues can be used in the current fiscal year only after being approved for use via supplemental appropriation.

Supplies-The cost of goods acquired for consumption or resale.

Tabor Amendment-An amendment to the Constitution of the State of Colorado which basically limits annual increases in revenues and expenditures and requires voter approval for any tax rate increase or multi-year debt or financial obligation. The increase in spending and revenue is limited to an index based on the regional consumer price index plus a local growth factor determined by percentage change in actual value of all real property.

TANF-Temporary Aid to Needy Families program.

Transfers-The movement of monies from one fund to another. The monies are considered a revenue source for receiving fund and a revenue for the originating fund.

User Charges-The amount the government receives for the provision of services and commodities or the performance of specific services benefiting the person charged. Citizens only pay user charges when a specific service is received.

Working Capital-The amount of fund balance required at year-end to meet cash flow needs until tax revenues are received. This generally equates to the largest cumulative cash flow deficit incurred (usually by April) by an operating fund which is heavily property tax dependent.

Resolutions

RESOLUTION 2024-128
APPOINTMENT OF BUDGET OFFICER

WHEREAS, the Board of County Commissioners of the County of Moffat and State of Colorado is required by Colorado Revised Statutes §29-1-104 to “designate or appoint a person to prepare the budget and submit the same to the governing body”.

WHEREAS, the Board of County Commissioners is appointing the Finance Director to prepare the 2025 budget and submit the same to the governing body.

NOW, THEREFORE BE IT RESOLVED by the Board of County Commissioners of Moffat County, Colorado that Catherine Nielson, Finance Director, is appointed as the Budget Officer pursuant to §29-1-104, C.R.S. for the 2025 Budget.

ADOPTED this 10th day of December, 2024.

MOFFAT COUNTY BOARD OF COUNTY
COMMISSIONERS




Tony Bohrer
Chairman, Board of County Commissioners

STATE OF COLORADO)
)§
COUNTY OF MOFFAT)

I, Erin Miller, Deputy County Clerk and Ex-officio to the Board of Commissioners, do hereby certify that the above and foregoing is a true and complete copy of the resolution as adopted by the Board of County Commissioners on the date stated.

Witness my hand and the seal of said County this 10th day of December 2024.





Erin Miller, Deputy Clerk and Ex-officio to the County
Commissioners of Moffat County, State of Colorado

Resolution 2024-129

Amending Resolution 2023-131

Distribution of Sales Tax

WHEREAS, the Board of County Commissioners have reviewed the budget for 2025 and find it necessary to amend resolution 2023-131

WHEREAS, \$440,000 of the Sales Tax Revenue shall be designated for the Road and Bridge Fund and the remaining Sales Tax Revenue shall be designated for the General Fund;

NOW THEREFORE BE IT RESOLVED, the above changes shall go into effect with the January 2025 Sales Tax distribution and carry through the December 2025 Sales tax distribution.

Adopted this 10th day of December 2024



Tony Bohrer
Chairman, Board of County Commissioners

State of Colorado)
)§
County of Moffat)

I, Erin Miller, Deputy Clerk and Ex-officio to the Board of Commissioners, do hereby certify that the above and foregoing is a true and complete copy of the resolution as adopted by the Board of County Commissioners on the date stated.

Witness my hand and the seal of said County this 10th day of December 2024.



Erin Miller, Deputy Clerk and Ex-officio to the County
Commissioners of Moffat County, State of Colorado



RESOLUTION 2024-130

RESOLUTION TO ADOPT 2025 BUDGET

A RESOLUTION SUMMARIZING EXPENDITURES AND REVENUES FOR EACH FUND AND ADOPTING A BUDGET FOR MOFFAT COUNTY, COLORADO, FOR THE CALENDAR YEAR BEGINNING ON THE FIRST DAY OF JANUARY 2025, AND ENDING ON THE LAST DAY OF DECEMBER 2025.

WHEREAS, the Board of Commissioners of Moffat County has appointed Catherine Nielson to prepare and submit a proposed budget to said governing body at the proper time; and

WHEREAS, Catherine Nielson has submitted a proposed budget to this governing body on October 8th, 2024, for its consideration; and

WHEREAS, upon due and proper notice, published in accordance with the law, said proposed budget was open for inspection by the public at a designated place, a public hearing was held on October 8th, 2024, and interested taxpayers were given the opportunity to file or register any objections to said proposed budget; and

WHEREAS, whatever increases may have been made in the expenditures, like increases were added to the revenues so that the budget remains in balance, as required by law.

NOW THEREFORE, BE IT RESOLVED BY THE BOARD OF COMMISSIONERS OF MOFFAT COUNTY, COLORADO:

Section 1. That estimated expenditures for each fund are as listed on the summary sheet of the attached budget.

Section 2. That estimated revenues for each fund are as listed on the summary sheets of the attached budget.

Section 3. That the budget as submitted, amended, and hereinabove summarized by fund, hereby is approved and adopted as the budget of Moffat County for the year stated above.

Section 4. That the budget hereby approved and adopted shall be signed by the Commissioners and made a part of the public records of the County.

ADOPTED this 10th day of December, A.D., 2024.



Tony Bohrer
Chair, Board of County Commissioners

State of Colorado)
)§
County of Moffat)

I, Erin Miller, Deputy County Clerk and Ex-officio to the Board of Commissioners, do hereby certify that the above and foregoing is a true and complete copy of the resolution as adopted by the Board of County Commissioners on the date stated.

Witness my hand and the seal of said County this 10th day of December 2024.



Erin Miller, Deputy Clerk and Ex-officio to the County
Commissioners of Moffat County, State of Colorado



RESOLUTION 2024-131
RESOLUTION TO APPROPRIATE SUMS OF MONEY

A RESOLUTION APPROPRIATING SUMS OF MONEY TO THE VARIOUS FUNDS AND SPENDING AGENCIES IN THE AMOUNT AND FOR THE PURPOSES AS SET FORTH BELOW FOR MOFFAT COUNTY, COLORADO FOR THE 2025 BUDGET YEAR.

WHEREAS, the Board of Commissioners has adopted the annual budget in accordance with the local Government Budget Law on December 10, 2024, and;

WHEREAS, the Board of Commissioners has made provision therein for revenues in an amount equal to or greater than the total proposed expenditures as set forth in said budget, and;

WHEREAS, it is not only required by law, but also necessary to appropriate the revenues provided in the budget to and for the purposes described below, so as not to impair the operations of the County.


NOW, THEREFORE, BE IT RESOLVED BY THE BOARD OF COMMISSIONERS OF MOFFAT COUNTY, COLORADO:

Section 1. That the following sums are hereby appropriated from the revenue of each fund, to each fund:

General Fund	24,175,097
Road & Bridge Fund	10,032,839
Landfill Fund	1,306,050
Airport Fund	104,593
Emergency 911 Fund	105,550
Capital Projects Fund	636,157
Conservation Trust Fund	33,700
Library Fund	482,850
Maybell Waste Water Treatment Facility Fund	63,838
Health & Welfare Fund	5,733,343
Senior Citizens Fund	332,260
Internal Service Fund	11,100
Lease-Purchase Fund	1,261,625
Telecommunications Fund	14,900
Moffat County Tourism Association	177,394
Jail Fund	3,432,122
Human Services Fund	6,991,664
Public Health Fund	908,218
Moffat County Local Marketing Dist Fund	292,500
All Crimes Enforcement Team Fund	84,120
The Memorial Hospital Fund	85,402,794
Housing Authority Fund	1,118,861
Shadow Mtn Local Improvement Dist Fund	27,806
TOTAL	\$ 142,729,381

Section 2. That the total appropriations for the General Fund is further designated to the various departments of that fund as itemized on the expenditure department summary in the attached General Fund budget.

ADOPTED THIS 10TH DAY OF DECEMBER, A.D., 2024.



Tony Bohrer
Chair, Board of County Commissioners

State of Colorado)
)§
County of Moffat)

I, Erin Miller, Deputy County Clerk and Ex-officio to the Board of Commissioners, do hereby certify that the above and foregoing is a true and complete copy of the resolution as adopted by the Board of County Commissioners on the date stated.

Witness my hand and the seal of said County this 10th day of December 2024.



(Deputy) Clerk and Ex-officio to
County Commissioners, Moffat County
State of Colorado; Erin Miller



RESOLUTION 2024-132
RESOLUTION TO SET MILL LEVIES

RESOLUTION LEVYING GENERAL PROPERTY TAXES FOR THE YEAR 2024, TO HELP DEFRAY THE COSTS OF GOVERNMENT FOR MOFFAT COUNTY, COLORADO, FOR THE 2025 BUDGET YEAR.

WHEREAS, the Board of Commissioners of Moffat County has adopted the annual budget in accordance with the Local Government Budget Law, on December 10, 2024 and

WHEREAS, the amount of money necessary to balance the budget for general operating expenses is \$8,378,440 and;

WHEREAS, the amount of money necessary to balance the budget for general operating expenses is itemized by funds as follows:

General Fund	\$7,746,698
Human Service Fund	\$446,404
Public Health Fund	\$125,950
Abatement	<u>\$59,388</u>
Total	\$8,378,440

WHEREAS, the amount of money necessary to balance the budget for the County Hospital operating and capital expenses is \$1,195,724 and;

WHEREAS, the amount of money necessary to balance the budget for Capital Expenditure is NONE, and;

WHEREAS, the amount of money necessary to balance the budget for bonds and interest is NONE, and;

WHEREAS, the 2024 valuation for assessment for Moffat County as certified by the County Assessor is \$398,574,697.

NOW THEREFORE, BE IT RESOLVED BY THE BOARD OF COMMISSIONERS OF MOFFAT COUNTY, COLORADO:

Section 1. That for the purpose of meeting all general operating expenses of Moffat County during the 2025 budget year, there is hereby levied a gross tax of 24.021 mills upon each dollar of the total valuation for assessment of all taxable property within the County for the year 2024.

Section 2. That for the purpose of meeting all general operating expenses of Moffat County during the 2025 budget, the above listed tax levy is hereby allocated among the various funds as follows:

General Fund	19.436 mills
Human Services Fund	1.120 mills
Public Health Fund	.316 mills
Hospital Fund	3.000 mills
Abatement – General Fund	<u>.149 mills</u>
Total Levy	24.021 mills

Section 3. That Catherine Nielson, Finance Director is hereby authorized and directed to immediately certify to the Property Tax Administrator, the mill levies for Moffat County as herein above determined and set.

Adopted this 10th day of December, A.D. 2024.




Tony Bohrer
Chair, Board of County Commissioners

State of Colorado)
)§
County of Moffat)

I, Erin Miller, (Deputy) County Clerk and Ex-officio to the Board of Commissioners, do hereby certify that the above and foregoing is a true and complete copy of the resolution as adopted by the Board of County Commissioners on the date stated.

Witness my hand and the seal of said County this 10th day of December 2024.



(Deputy) Clerk and Ex-officio to
County Commissioners, Moffat County
State of Colorado; Erin Miller





Vermillion Canyon, Photographed by Colt Hoffman

Thank you, Moffat County Employees, for all you do.