



Moffat County Clerk & Recorder
Tammy Raschke, County Clerk
 221 West Victory Way, Suite 200, Craig, CO 81625
 Telephone (970) 824-9116 fax (970) 826-3413 www.co.moffat.co.us


STATE OF COLORADO)
) SS. **CERTIFICATION OF ELECTION**
 MOFFAT COUNTY)

I, Tammy Raschke, the Moffat County Clerk and Recorder, do hereby certify the Official Abstract of Votes Cast attached herein for the 2020 General Election held in Moffat County on the 3rd of November, 2020.


We the undersigned Canvass Board for the 2020 General Election, do hereby certify that:

- We have reviewed the Post-Election Risk-Limiting Audit
- We have reviewed all ballot forms and ballot logs associated with this election
- We have compared the number of ballots counted to the number of ballots cast
- We have reviewed and do hereby certify the results in the Official Abstract of Votes Cast


Witness our hands and seal this 20th of November, 2020




 Tammy Raschke, County Clerk and Recorder




 Canvass Board Member



 Canvass Board Member



 Canvass Board Member



County Seal

Election Summary Report

General Election

Moffat

November 03, 2020

Summary for: All Contests, All Districts, All Tabulators, All Counting Groups
Official Results

Precincts Reported: 0 of 13 (0.00%)

Voters Cast: 7,074 of 9,677 (73.10%)

Presidential Electors (Vote for 1)

Precincts Reported: 0 of 13 (0.00%)

		Total	
Times Cast		7,074 / 9,677	73.10%
Candidate	Party	Total	
Joseph R. Biden / Kamala D. Harris		1,203	
Donald J. Trump / Michael R. Pence		5,670	
Don Blankenship / William Mohr		6	
Bill Hammons / Eric Bodenstab		3	
Howie Hawkins / Angela Nicole Walker		7	
Blake Huber / Frank Atwood		0	
Jo Jorgensen / Jeremy "Spike" Cohen		97	
Brian Carroll / Amar Patel		2	
Mark Charles / Adrian Wallace		7	
Phil Collins / Billy Joe Parker		1	
Roque "Rocky" De La Fuente / Darcy G. Richardson		0	
Dario Hunter / Dawn Neptune Adams		1	
Princess Khadijah Maryam Jacob-Fambro / Khadijah Maryam Jacob Sr.		1	
Alyson Kennedy / Malcolm Jarrett		0	
Joseph Kishore / Norissa Santa Cruz		0	
Kyle Kenley Kopitke / Nathan Re Vo Sorenson		1	
Gloria La Riva / Sunil Freeman		0	
Joe McHugh / Elizabeth Storm		2	
Brock Pierce / Karla Ballard		4	
Jordan "Cancer" Scott / Jennifer Tepool		0	
Kanye West / Michelle Tidball		21	
Total Votes		7,026	
		Total	
Unresolved Write-In		0	

United States Senator (Vote for 1)

Precincts Reported: 0 of 13 (0.00%)

		Total	
Times Cast		7,074 / 9,677	73.10%
Candidate	Party	Total	
John W. Hickenlooper	DEM	1,120	
Cory Gardner	REP	5,544	
Daniel Doyle	APV	31	
Stephan "Seku" Evans	UNI	9	
Raymon Anthony Doane	LBR	106	
Total Votes		6,810	
		Total	
Unresolved Write-In		0	

Representative to the 117th United States Congress-District 3 (Vote for 1)

Precincts Reported: 0 of 13 (0.00%)

		Total	
Times Cast		7,074 / 9,677	73.10%
Candidate	Party	Total	
Lauren Boebert	REP	5,587	
Diane E. Mitsch Bush	DEM	1,143	
John Ryan Keil	LBR	119	
Critter Milton	UNI	42	
Total Votes		6,891	
		Total	
Unresolved Write-In		0	

State Board of Education Member - Congressional District 3 (Vote for 1)

Precincts Reported: 0 of 13 (0.00%)

		Total	
Times Cast		7,074 / 9,677	73.10%
Candidate	Party	Total	
Mayling Simpson	DEM	1,176	
Joyce Rankin	REP	5,573	
Total Votes		6,749	
		Total	
Unresolved Write-In		0	

State Senator - District 8 (Vote for 1)

Precincts Reported: 0 of 13 (0.00%)

		Total	
Times Cast		7,074 / 9,677	73.10%
Candidate	Party	Total	
Karl Hanlon	DEM	1,165	
Bob Rankin	REP	5,634	
Total Votes		6,799	
		Total	
Unresolved Write-In		0	

State Representative - District 57 (Vote for 1)

Precincts Reported: 0 of 13 (0.00%)

		Total	
Times Cast		7,074 / 9,677	73.10%
Candidate	Party	Total	
Perry Will	REP	5,635	
Colin Wilhelm	DEM	1,116	
Total Votes		6,751	
		Total	
Unresolved Write-In		0	

District Attorney--14th Judicial District (Vote for 1)

Precincts Reported: 0 of 13 (0.00%)

		Total	
Times Cast		7,074 / 9,677	73.10%
Candidate	Party	Total	
Matthew Karzen	UAF	4,814	
Total Votes		4,814	
		Total	
Unresolved Write-In		0	

Moffat County Commissioner District 1 (Vote for 1)

Precincts Reported: 0 of 13 (0.00%)

		Total	
Times Cast		7,074 / 9,677	73.10%
Candidate	Party	Total	
Tony Bohrer	REP	5,671	
Total Votes		5,671	
		Total	
Unresolved Write-In		0	

Moffat County Commissioner District 2 (Vote for 1)

Precincts Reported: 0 of 13 (0.00%)

		Total	
Times Cast		7,074 / 9,677	73.10%
Candidate	Party	Total	
Melody Villard	REP	5,653	
Total Votes		5,653	
		Total	
Unresolved Write-In		0	

Justice of the Colorado Supreme Court - Hart (Vote for 1)

Precincts Reported: 0 of 13 (0.00%)

		Total	
Times Cast		7,074 / 9,677	73.10%
Candidate	Party	Total	
YES		3,549	
NO		2,358	
Total Votes		5,907	
		Total	
Unresolved Write-In		0	

Justice of the Colorado Supreme Court - Samour (Vote for 1)

Precincts Reported: 0 of 13 (0.00%)

		Total	
Times Cast		7,074 / 9,677	73.10%
Candidate	Party	Total	
YES		3,310	
NO		2,526	
Total Votes		5,836	
		Total	
Unresolved Write-In		0	

Colorado Court of Appeals Judge - Tow (Vote for 1)

Precincts Reported: 0 of 13 (0.00%)

		Total	
Times Cast		7,074 / 9,677	73.10%
Candidate	Party	Total	
YES		3,330	
NO		2,489	
Total Votes		5,819	
		Total	
Unresolved Write-In		0	

Colorado Court of Appeals Judge - Welling (Vote for 1)

Precincts Reported: 0 of 13 (0.00%)

		Total	
Times Cast		7,074 / 9,677	73.10%
Candidate	Party	Total	
YES		3,276	
NO		2,539	
Total Votes		5,815	
		Total	
Unresolved Write-In		0	

Amendment B (CONSTITUTIONAL) (Vote for 1)

Precincts Reported: 0 of 13 (0.00%)

		Total	
Times Cast		7,074 / 9,677	73.10%
Candidate	Party	Total	
YES/FOR		3,323	
NO/AGAINST		3,266	
Total Votes		6,589	
		Total	
Unresolved Write-In		0	

Amendment C (CONSTITUTIONAL) (Vote for 1)

Precincts Reported: 0 of 13 (0.00%)

		Total	
Times Cast		7,074 / 9,677	73.10%
Candidate	Party	Total	
YES/FOR		2,836	
NO/AGAINST		3,688	
Total Votes		6,524	
		Total	
Unresolved Write-In		0	

Amendment 76 (CONSTITUTIONAL) (Vote for 1)

Precincts Reported: 0 of 13 (0.00%)

		Total	
Times Cast		7,074 / 9,677	73.10%
Candidate	Party	Total	
YES/FOR		5,921	
NO/AGAINST		923	
Total Votes		6,844	
		Total	
Unresolved Write-In		0	

Amendment 77 (CONSTITUTIONAL) (Vote for 1)

Precincts Reported: 0 of 13 (0.00%)

		Total	
Times Cast		7,074 / 9,677	73.10%
Candidate	Party	Total	
YES/FOR		3,930	
NO/AGAINST		2,671	
Total Votes		6,601	
		Total	
Unresolved Write-In		0	

Proposition EE (STATUTORY) (Vote for 1)

Precincts Reported: 0 of 13 (0.00%)

		Total	
Times Cast		7,074 / 9,677	73.10%
Candidate	Party	Total	
YES/FOR		3,434	
NO/AGAINST		3,376	
Total Votes		6,810	
		Total	
Unresolved Write-In		0	

Proposition 113 (STATUTORY) (Vote for 1)

Precincts Reported: 0 of 13 (0.00%)

		Total	
Times Cast		7,074 / 9,677	73.10%
Candidate	Party	Total	
YES/FOR		1,719	
NO/AGAINST		5,053	
Total Votes		6,772	
		Total	
Unresolved Write-In		0	

Proposition 114 (STATUTORY) (Vote for 1)

Precincts Reported: 0 of 13 (0.00%)

		Total	
Times Cast		7,074 / 9,677	73.10%
Candidate	Party	Total	
YES/FOR		1,147	
NO/AGAINST		5,699	
Total Votes		6,846	
		Total	
Unresolved Write-In		0	

Proposition 115 (STATUTORY) (Vote for 1)

Precincts Reported: 0 of 13 (0.00%)

		Total	
Times Cast		7,074 / 9,677	73.10%
Candidate	Party	Total	
YES/FOR		4,013	
NO/AGAINST		2,666	
Total Votes		6,679	
		Total	
Unresolved Write-In		0	

Proposition 116 (STATUTORY) (Vote for 1)

Precincts Reported: 0 of 13 (0.00%)

		Total	
Times Cast		7,074 / 9,677	73.10%
Candidate	Party	Total	
YES/FOR		5,088	
NO/AGAINST		1,669	
Total Votes		6,757	
		Total	
Unresolved Write-In		0	

Proposition 117 (STATUTORY) (Vote for 1)

Precincts Reported: 0 of 13 (0.00%)

		Total	
Times Cast		7,074 / 9,677	73.10%
Candidate	Party	Total	
YES/FOR		3,857	
NO/AGAINST		2,574	
Total Votes		6,431	
		Total	
Unresolved Write-In		0	

Proposition 118 (STATUTORY) (Vote for 1)

Precincts Reported: 0 of 13 (0.00%)

		Total	
Times Cast		7,074 / 9,677	73.10%
Candidate	Party	Total	
YES/FOR		2,651	
NO/AGAINST		4,035	
Total Votes		6,686	
		Total	
Unresolved Write-In		0	

Moffat County Ballot Question 1A (Vote for 1)

Precincts Reported: 0 of 13 (0.00%)

		Total	
Times Cast		7,074 / 9,677	73.10%
Candidate	Party	Total	
YES/FOR		3,700	
NO/AGAINST		3,016	
Total Votes		6,716	
		Total	
Unresolved Write-In		0	

City of Craig Ballot Question 2B (Vote for 1)

Precincts Reported: 0 of 9 (0.00%)

		Total	
Times Cast		4,370 / 6,190	70.60%
Candidate	Party	Total	
YES/FOR		3,042	
NO/AGAINST		847	
Total Votes		3,889	
		Total	
Unresolved Write-In		0	

City of Craig Ballot Question 2C (Vote for 1)

Precincts Reported: 0 of 9 (0.00%)

		Total	
Times Cast		4,370 / 6,190	70.60%
Candidate	Party	Total	
YES/FOR		3,169	
NO/AGAINST		788	
Total Votes		3,957	
		Total	
Unresolved Write-In		0	

City of Craig Ballot Question 2D (Vote for 1)

Precincts Reported: 0 of 9 (0.00%)

		Total	
Times Cast		4,370 / 6,190	70.60%
Candidate	Party	Total	
YES/FOR		3,135	
NO/AGAINST		781	
Total Votes		3,916	
		Total	
Unresolved Write-In		0	

City of Craig Ballot Question 2E (Vote for 1)

Precincts Reported: 0 of 9 (0.00%)

		Total	
Times Cast		4,370 / 6,190	70.60%
Candidate	Party	Total	
YES/FOR		2,999	
NO/AGAINST		862	
Total Votes		3,861	
		Total	
Unresolved Write-In		0	

City of Craig Ballot Question 2F (Vote for 1)

Precincts Reported: 0 of 9 (0.00%)

		Total	
Times Cast		4,370 / 6,190	70.60%
Candidate	Party	Total	
YES/FOR		3,299	
NO/AGAINST		635	
Total Votes		3,934	
		Total	
Unresolved Write-In		0	

Town of Dinosaur Ballot Issue 2A (Vote for 1)

Precincts Reported: 0 of 1 (0.00%)

		Total	
Times Cast		140 / 222	63.06%
Candidate	Party	Total	
YES/FOR		80	
NO/AGAINST		58	
Total Votes		138	
		Total	
Unresolved Write-In		0	

Colorado River Water Conservation District Ballot Issue 7A: (Vote for 1)

Precincts Reported: 0 of 13 (0.00%)

		Total	
Times Cast		7,074 / 9,677	73.10%
Candidate	Party	Total	
YES/FOR		4,055	
NO/AGAINST		2,619	
Total Votes		6,674	
		Total	
Unresolved Write-In		0	