

# AUGUST 2024

# MOFFAT COUNTY



# FINANCIAL REPORTS

**AUGUST YEAR-TO-DATE BUDGET REPORT**

FOR 2024 08

	ORIGINAL APPROP	REVISED BUDGET	YTD EXPENDED	MTD EXPENDED	ENCUMBRANCES	AVAILABLE BUDGET	PCT USED
<b>110 GENERAL</b>							
100 COMMISSIONERS	605,502	675,778	742,155.28	47,244.89	10,395.86	-76,773.31	111.4%
115 CLERK & RECORDER	649,469	655,877	392,664.19	79,083.63	3,550.00	259,662.86	60.4%
120 ELECTIONS	126,800	142,230	109,201.98	22,669.38	.00	33,027.76	76.8%
125 TREASURER	455,314	455,314	258,741.59	44,465.24	325.00	196,247.41	56.9%
130 PUBLIC TRUSTEE	21,120	21,120	11,081.42	1,966.85	.00	10,038.58	52.5%
135 ASSESSOR	510,853	510,853	260,807.53	57,948.18	3,149.76	246,895.71	51.7%
140 FINANCE	378,026	380,632	224,792.07	39,643.53	395.92	155,444.35	59.2%
150 HUMAN RESOURCES	287,659	301,466	172,762.08	38,929.78	347.92	128,356.36	57.4%
155 INFORMATION TECHNOLOGY	539,474	544,974	314,425.74	35,748.14	39,118.78	191,429.48	64.9%
160 ATTORNEY	266,171	266,171	153,597.83	31,334.72	97.92	112,475.25	57.7%
165 SURVEYOR	28,881	28,881	3,543.57	651.71	.00	25,337.43	12.3%
170 TRANSFER OUT	4,027,313	4,027,313	3,777,174.49	423,310.00	.00	250,138.51	93.8%
175 OTHER ADMIN	3,748,337	3,607,445	2,306,559.99	357,553.60	24,890.00	1,275,995.10	64.6%
200 DISTRICT ATTORNEY	592,642	592,642	148,160.49	.00	394,588.76	49,892.75	91.6%
205 SHERIFF	2,228,820	2,353,395	1,291,057.11	222,806.63	8,505.23	1,053,832.23	55.2%
208 CORONER	195,312	195,312	110,922.70	28,076.44	704.90	83,684.40	57.2%
215 EMERGENCY MANAGEMENT	189,118	189,118	104,852.18	11,483.40	456.46	83,809.36	55.7%
220 FIRE CONTROL	142,300	142,300	40,595.62	16,171.33	.00	101,704.38	28.5%
225 COMMUNITY SAFETY	93,000	93,000	9,290.00	90.00	3,210.00	80,500.00	13.4%
300 FACILITY MAINTENANCE	1,322,249	1,398,837	743,857.88	155,968.75	269,933.28	385,045.84	72.5%
305 WEED & PEST MANAGEMENT	400,772	404,389	338,992.35	40,482.37	4,644.42	60,752.23	85.0%
310 FAIRGROUNDS	467,900	467,900	237,941.82	70,434.24	34,617.22	195,340.96	58.3%
315 CEMETERY	196,870	196,870	79,945.33	19,326.20	21,507.00	95,417.67	51.5%
320 PARKS & RECREATION	249,309	249,309	132,275.82	20,343.72	46,307.64	70,725.54	71.6%
325 SHERMAN YOUTH CAMP	209,237	209,237	3,304.55	2,058.49	73.26	205,859.19	1.6%
400 MAYBELL AMBULANCE	63,142	67,804	24,899.25	4,382.35	3,639.64	39,265.04	42.1%
405 MAYBELL FIRE	90,975	122,297	34,076.23	788.56	2,476.46	85,744.63	29.9%
410 VETERANS OFFICER	25,550	25,550	14,235.55	2,240.24	7.50	11,306.95	55.7%
415 YOUTH SERVICES	229,194	229,194	129,819.45	22,109.15	.00	99,374.55	56.6%
420 HEALTH ALLOTMENT	2,000	2,000	2,000.00	.00	.00	.00	100.0%
500 NATURAL RESOURCE	194,583	274,474	224,440.86	26,291.65	.00	50,033.26	81.8%
505 DEVELOPMENT SERVICES	295,594	295,594	72,975.19	20,832.13	807.22	221,811.59	25.0%
510 HAMILTON	8,860	8,860	6,088.79	4,707.25	1,307.73	1,463.48	83.5%
515 MAYBELL	38,500	144,990	28,310.12	3,568.97	16,471.19	100,208.21	30.9%
521 COUNTY FAIR	105,837	219,835	164,958.72	23,986.33	5,588.21	49,288.07	77.6%
525 EXTENSION	103,352	105,582	57,441.68	8,865.01	.00	48,140.31	54.4%
527 CONTRIBUTIONS	77,500	77,500	56,300.00	5,000.00	.00	21,200.00	72.6%
TOTAL GENERAL	19,167,535	19,684,043	12,784,249.45	1,890,562.86	897,117.28	6,002,676.13	69.5%

**200 ROAD & BRIDGE**

**AUGUST YEAR-TO-DATE BUDGET REPORT**

FOR 2024 08

200	ROAD & BRIDGE	ORIGINAL APPROP	REVISED BUDGET	YTD EXPENDED	MTD EXPENDED	ENCUMBRANCES	AVAILABLE BUDGET	PCT USED
360	ROAD AND BRIDGE	9,388,368	9,497,506	5,514,473.49	1,380,149.53	278,065.97	3,704,966.57	61.0%
	TOTAL ROAD & BRIDGE	9,388,368	9,497,506	5,514,473.49	1,380,149.53	278,065.97	3,704,966.57	61.0%
<b>210 PUBLIC SAFETY CENTER-JAIL</b>								
235	PUBLIC SAFETY CENTER-JAIL	2,432,264	2,507,340	1,315,271.73	199,788.66	65,590.62	1,126,478.02	55.1%
240	PUBLIC SAFETY CNTR-MAINTENANC	616,977	616,977	256,373.88	14,201.14	69,783.26	290,819.86	52.9%
	TOTAL PUBLIC SAFETY CENTER-JAIL	3,049,241	3,124,317	1,571,645.61	213,989.80	135,373.88	1,417,297.88	54.6%
<b>211 CONSERVATION TRUST</b>								
350	CONSERVATION TRUST	139,450	139,450	59,994.14	29,495.79	52.72	79,403.14	43.1%
	TOTAL CONSERVATION TRUST	139,450	139,450	59,994.14	29,495.79	52.72	79,403.14	43.1%
<b>212 LIBRARY</b>								
535	LIBRARY	426,635	453,664	264,888.06	39,180.09	9,182.90	179,593.49	60.4%
	TOTAL LIBRARY	426,635	453,664	264,888.06	39,180.09	9,182.90	179,593.49	60.4%
<b>215 SENIOR CITIZENS</b>								
540	SENIOR CITIZENS	322,741	322,741	142,966.00	21,502.91	5,934.82	173,840.18	46.1%
	TOTAL SENIOR CITIZENS	322,741	322,741	142,966.00	21,502.91	5,934.82	173,840.18	46.1%
<b>219 MO CO TOURISM ASSOC</b>								
545	MO CO TOURISM ASSOCIATION	196,740	201,740	143,167.59	11,650.35	107.95	58,464.46	71.0%
	TOTAL MO CO TOURISM ASSOC	196,740	201,740	143,167.59	11,650.35	107.95	58,464.46	71.0%
<b>220 HUMAN SERVICES</b>								

**AUGUST YEAR-TO-DATE BUDGET REPORT**

FOR 2024 08

220	HUMAN SERVICES	ORIGINAL APPROP	REVISED BUDGET	YTD EXPENDED	MTD EXPENDED	ENCUMBRANCES	AVAILABLE BUDGET	PCT USED
425	HUMAN SERVICES	7,471,854	7,471,854	4,168,606.63	510,190.82	9,267.97	3,293,979.16	55.9%
	TOTAL HUMAN SERVICES	7,471,854	7,471,854	4,168,606.63	510,190.82	9,267.97	3,293,979.16	55.9%
<b>231 MC LOCAL MARKETING DIST</b>								
555	MC LOCAL MARKETING DIST	860,987	860,987	512,985.36	46,444.70	.00	348,001.44	59.6%
	TOTAL MC LOCAL MARKETING DIST	860,987	860,987	512,985.36	46,444.70	.00	348,001.44	59.6%
<b>240 LANDFILL</b>								
335	LANDFILL	1,161,728	1,161,728	528,604.74	140,778.83	75,883.86	557,239.40	52.0%
	TOTAL LANDFILL	1,161,728	1,161,728	528,604.74	140,778.83	75,883.86	557,239.40	52.0%
<b>250 PUBLIC HEALTH</b>								
430	PUBLIC HEALTH	537,067	616,520	385,699.66	54,243.88	4,449.67	226,370.63	63.3%
	TOTAL PUBLIC HEALTH	537,067	616,520	385,699.66	54,243.88	4,449.67	226,370.63	63.3%
<b>260 AIRPORT</b>								
340	CRAIG-MOFFAT AIRPORT	548,575	575,517	62,196.46	5,349.03	9,802.61	503,517.54	12.5%
	TOTAL AIRPORT	548,575	575,517	62,196.46	5,349.03	9,802.61	503,517.54	12.5%
<b>270 EMERGENCY-911</b>								
230	EMERGENCY 911	105,550	105,550	132,555.17	72,593.99	890.93	-27,896.10	126.4%
	TOTAL EMERGENCY-911	105,550	105,550	132,555.17	72,593.99	890.93	-27,896.10	126.4%
<b>275 ALL CRIMES ENFORCEMENT TEAMS</b>								

**AUGUST YEAR-TO-DATE BUDGET REPORT**

FOR 2024 08

275	ALL CRIMES ENFORCEMENT TEAMS	ORIGINAL APPROP	REVISED BUDGET	YTD EXPENDED	MTD EXPENDED	ENCUMBRANCES	AVAILABLE BUDGET	PCT USED
245	ALL CRIMES ENFORCEMENT	84,120	84,120	22,110.18	2,649.81	.00	62,009.82	26.3%
	TOTAL ALL CRIMES ENFORCEMENT TEAM	84,120	84,120	22,110.18	2,649.81	.00	62,009.82	26.3%
<b>410 LEASE PURCHASE</b>								
190	LEASE PURCHASE	1,256,585	1,256,585	1,256,585.00	401,125.00	.00	.00	100.0%
	TOTAL LEASE PURCHASE	1,256,585	1,256,585	1,256,585.00	401,125.00	.00	.00	100.0%
<b>510 CAPITAL PROJECTS</b>								
345	CAPITAL PROJECTS	1,836,413	1,836,413	1,444,639.60	10,085.91	.00	391,773.40	78.7%
	TOTAL CAPITAL PROJECTS	1,836,413	1,836,413	1,444,639.60	10,085.91	.00	391,773.40	78.7%
<b>520 TELECOMMUNICATIONS</b>								
195	TELECOMMUNICATIONS	16,000	16,000	8,436.24	817.53	.00	7,563.76	52.7%
	TOTAL TELECOMMUNICATIONS	16,000	16,000	8,436.24	817.53	.00	7,563.76	52.7%
<b>530 SHADOW MTN LID</b>								
610	SHADOW MTN LID	27,806	27,806	9,351.46	.00	.00	18,454.54	33.6%
	TOTAL SHADOW MTN LID	27,806	27,806	9,351.46	.00	.00	18,454.54	33.6%
<b>610 MAYBELL WASTE WATER FACILITY</b>								
355	MAYBELL WASTE WATER FACILITY	50,338	50,338	12,462.99	646.90	2,662.01	35,213.00	30.0%
	TOTAL MAYBELL WASTE WATER FACILIT	50,338	50,338	12,462.99	646.90	2,662.01	35,213.00	30.0%
<b>710 INTERNAL SERVICE</b>								

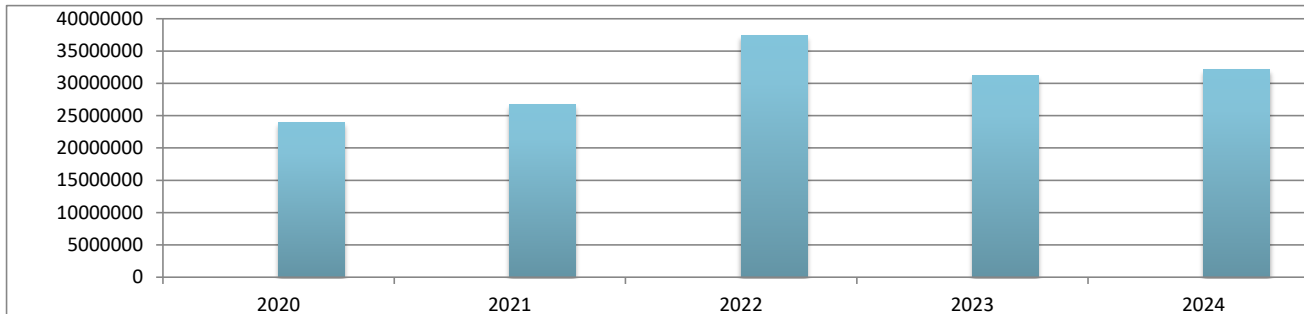
**AUGUST YEAR-TO-DATE BUDGET REPORT**

FOR 2024 08

710	INTERNAL SERVICE	ORIGINAL APPROP	REVISED BUDGET	YTD EXPENDED	MTD EXPENDED	ENCUMBRANCES	AVAILABLE BUDGET	PCT USED
185	INTERNAL SERVICES	12,100	12,100	6,409.89	575.40	2,590.11	3,100.00	74.4%
	TOTAL INTERNAL SERVICE	12,100	12,100	6,409.89	575.40	2,590.11	3,100.00	74.4%
<b>720 HEALTH &amp; WELFARE</b>								
180	HEALTH & WELFARE	5,133,572	5,133,572	2,536,703.00	477,960.98	274.45	2,596,594.55	49.4%
	TOTAL HEALTH & WELFARE	5,133,572	5,133,572	2,536,703.00	477,960.98	274.45	2,596,594.55	49.4%
<b>910 SUNSET MEADOWS I</b>								
600	SUNSET MEADOWS 1	438,166	535,154	340,568.76	81,445.33	30,206.43	164,379.29	69.3%
	TOTAL SUNSET MEADOWS I	438,166	535,154	340,568.76	81,445.33	30,206.43	164,379.29	69.3%
<b>920 SUNSET MEADOWS II</b>								
605	SUNSET MEADOWS 2	510,373	510,373	260,547.39	39,489.01	52,141.97	197,683.64	61.3%
	TOTAL SUNSET MEADOWS II	510,373	510,373	260,547.39	39,489.01	52,141.97	197,683.64	61.3%
	GRAND TOTAL	52,741,944	53,678,078	32,169,846.87	5,430,928.45	1,514,005.53	19,994,225.92	62.8%

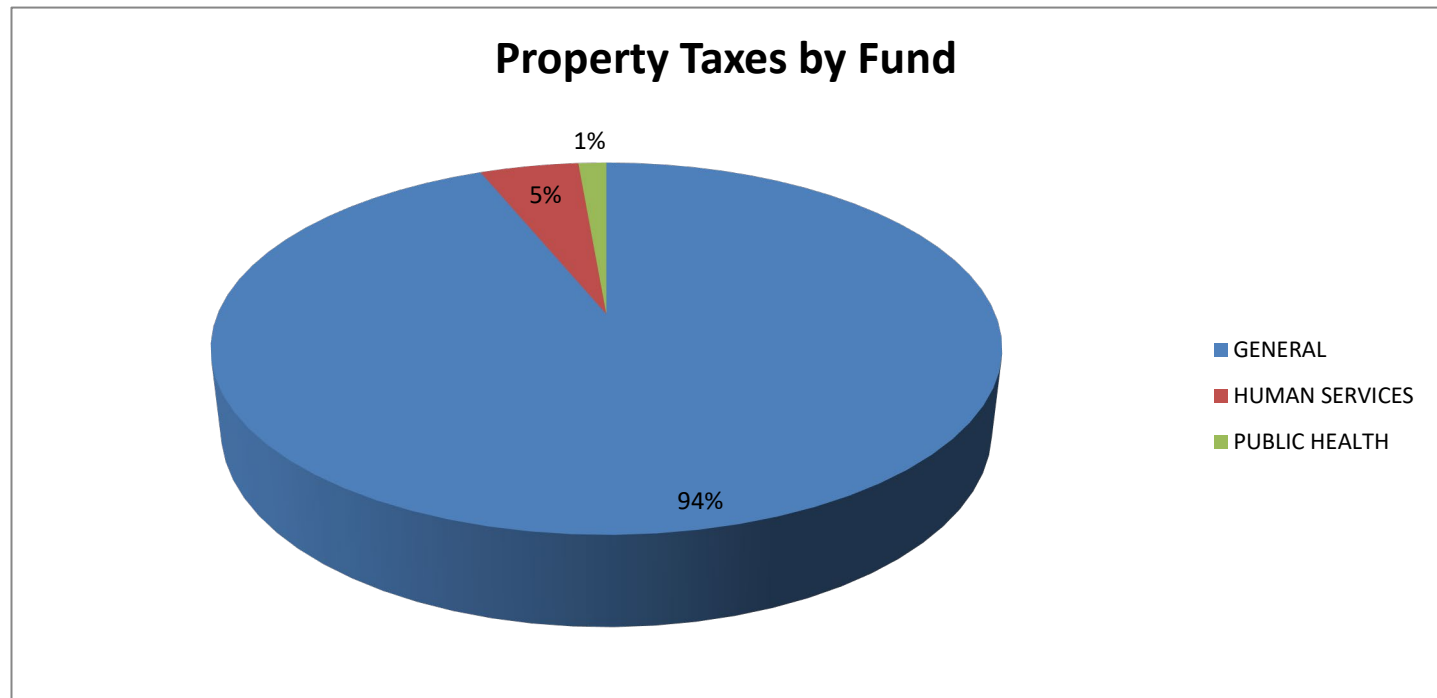
**AUGUST EXPENSE**

	2020	2021	2022	2023	2024
FUND	YTD EXP	YTD EXP	YTD EXP	YTD EXP	YTD EXP
110 GENERAL	\$ 8,270,778.13	\$ 8,532,952.02	\$ 9,030,709.86	\$ 10,555,844.50	\$ 12,784,249.45
200 ROAD & BRIDGE	\$ 4,428,664.49	\$ 4,067,140.79	\$ 5,214,699.34	\$ 5,427,586.02	\$ 5,514,473.49
210 PUBLIC SAFETY CENTER-JAIL	\$ 2,201,100.85	\$ 2,542,900.59	\$ 1,662,539.35	\$ 1,489,320.96	\$ 1,571,645.61
211 CONSERVATION TRUST	\$ 6,100.33	\$ 22,315.57	\$ 21,671.88	\$ 2,041.64	\$ 59,994.14
212 LIBRARY	\$ 190,445.97	\$ 243,088.81	\$ 247,387.80	\$ 241,599.14	\$ 264,888.06
215 SENIOR CITIZENS	\$ 118,190.62	\$ 149,103.37	\$ 119,905.02	\$ 141,938.14	\$ 142,966.00
219 MO CO TOURISM ASSOC	\$ 95,941.05	\$ 91,218.91	\$ 104,296.00	\$ 135,754.18	\$ 143,167.59
220 HUMAN SERVICES	\$ 4,529,875.57	\$ 4,898,572.20	\$ 4,454,382.77	\$ 4,299,165.59	\$ 4,168,606.63
229 MUSEUM	\$ 174,945.73	\$ -	\$ -	\$ -	\$ -
231 MC LOCAL MARKETING DIST	\$ 248,405.02	\$ 255,527.46	\$ 79,321.75	\$ 133,897.76	\$ 512,985.36
240 LANDFILL	\$ 461,589.47	\$ 324,932.42	\$ 368,444.82	\$ 390,470.78	\$ 528,604.74
250 PUBLIC HEALTH	\$ 100,166.66	\$ 306,050.02	\$ 338,488.19	\$ 428,142.82	\$ 385,699.66
260 AIRPORT	\$ 82,978.90	\$ 49,187.20	\$ 49,994.51	\$ 337,218.97	\$ 62,196.46
270 EMERGENCY-911	\$ 164,363.05	\$ 61,480.60	\$ 48,907.21	\$ 53,411.10	\$ 132,555.17
275 ALL CRIMES ENFORCEMENT TEAM	\$ -	\$ 27,374.24	\$ 25,274.55	\$ 19,009.27	\$ 22,110.18
410 LEASE PURCHASE	\$ 687,123.89	\$ 1,737,940.85	\$ 12,141,846.05	\$ 1,261,399.00	\$ 1,256,585.00
510 CAPITAL PROJECTS	\$ 327,297.90	\$ 902,389.20	\$ 44,706.58	\$ 3,169,237.71	\$ 1,444,639.60
520 TELECOMMUNICATIONS	\$ 20,276.88	\$ 5,066.84	\$ 5,744.46	\$ 4,988.56	\$ 8,436.24
530 SHADOW MTN LID	\$ 9,449.46	\$ 9,429.46	\$ 9,338.46	\$ 9,403.46	\$ 9,351.46
610 MAYBELL WASTE WATER FACILITY	\$ 18,672.66	\$ 14,332.42	\$ 10,719.60	\$ 9,344.27	\$ 12,462.99
710 INTERNAL SERVICE	\$ 6,079.76	\$ 6,823.20	\$ 6,294.67	\$ 6,474.30	\$ 6,409.89
720 HEALTH & WELFARE	\$ 1,373,235.67	\$ 2,022,341.90	\$ 2,983,242.21	\$ 2,629,437.54	\$ 2,536,703.00
910 SUNSET MEADOWS I	\$ 180,554.01	\$ 185,697.10	\$ 192,382.69	\$ 201,654.19	\$ 340,568.76
920 SUNSET MEADOWS II	\$ 282,462.29	\$ 236,325.41	\$ 238,656.84	\$ 249,485.86	\$ 260,547.39
<b>TOTAL</b>	<b>\$ 23,978,698.36</b>	<b>\$ 26,692,190.58</b>	<b>\$ 37,398,954.61</b>	<b>\$ 31,196,825.76</b>	<b>\$ 32,169,846.87</b>



## Property Taxes

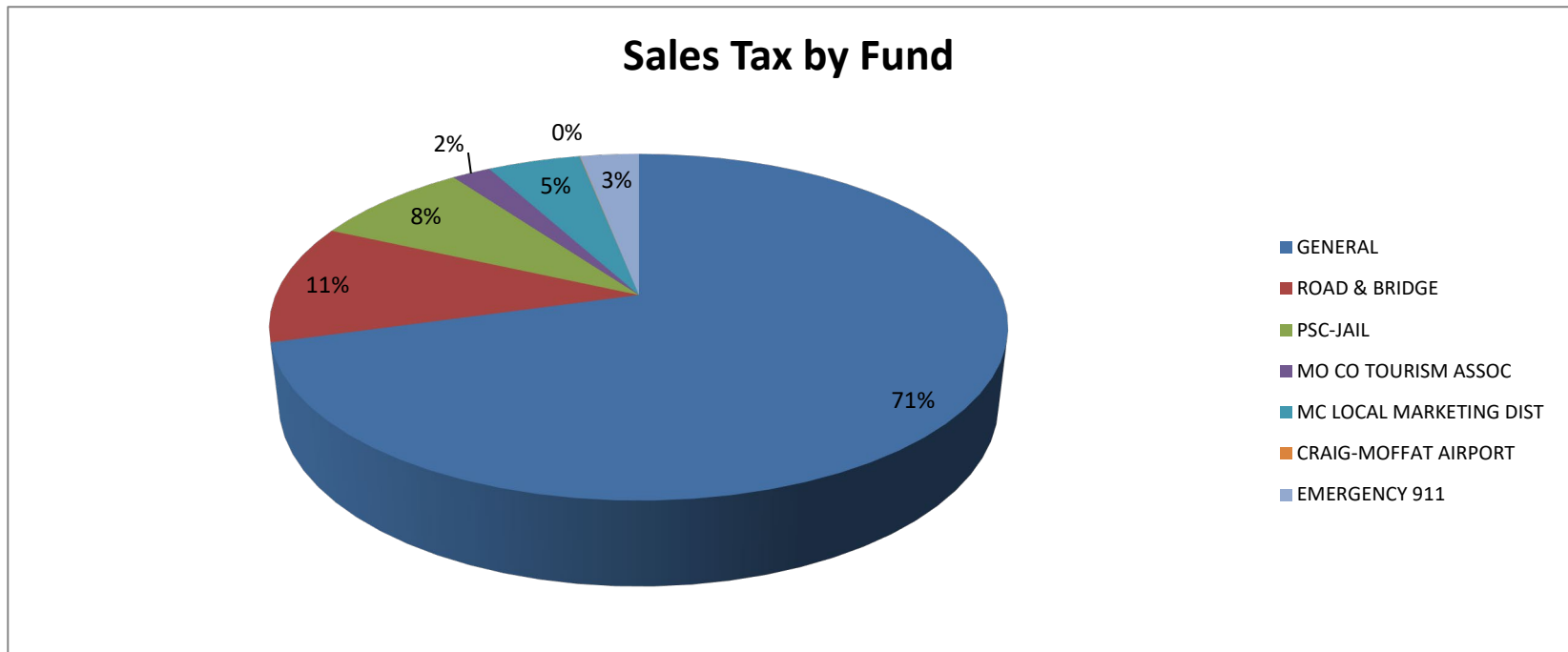
FUND	BEG BAL	YTD REV	% RCVD
GENERAL	\$ 8,130,139.00	\$ 8,629,914.22	106.10%
HUMAN SERVICES	\$ 465,586.57	\$ 444,736.76	95.50%
PUBLIC HEALTH	\$ 130,000.00	\$ 125,397.00	96.50%
<b>TOTAL</b>	<b>\$ 8,725,725.57</b>	<b>\$ 9,200,047.98</b>	<b>105.40%</b>





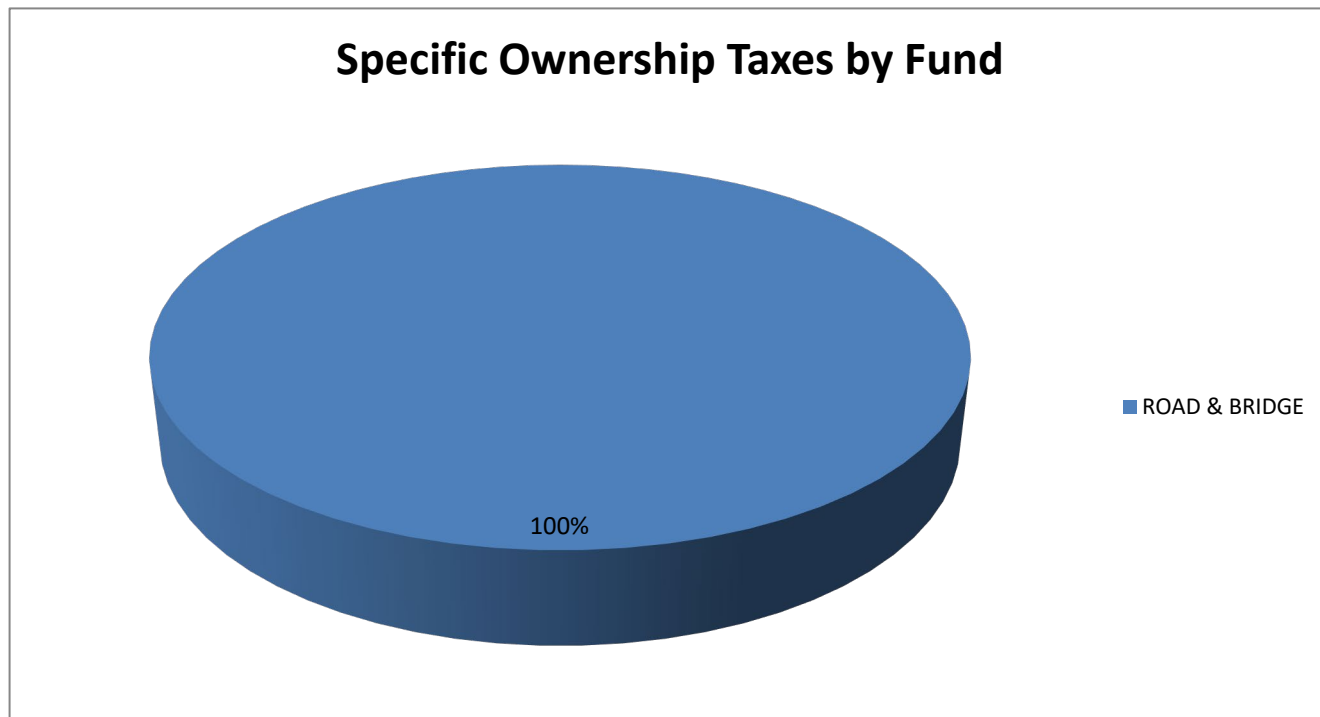
## Sales Tax

FUND	BEG BAL	YTD REV	% RCVD
GENERAL	\$ 2,679,475.00	\$ 1,827,959.59	68.20%
ROAD & BRIDGE	\$ 440,000.00	\$ 287,548.71	65.40%
PSC-JAIL	\$ 400,000.00	\$ 212,756.48	53.20%
MO CO TOURISM ASSOC	\$ 144,502.00	\$ 52,674.37	36.50%
MC LOCAL MARKETING DIST	\$ 306,000.00	\$ 125,768.94	41.10%
CRAIG-MOFFAT AIRPORT	\$ 1,500.00	\$ 810.00	54.00%
EMERGENCY 911	\$ 100,000.00	\$ 79,410.92	79.40%
<b>TOTAL</b>	<b>\$ 4,071,477.00</b>	<b>\$ 2,586,929.01</b>	<b>63.50%</b>



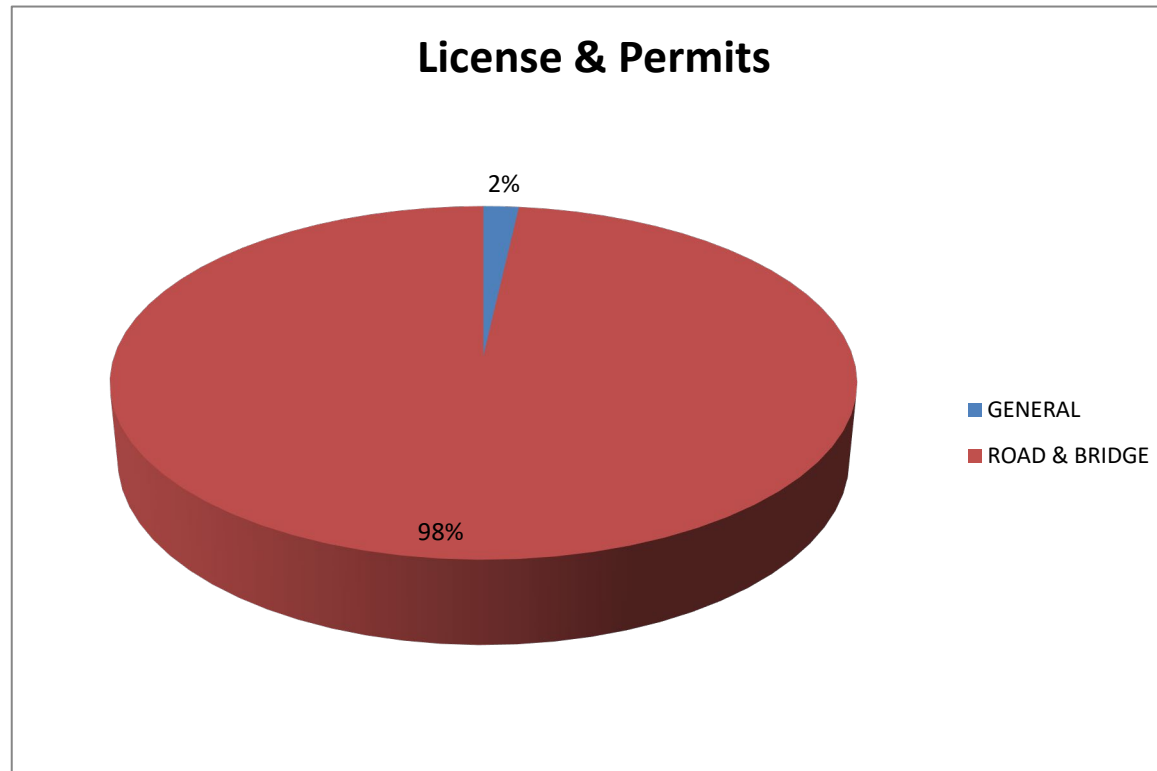
### Specific Ownership Taxes

FUND	BEG BAL	YTD REV	% RCVD
ROAD & BRIDGE	\$ 800,000.00	\$ 714,209.34	89.30%
<b>TOTAL</b>	<b>\$ 800,000.00</b>	<b>\$ 714,209.34</b>	<b>89.30%</b>



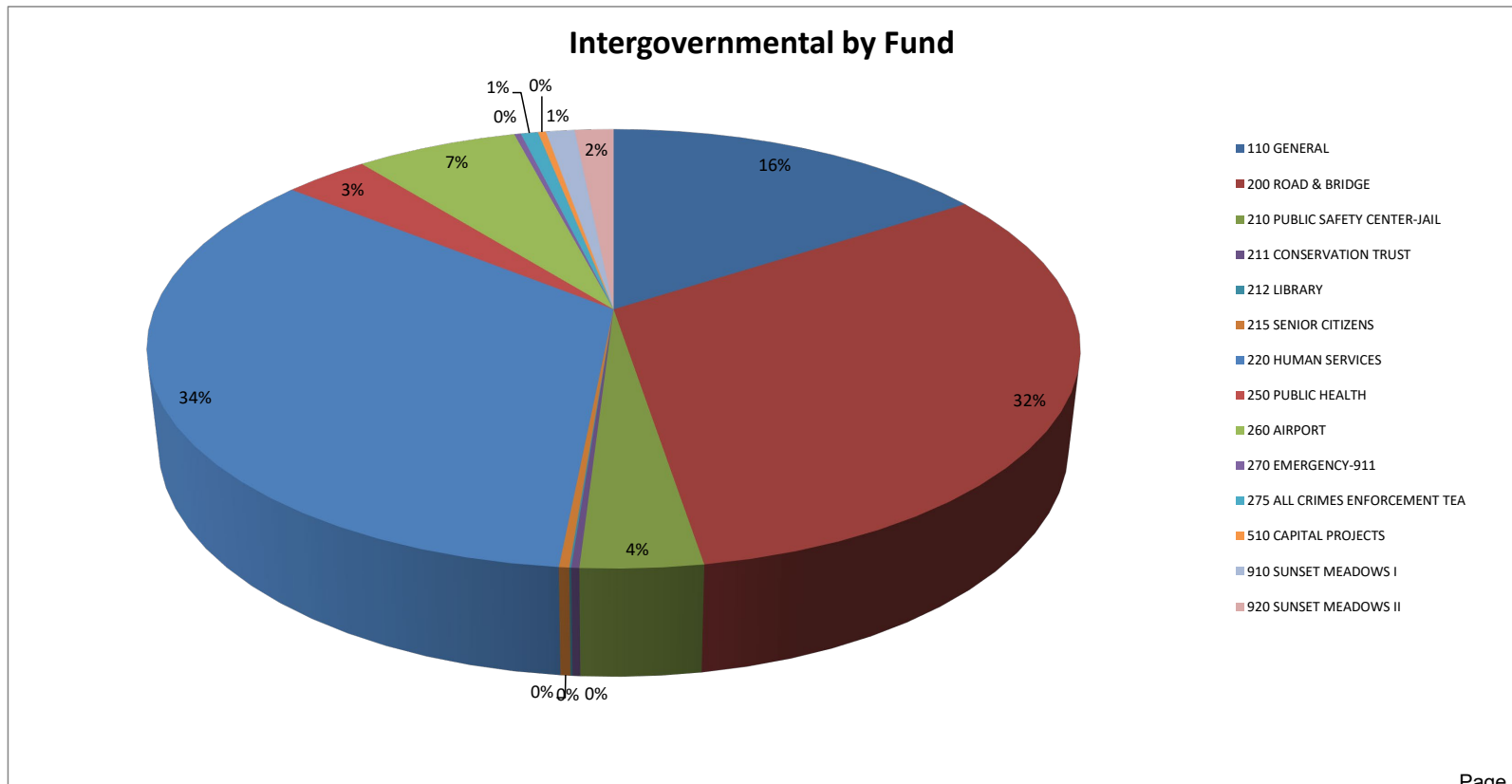
## License & Permits

FUND	BEG BAL	YTD REV	% RCVD
GENERAL	\$ 458.00	\$ 712.50	155.60%
ROAD & BRIDGE	\$ 30,000.00	\$ 39,350.00	131.20%
<b>TOTAL</b>	<b>\$ 30,458.00</b>	<b>\$ 40,062.50</b>	<b>131.50%</b>



# Intergovernmental

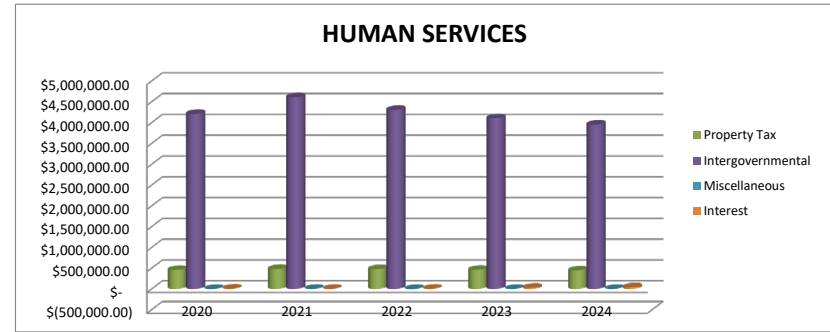
FUND	BEG BAL	YTD REV	% RVCD
110 GENERAL	\$ 6,546,752.09	\$ 1,833,953.55	28.00%
200 ROAD & BRIDGE	\$ 4,951,847.00	\$ 3,645,322.34	73.60%
210 PUBLIC SAFETY CENTER-JAIL	\$ 821,558.86	\$ 412,640.51	50.22%
211 CONSERVATION TRUST	\$ 36,000.00	\$ 26,741.34	74.30%
212 LIBRARY	\$ 20,000.00	\$ 6,276.00	31.40%
215 SENIOR CITIZENS	\$ 42,054.00	\$ 34,486.50	82.00%
220 HUMAN SERVICES	\$ 6,408,322.00	\$ 3,952,718.62	61.70%
250 PUBLIC HEALTH	\$ 486,419.96	\$ 402,610.03	82.80%
260 AIRPORT	\$ 278,084.00	\$ 770,493.44	277.10%
270 EMERGENCY-911	\$ -	\$ 31,232.95	100.00%
275 ALL CRIMES ENFORCEMENT TEA	\$ 82,500.00	\$ 82,500.00	100.00%
510 CAPITAL PROJECTS	\$ -	\$ 37,257.06	100.00%
910 SUNSET MEADOWS I	\$ 242,624.00	\$ 136,792.00	56.40%
920 SUNSET MEADOWS II	\$ 269,853.00	\$ 185,197.00	68.60%
<b>TOTAL</b>	<b>\$ 20,186,014.91</b>	<b>\$ 11,558,221.34</b>	<b>57.30%</b>



## FUNDS WITH MAJOR INTERGOVERNMENTAL REVENUE

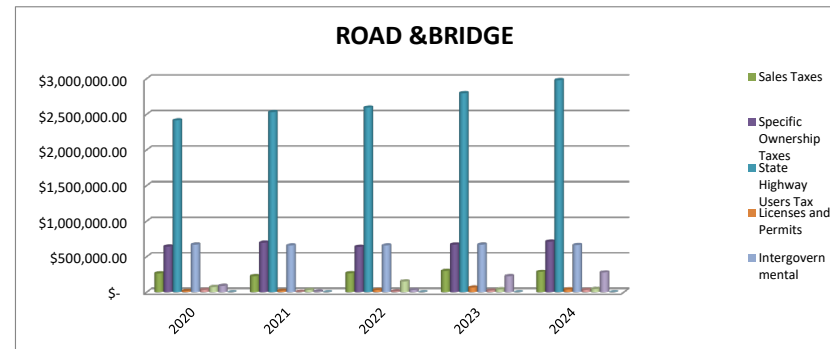
### HUMAN SERVICES

	2020	2021	2022	2023	2024
REVENUE SOURCES	YTD REV	YTD REV	YTD REV	YTD REV	YTD REV
Property Tax	\$ 456,484.56	\$ 479,045.42	\$ 475,020.37	\$ 458,971.49	\$ 444,660.69
Intergovernmental	\$ 4,207,683.59	\$ 4,606,630.98	\$ 4,304,340.20	\$ 4,103,282.38	\$ 3,952,718.62
Miscellaneous	\$ (2,486.16)	\$ 1,371.46	\$ (4,607.43)	\$ 285.48	\$ 914.37
Interest	\$ 7,455.41	\$ 1,315.42	\$ 4,120.98	\$ 28,750.38	\$ 40,390.56
<b>TOTAL</b>	<b>\$ 4,669,137.40</b>	<b>\$ 5,088,363.28</b>	<b>\$ 4,778,874.12</b>	<b>\$ 4,591,289.73</b>	<b>\$ 4,438,684.24</b>



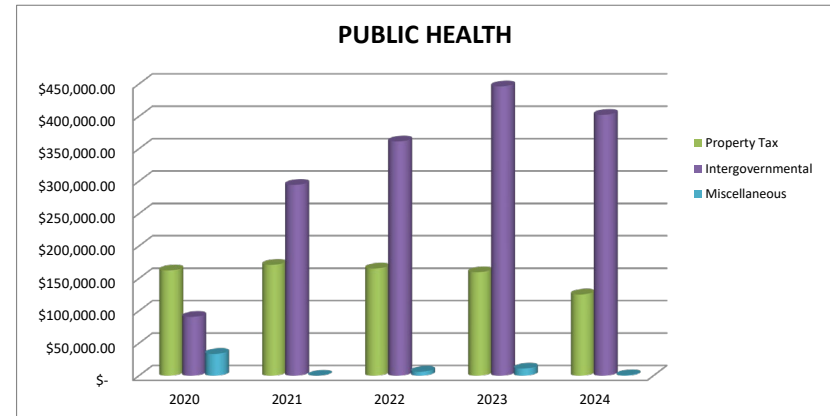
### ROAD & BRIDGE

	2020	2021	2022	2023	2024
REVENUE SOURCES	YTD REV	YTD REV	YTD REV	YTD REV	YTD REV
Sales Taxes	\$ 266,425.19	\$ 226,468.45	\$ 268,280.61	\$ 301,101.40	\$ 287,548.71
Specific Ownership Taxes	\$ 644,945.23	\$ 697,393.54	\$ 640,602.24	\$ 671,995.89	\$ 714,209.34
State Highway Users Tax	\$ 2,417,093.58	\$ 2,532,564.88	\$ 2,595,991.11	\$ 2,798,072.27	\$ 2,981,003.18
Licenses and Permits	\$ 18,889.00	\$ 22,621.50	\$ 32,857.00	\$ 67,093.75	\$ 40,225.00
Intergovernmental	\$ 671,263.76	\$ 658,687.48	\$ 658,906.55	\$ 671,000.06	\$ 664,319.16
Charges for Services	\$ 35,276.18	\$ 6,428.23	\$ 13,822.14	\$ 25,668.35	\$ 35,380.17
Miscellaneous	\$ 73,677.66	\$ 34,901.01	\$ 152,603.01	\$ 41,557.98	\$ 47,056.09
Interest	\$ 91,275.17	\$ 12,002.70	\$ 33,401.71	\$ 226,479.00	\$ 279,540.39
Property Tax	\$ -	\$ -	\$ 84.84	\$ -	\$ -
<b>TOTAL</b>	<b>\$ 4,218,845.77</b>	<b>\$ 4,191,067.79</b>	<b>\$ 4,396,549.21</b>	<b>\$ 4,802,968.70</b>	<b>\$ 5,049,282.04</b>



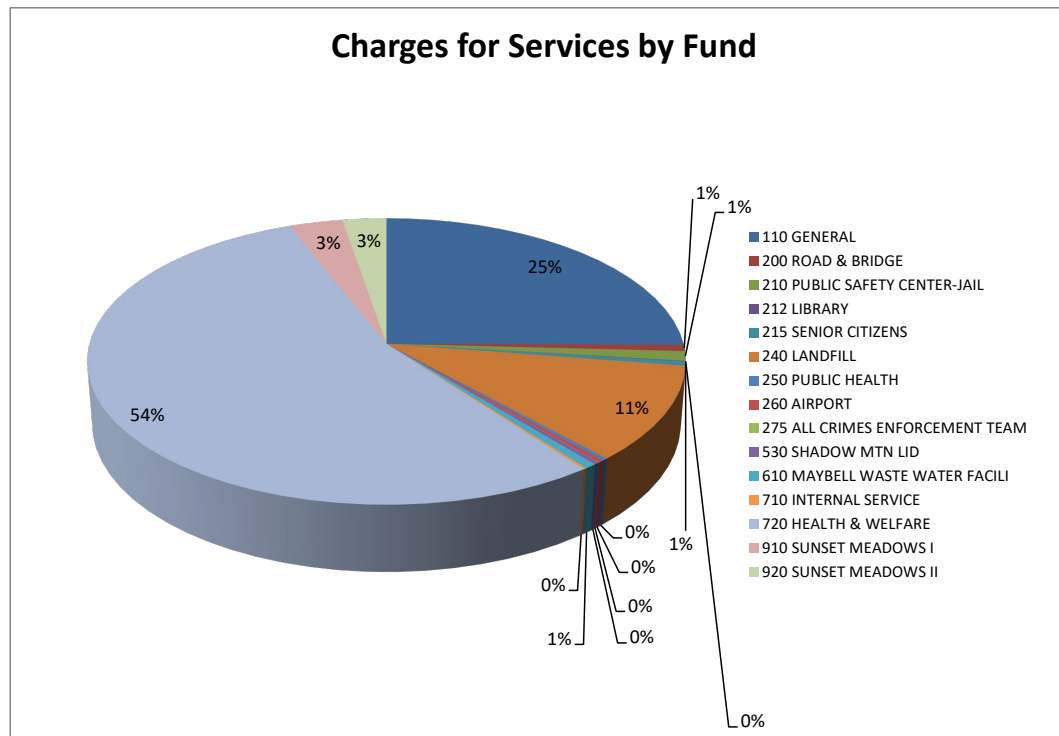
### PUBLIC HEALTH

	2020	2021	2022	2023	2024
REVENUE SOURCES	YTD REV	YTD REV	YTD REV	YTD REV	YTD REV
Property Tax	\$ 162,412.13	\$ 171,085.59	\$ 165,385.39	\$ 159,820.46	\$ 125,440.34
Intergovernmental	\$ 90,768.47	\$ 294,404.44	\$ 361,325.45	\$ 446,429.99	\$ 402,610.03
Charges for Services	\$ -	\$ -	\$ -	\$ -	\$ 13,156.00
Miscellaneous	\$ 33,679.11	\$ -	\$ 6,231.35	\$ 10,986.86	\$ 840.00
<b>TOTAL</b>	<b>\$ 286,859.71</b>	<b>\$ 465,490.03</b>	<b>\$ 532,942.19</b>	<b>\$ 617,237.31</b>	<b>\$ 542,046.37</b>



## Charges for Services

FUND	BEG BAL	YTD REV	% RCVD
110 GENERAL	\$ 1,287,858.00	\$ 1,271,327.55	98.70%
200 ROAD & BRIDGE	\$ 40,000.00	\$ 35,380.17	88.50%
210 PUBLIC SAFETY CENTER-JAIL	\$ 50,000.00	\$ 55,045.30	110.10%
212 LIBRARY	\$ 3,000.00	\$ 2,585.44	86.20%
215 SENIOR CITIZENS	\$ 36,000.00	\$ 23,961.75	66.60%
240 LANDFILL	\$ 720,000.00	\$ 546,928.86	76.00%
250 PUBLIC HEALTH	\$ -	\$ 13,156.00	100.00%
260 AIRPORT	\$ 17,000.00	\$ 13,454.24	79.10%
275 ALL CRIMES ENFORCEMENT TEAM	\$ 300.00	\$ 894.89	298.30%
530 SHADOW MTN LID	\$ 31,000.00	\$ 14,222.90	45.90%
610 MAYBELL WASTE WATER FACILI	\$ 36,960.00	\$ 28,798.00	77.90%
710 INTERNAL SERVICE	\$ 10,350.00	\$ 8,063.11	77.90%
720 HEALTH & WELFARE	\$ 3,632,637.00	\$ 2,745,640.24	75.60%
910 SUNSET MEADOWS I	\$ 237,205.00	\$ 164,962.07	69.50%
920 SUNSET MEADOWS II	\$ 212,573.00	\$ 135,364.96	63.70%
<b>Total</b>	<b>\$ 6,314,883.00</b>	<b>\$ 5,059,785.48</b>	<b>80.10%</b>



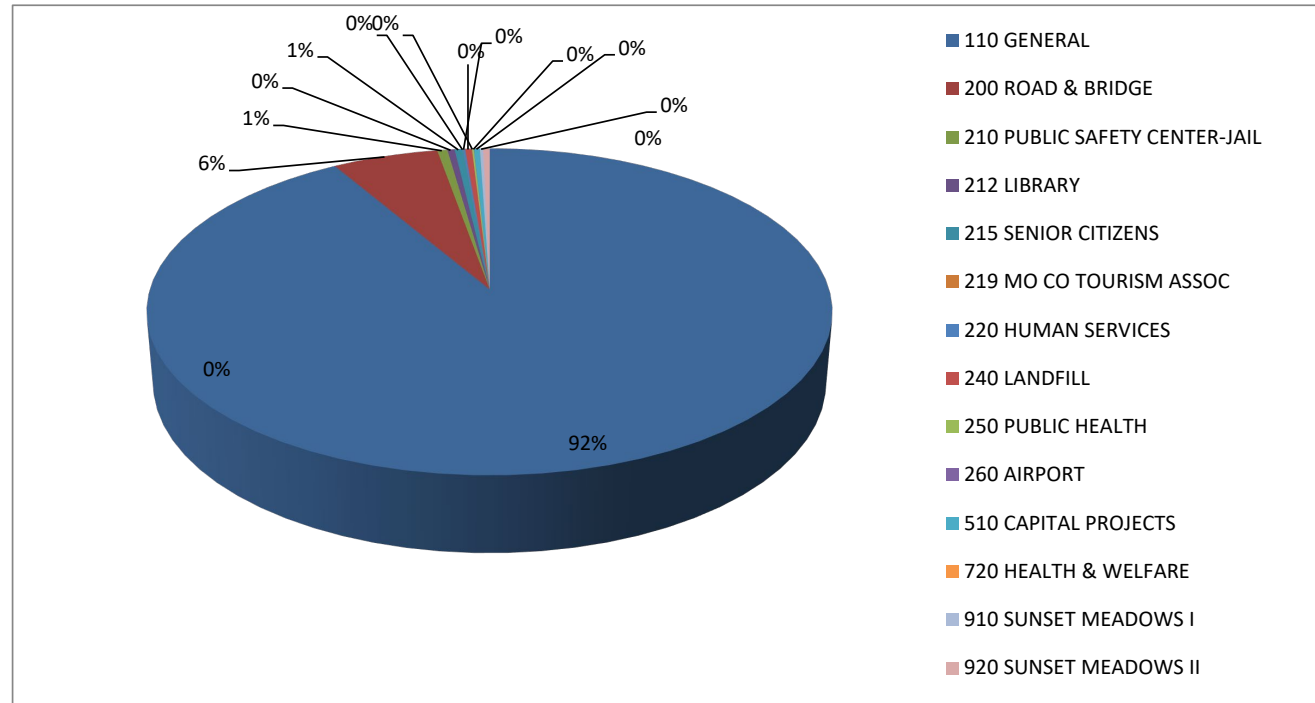
**AUGUST - CHARGES FOR SERVICES - ALL FUNDS**

FUND	BEG BAL	YTD	% RCVD
<b>GENERAL</b>			
44020 ICE RINK	\$ 40,000.00	\$ 34,795.23	87.00
44021 PLANNING FEES	\$ 2,000.00	\$ 1,225.00	61.30
44023 CAMPGROUND RENTAL	\$ 13,100.00	\$ 20,493.66	156.40
44024 PENALTY ASSESSMENT	\$ 8,000.00	\$ 23,856.00	298.20
44025 DEPARTMENT FEES	\$ 1,109,500.00	\$ 1,118,983.26	100.90
44026 CONCESSIONS	\$ 400.00	\$ 237.15	59.30
44027 ELECTRONIC RECORDING	\$ 39,000.00	\$ 14,825.50	38.00
44028 CABLE FRANCHISE FEE	\$ 4,358.00	\$ 2,926.09	67.10
44029 CEMETERY OPENINGS	\$ 15,000.00	\$ 9,650.00	64.30
44030 CEMETERY SALE OF LOTS	\$ 8,000.00	\$ 7,015.00	87.70
44031 CEMETERY VASES FOUNDATIO	\$ 200.00	\$ 137.74	68.90
44038 SHOWER FEES	\$ -	\$ 669.00	100.00
44039 RV DUMP FEES	\$ 8,000.00	\$ 5,938.15	74.20
44040 SB215 FEES	\$ 6,000.00	\$ 2,348.52	39.10
44041 DAY USE FEE	\$ 1,500.00	\$ 882.57	58.80
44042 LATE FEES	\$ 30,000.00	\$ 24,464.89	81.50
46015 COMMUNICATION SITE REVEN	\$ 2,800.00	\$ 2,879.79	102.80
<b>Total GENERAL</b>	<b>\$ 1,287,858.00</b>	<b>\$ 1,271,327.55</b>	<b>98.70</b>
<b>ROAD &amp; BRIDGE</b>			
44043 OTHER COUNTY DEPARTMENTS	\$ 40,000.00	\$ 35,380.17	88.50
<b>Total ROAD &amp; BRIDGE</b>	<b>\$ 40,000.00</b>	<b>\$ 35,380.17</b>	<b>88.50</b>
<b>PSC-JAIL</b>			
44001 WORK RELEASE	\$ 5,000.00	\$ -	0.00
44009 JAIL FEES	\$ 15,000.00	\$ 11,143.70	74.30
44010 COST OF CARE/COUNTY INMA	\$ 30,000.00	\$ 38,371.08	127.90
44037 RENTS	\$ -	\$ 5,530.52	100.00
<b>Total PSC-JAIL</b>	<b>\$ 50,000.00</b>	<b>\$ 55,045.30</b>	<b>110.10</b>
<b>LIBRARY</b>			
44011 FINES AND COLLECTIONS	\$ 3,000.00	\$ 2,585.44	86.20
<b>Total LIBRARY</b>	<b>\$ 3,000.00</b>	<b>\$ 2,585.44</b>	<b>86.20</b>
<b>SENIOR CITIZENS</b>			
44036 MEAL PROGRAM	\$ 36,000.00	\$ 23,961.75	66.60
<b>Total SENIOR CITIZENS</b>	<b>\$ 36,000.00</b>	<b>\$ 23,961.75</b>	<b>66.60</b>
<b>LANDFILL</b>			
44002 USER FEES	\$ 715,000.00	\$ 539,029.36	75.40
44003 TIRES	\$ 5,000.00	\$ 7,899.50	158.00
<b>Total LANDFILL</b>	<b>\$ 720,000.00</b>	<b>\$ 546,928.86</b>	<b>76.00</b>
<b>PUBLIC HEALTH</b>			
44048 VITAL STATISTICS	\$ -	\$ 13,156.00	100.00
<b>Total PUBLIC HEALTH</b>	<b>\$ -</b>	<b>\$ 13,156.00</b>	<b>100.00</b>

FUND	BEG BAL	YTD	% RCVD
<b>AIRPORT</b>			
44037 RENTS	\$ 17,000.00	\$ 13,454.24	79.10
<b>Total AIRPORT</b>	<b>\$ 17,000.00</b>	<b>\$ 13,454.24</b>	<b>79.10</b>
<b>ALL CRIMES ENFORCEMENT TEAM</b>			
44011 FINES AND COLLECTIONS	\$ 300.00	\$ 894.89	298.30
<b>Total All CRIMES ENFORCEMENT TEAM</b>	<b>\$ 300.00</b>	<b>\$ 894.89</b>	<b>298.30</b>
<b>SHADOW MTN LOCAL IMPROVEMENT DISTRICT</b>			
44002 USER FEES	\$ 31,000.00	\$ 14,222.90	45.90
<b>Total SHADOW MTN LOCAL IMPROVEMENT DISTRICT</b>	<b>\$ 31,000.00</b>	<b>\$ 14,222.90</b>	<b>45.90</b>
<b>MAYBELL WASTE WATER TREATMENT FACILITY</b>			
44002 USER FEES	\$ 36,960.00	\$ 28,798.00	77.90
<b>Total MAYBELL WASTE WATER TREATMENT FACILITY</b>	<b>\$ 36,960.00</b>	<b>\$ 28,798.00</b>	<b>77.90</b>
<b>INTERNAL SERVICE</b>			
44032 PLAT MAPS	\$ 100.00	\$ 1,540.00	1,540.00
44034 WAREHOUSE	\$ 2,150.00	\$ 968.98	45.10
44035 TELEPHONE REIMBURSEMENT	\$ 8,100.00	\$ 5,554.13	68.60
<b>Total INTERNAL SERVICE FUND</b>	<b>\$ 10,350.00</b>	<b>\$ 8,063.11</b>	<b>77.90</b>
<b>HEALTH &amp; WELFARE</b>			
44012 PREMIUMS/MEDICAL COUNTY	\$ 1,822,040.00	\$ 1,246,362.31	68.40
44013 PREMIUMS/MEDICAL COBRA	\$ 20,000.00	\$ 87,523.50	437.60
44014 PREMIUMS/DENTAL COUNTY	\$ 63,083.00	\$ 43,434.97	68.90
44015 PREMIUMS/VISON COUNTY	\$ 42,620.00	\$ 29,203.85	68.50
44016 PREMIUMS/LIFE	\$ 20,640.00	\$ 14,089.77	68.30
44017 PREMIUMS LONG TERM DISAB	\$ 33,576.00	\$ 22,511.40	67.00
44018 EMPLOYEE CONTRIBUTIONS	\$ 1,630,678.00	\$ 1,302,514.44	79.90
<b>Total HEALTH &amp; WELFARE</b>	<b>\$ 3,632,637.00</b>	<b>\$ 2,745,640.24</b>	<b>75.60</b>
<b>SUNSET MEADOWS 1</b>			
44004 TENANT RENT	\$ 224,005.00	\$ 156,510.91	69.90
44006 TENANT AIR CONDITIONER	\$ 2,800.00	\$ 1,818.26	64.90
44007 TENANT CABLE	\$ 6,800.00	\$ 4,382.90	64.50
44008 BEAUTY SHOP RENT	\$ 3,600.00	\$ 2,250.00	62.50
<b>Total SUNSET MEADOWS 1</b>	<b>\$ 237,205.00</b>	<b>\$ 164,962.07</b>	<b>69.50</b>
<b>SUNSET MEADOWS II</b>			
44004 TENANT RENT	\$ 203,573.00	\$ 129,592.38	63.70
44006 TENANT AIR CONDITIONER	\$ 2,500.00	\$ 1,549.60	62.00
44007 TENANT CABLE	\$ 6,500.00	\$ 4,222.98	65.00
<b>Total SUNSET MEADOWS II</b>	<b>\$ 212,573.00</b>	<b>\$ 135,364.96</b>	<b>63.70</b>
<b>Grand Total</b>	<b>\$ 6,314,883.00</b>	<b>\$ 5,059,785.48</b>	<b>80.10</b>

### Miscellaneous

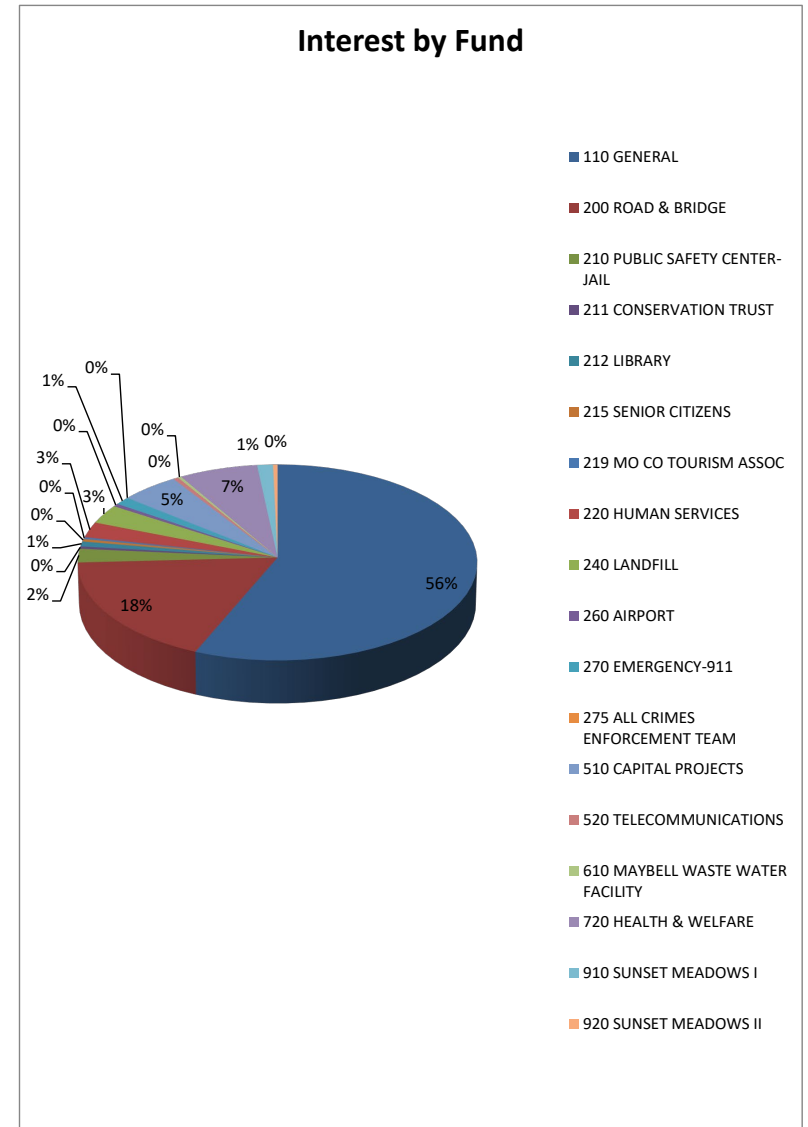
FUND	BEG BAL	YTD REV	% RVCD
110 GENERAL	\$ 426,156.63	\$ 755,300.58	177.20%
200 ROAD & BRIDGE	\$ 272,762.50	\$ 47,056.09	17.30%
210 PUBLIC SAFETY CENTER-JAIL	\$ 3,345.15	\$ 4,487.81	134.20%
212 LIBRARY	\$ 3,950.00	\$ 3,219.14	81.50%
215 SENIOR CITIZENS	\$ 1,350.00	\$ 3,652.00	270.50%
219 MO CO TOURISM ASSOC	\$ -	\$ 50.00	100.00%
220 HUMAN SERVICES	\$ 1,000.00	\$ 914.37	91.40%
240 LANDFILL	\$ 1,400.00	\$ 3,000.00	214.30%
250 PUBLIC HEALTH	\$ -	\$ 840.00	100.00%
260 AIRPORT	\$ -	\$ 100.00	100.00%
510 CAPITAL PROJECTS	\$ 50,000.00	\$ 2,580.01	5.20%
720 HEALTH & WELFARE	\$ 200,000.00	\$ 38.96	0.00%
910 SUNSET MEADOWS I	\$ 2,500.00	\$ 1,442.46	57.70%
920 SUNSET MEADOWS II	\$ 3,350.00	\$ 2,888.56	86.20%
<b>TOTAL</b>	<b>\$ 965,814.28</b>	<b>\$ 825,569.98</b>	<b>85.50%</b>





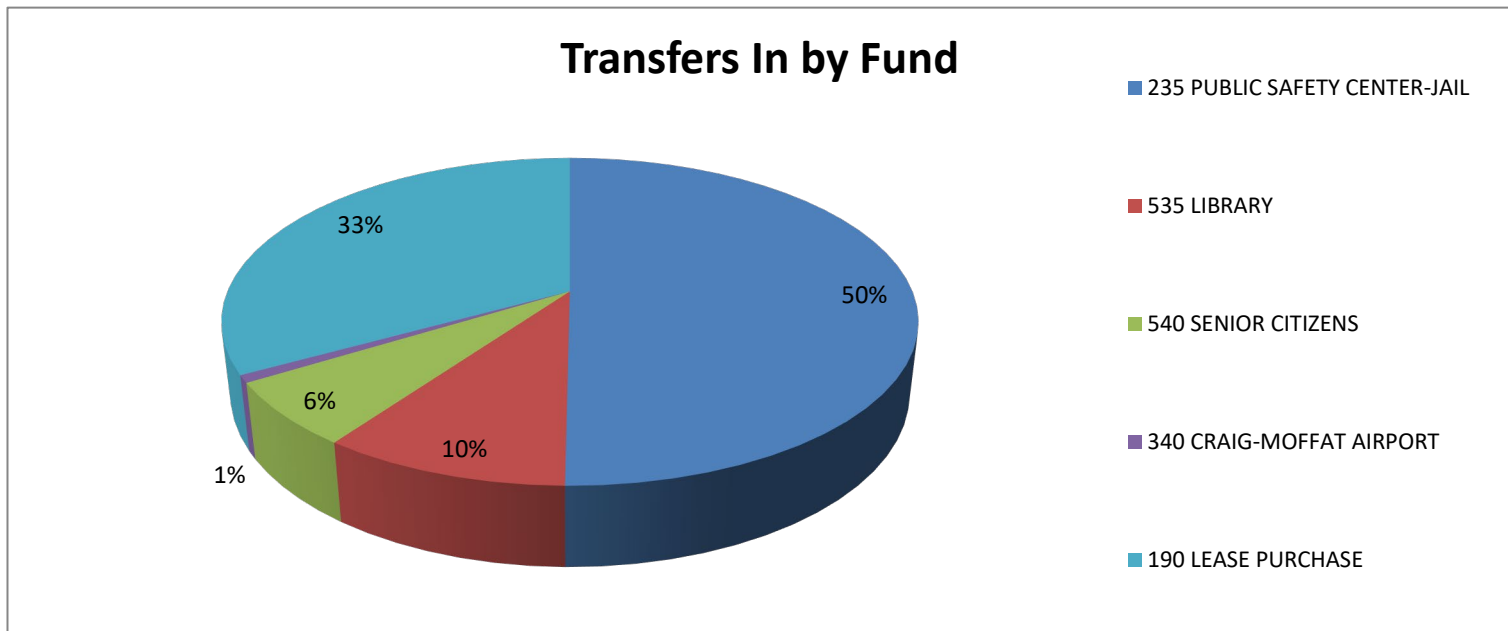
# Interest

FUND	BEG BAL	YTD REV	% RCVD
110 GENERAL	\$ 50,000.00	\$ 887,755.33	1775.50%
200 ROAD & BRIDGE	\$ 18,285.00	\$ 279,540.39	1528.80%
210 PUBLIC SAFETY CENTER-JAIL	\$ 1,451.00	\$ 35,377.85	2438.20%
211 CONSERVATION TRUST	\$ 186.00	\$ 6,193.05	3329.60%
212 LIBRARY	\$ 1,000.00	\$ 12,876.21	1287.60%
215 SENIOR CITIZENS	\$ 2,700.00	\$ 6,535.29	242.00%
219 MO CO TOURISM ASSOC	\$ 165.00	\$ 4,848.05	2938.20%
220 HUMAN SERVICES	\$ 2,000.00	\$ 40,390.56	2019.50%
240 LANDFILL	\$ 1,506.00	\$ 49,120.12	3261.60%
260 AIRPORT	\$ 284.00	\$ 7,450.53	2623.40%
270 EMERGENCY-911	\$ 6,000.00	\$ 20,416.86	340.30%
275 ALL CRIMES ENFORCEMENT TEAM	\$ 400.00	\$ -	0.00%
510 CAPITAL PROJECTS	\$ 3,280.00	\$ 78,824.20	2403.20%
520 TELECOMMUNICATIONS	\$ -	\$ 6,924.00	100.00%
610 MAYBELL WASTE WATER FACILITY	\$ 142.00	\$ 4,476.45	3152.40%
720 HEALTH & WELFARE	\$ 10,000.00	\$ 105,555.66	1055.60%
910 SUNSET MEADOWS I	\$ 718.00	\$ 21,098.18	2938.50%
920 SUNSET MEADOWS II	\$ 350.00	\$ 6,096.09	1741.70%
<b>TOTAL</b>	<b>\$ 98,467.00</b>	<b>\$ 1,573,478.82</b>	<b>1598.00%</b>



## Transfers In

FUND	BEG BAL	YTD REV	% RCVD
235 PUBLIC SAFETY CENTER-JAIL	\$ 1,909,990.00	\$ 1,909,990.00	100.00%
535 LIBRARY	\$ 370,977.00	\$ 370,977.00	100.00%
540 SENIOR CITIZENS	\$ 240,637.00	\$ 240,637.00	100.00%
340 CRAIG-MOFFAT AIRPORT	\$ 278,084.00	\$ 27,945.49	10.00%
190 LEASE PURCHASE	\$ 1,256,585.00	\$ 1,256,585.00	100.00%
<b>TOTAL</b>	<b>\$ 4,056,273.00</b>	<b>\$ 3,806,134.49</b>	<b>93.80%</b>







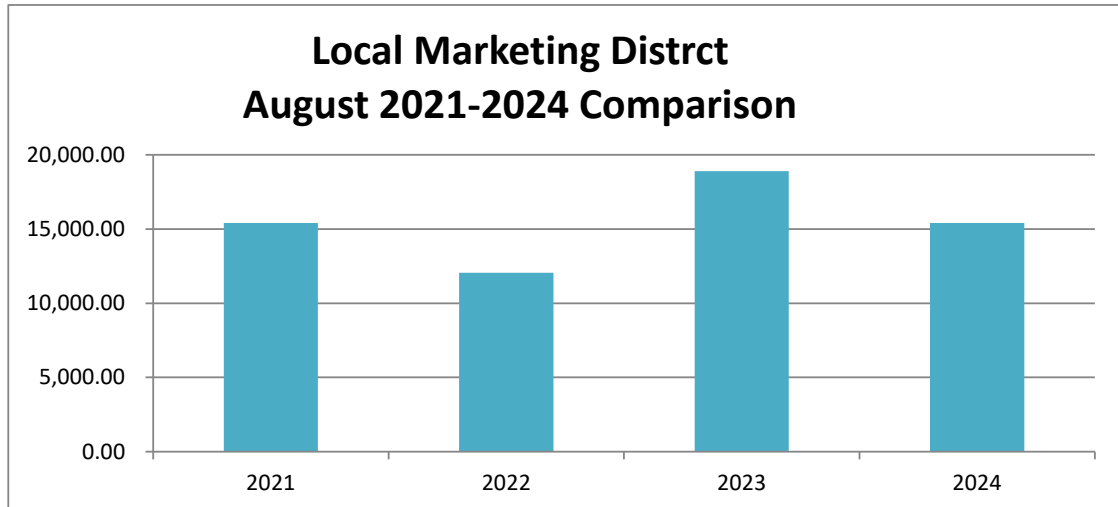




**MOFFAT COUNTY LOCAL MARKETING DISTRICT 4% TAX**

Month	2020	2021	2022	2023	2024	Average 2020-2024	Increase/ (Decrease) 2023/2024	% Change Received 2023/2024
January	2,364.82	12,853.63	7,705.34	8,469.90	7,343.03	7,747.34	(1,126.87)	-13.30%
February	8,690.61	6,871.88	7,940.52	9,904.81	10,658.94	8,813.35	754.13	7.61%
March	13,504.53	20,032.07	21,265.33	60,484.23	41,827.35	31,422.70	(18,656.88)	-30.85%
April	10,005.01	9,253.18	24,276.89	8,615.36	8,766.63	12,183.41	151.27	1.76%
May	23,337.99	15,754.53	9,707.55	14,132.32	10,878.22	14,762.12	(3,254.10)	-23.03%
June	28,431.01	48,166.00	66,627.47	61,907.00	46,294.77	50,285.25	(15,612.23)	-25.22%
July	21,785.37	19,129.60	16,943.00	10,494.71	16,012.36	16,873.01	5,517.65	52.58%
August	18,160.23	15,413.87	12,056.80	18,895.90	15,407.83	15,986.93	(3,488.07)	-18.46%
September	46,008.32	76,501.09	111,948.77	100,648.59		83,776.69	(100,648.59)	-100.00%
October	15,885.51	14,444.55	15,084.26	10,948.45		14,090.69	(10,948.45)	-100.00%
November	29,090.74	29,787.49	11,589.48	12,156.34		20,656.01	(12,156.34)	-100.00%
December	45,962.77	70,522.00	83,052.99	72,264.40		67,950.54	(72,264.40)	-100.00%
<b>TOTAL</b>	<b>263,226.91</b>	<b>338,729.89</b>	<b>388,198.40</b>	<b>388,922.01</b>	<b>157,189.13</b>	<b>344,548.06</b>		

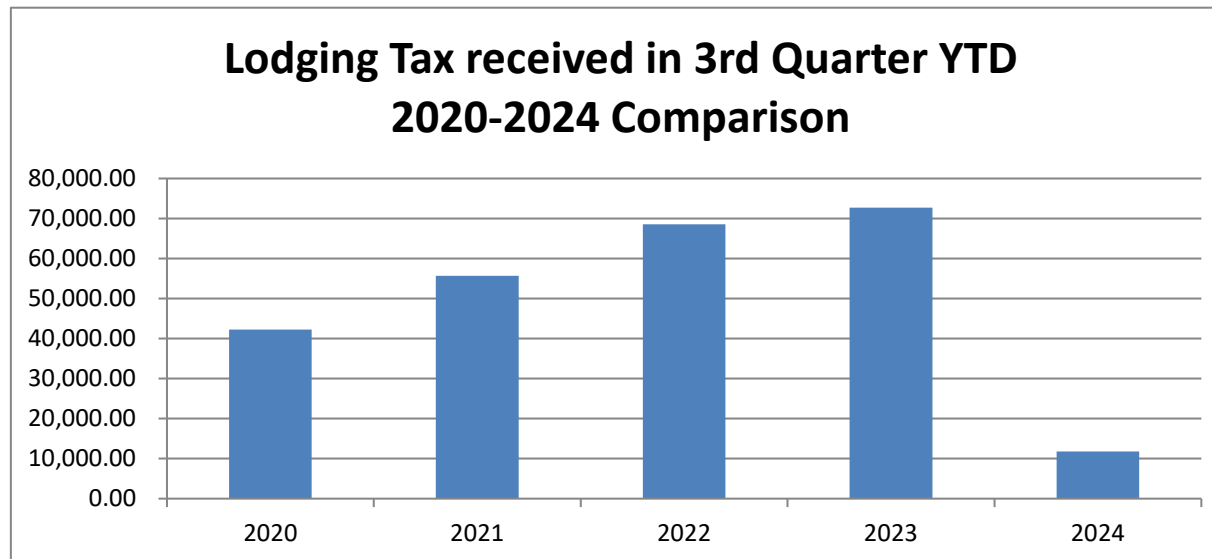
Local Marketing District Tax is due within the same frequency as a businesses sales tax.



**MOFFAT COUNTY 2% LODGING TAX**

	2020	2021	2022	2023	2024	Average 2020-2024	Increase/ (Decrease) 2023/2024	% Change Received 2023/2024
1ST	19,239.36	27,756.43	25,242.86	37,573.87	28,314.83	27,625.47	(9,259.04)	-24.64%
2ND	38,031.14	33,345.74	37,862.67	27,124.56	24,359.54	32,144.73	(2,765.02)	-10.19%
3RD	42,284.83	55,657.72	68,572.74	72,693.21	11,798.62	50,201.42	(60,894.59)	-83.77%
4TH	33,141.26	52,451.53	54,593.85	45,988.24		46,543.72	(45,988.24)	-100.00%
<b>TOTAL</b>	<b>132,696.59</b>	<b>169,211.42</b>	<b>186,272.12</b>	<b>183,379.88</b>	<b>64,472.99</b>	<b>156,515.34</b>	<b>(118,906.89)</b>	

Lodging Tax is due quarterly. Revenues received between quarters may be from delayed filers.





## Sales Tax Comparison by North American Industry Classification System (NAICS)

**August**

		<b>2022 YTD</b>	<b>2023 YTD</b>	<b>2024 YTD</b>
<b>Miscellaneous</b>		\$ -	\$ -	\$ -
<b>Agriculture, Forestry, Fishing and Hunting</b>	<b>11</b>	\$ 3,717.73	\$ 6,187.80	\$ 3,997.20
<b>Mining, Quarrying and Oil and Gas Extraction</b>	<b>21</b>	\$ 26,485.23	\$ 41,119.54	\$ 40,545.21
<b>Utilities</b>	<b>22</b>	\$ 111,716.07	\$ 139,498.12	\$ 110,733.32
<b>Construction</b>	<b>23</b>	\$ 55,434.64	\$ 68,171.80	\$ 57,418.74
<b>Manufacturing</b>	<b>31-33</b>	\$ 161,301.99	\$ 262,900.35	\$ 181,812.41
<b>Wholesale Trade</b>	<b>42</b>	\$ 318,863.18	\$ 456,393.87	\$ 312,857.64
<b>Retail Trade</b>	<b>44-45</b>	\$ 1,852,391.22	\$ 1,778,180.69	\$ 1,995,347.90
<b>Transportation and Warehousing</b>	<b>48-49</b>	\$ 2,851.13	\$ 1,359.62	\$ 1,496.83
<b>Information</b>	<b>51</b>	\$ 77,666.45	\$ 78,525.49	\$ 62,426.10
<b>Finance and Insurance</b>	<b>52</b>	\$ 1,412.08	\$ 1,756.15	\$ 1,839.91
<b>Real Estate and Rental and Leasing</b>	<b>53</b>	\$ 58,407.64	\$ 96,477.01	\$ 66,195.71
<b>Professional, Scientific and Technical Services</b>	<b>54</b>	\$ 30,118.83	\$ 47,652.25	\$ 41,059.21
<b>Management of Companies and Enterprises</b>	<b>55</b>	\$ 2.43	\$ 0.94	\$ 162.73
<b>Admin. Support and Waste Mgmt. and Remediation Svcs.</b>	<b>56</b>	\$ 9,728.38	\$ 18,122.74	\$ 41,952.21
<b>Educational Services</b>	<b>61</b>	\$ 352.41	\$ 472.31	\$ 470.02
<b>Health Care and Social Assistance</b>	<b>62</b>	\$ 3,083.68	\$ 4,151.95	\$ 6,370.38
<b>Arts, Entertainment and Recreation</b>	<b>71</b>	\$ 16,923.37	\$ 20,340.96	\$ 16,801.71
<b>Accommodation and Food Services</b>	<b>72</b>	\$ 232,234.02	\$ 272,154.04	\$ 200,177.01
<b>Other Services (except Public Administration)</b>	<b>81</b>	\$ 60,882.76	\$ 61,561.45	\$ 43,006.97
<b>Public Administration</b>	<b>92</b>	\$ 567.37	\$ 2,052.56	\$ 1,274.82
<b>Total Month</b>		<b>3,024,140.61</b>	<b>3,357,079.64</b>	<b>3,185,946.03</b>